



Performance of NSW VET programs: monthly report

April 2018

Published by the Department of Industry, Skills and Regional Development. First published April 2016.

© State of New South Wales through Department of Industry, Skills and Regional Development 2016

This publication is copyright. You may download, display, print and reproduce this material provided that the wording is reproduced exactly, the source is acknowledged, and the copyright, update address and disclaimer notice are retained. To copy, adapt, publish, distribute or commercialise any of this publication you will need to seek permission from the Department of Industry, Skills and Regional Development.

Disclaimer: The information contained in this publication is based on knowledge and understanding at the time of writing (June 2016). However, because of advances in knowledge, users are reminded of the need to ensure that the information upon which they rely is up to date and to check the currency of the information with the appropriate officer of the Department of Industry, Skills and Regional Development or the user's independent advisor.

Contents

About this report	4
National VET activity data	5
VET activity data from NCVET	5
Enrolments by qualification level	5
Performance of NSW VET programs	7
Aboriginal programs and services	7
Elsa Dixon Aboriginal Employment Program	7
Aboriginal Enterprise Development Officer Program	8
New Careers for Aboriginal People Program	8
The Way Ahead for Aboriginal People Program	8
Adult and Community Education programs	9
Qualification enrolments by funding source	9
Subject-only enrolments by funding source	10
Community service obligations funded enrolments in qualifications	11
CSO-funded students doing qualifications	12
CSO-funded subject-only enrolments	13
CSO-funded students doing subjects only	14
Apprenticeships and traineeships	15
Training contract approvals for apprenticeships and traineeships	15
Top five apprenticeships and traineeships by training contract approvals	18
Apprentices and trainees in training	19
Training contract completion rates for apprenticeships and traineeships	19
Bert Evans Apprentice Scholarships	20
Smart and Skilled Program	21
Enrolments	21
Students	24
Smart and Skilled training providers	26
Top 10 qualifications	27
Fee-Free Scholarships	28
Glossary	30
NSW training regions	33

About this Report

This is a monthly report on the performance of NSW vocational education and training (VET) programs and follows the introduction of the NSW Government's Smart and Skilled reform in January 2015. The Department of Industry, Skills and Regional Development publishes this report regularly in line with the NSW Government's commitment to transparency.

The completeness of the report's data and information will improve over time as training providers adjust to new reporting requirements.

When interpreting the report's data care must be taken because:

- There are overlaps between different data sets (e.g. apprenticeship data appears in both the Apprenticeship and Traineeship section, and in the Smart and Skilled section).
- Data may have breaks or adjustments in the time series.
- Some data relates to the year to date (YTD) and previous YTD, but other data may relate to a calendar or financial year.

The Glossary explains terms the report uses and a map of training regions please see the table of contents for its location.

National VET activity data

The National Centre for Vocational Education Research (NCVER) is responsible for collecting, managing, analysing, evaluating and communicating research and statistics about vocational education and training (VET) nationally on behalf of the Commonwealth and state and territory ministers responsible for VET.

VET activity data from NCVER

Enrolments by qualification level

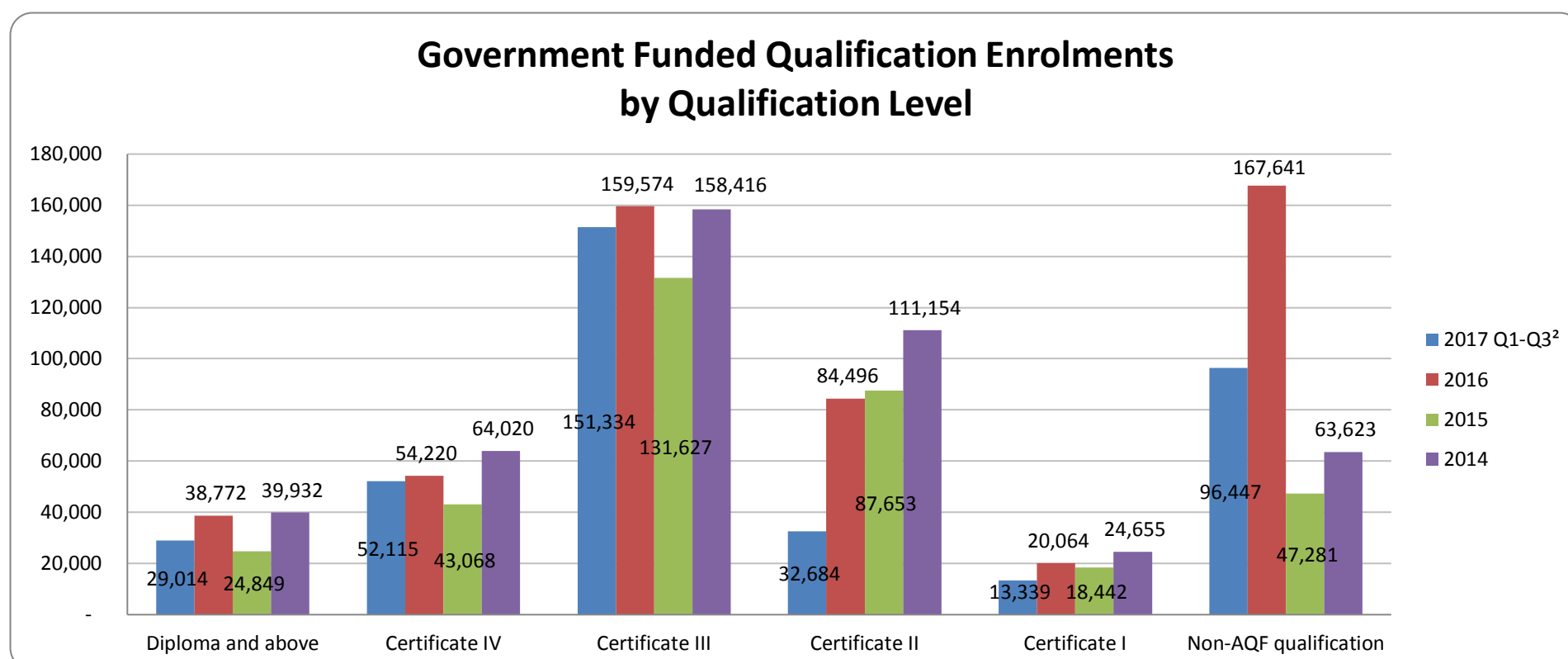
NSW Government-funded enrolments

Table 1 NSW Government-funded enrolments by qualification level¹
For calendar year period
Extracted 15-Feb-2018
Source: NCVER's VOCStats

Qualification level	2017 Q1-Q3 ²	2016	2015	2014
Diploma and above	29,014	38,772	24,849	39,932
Certificate IV	52,115	54,220	43,068	64,020
Certificate III	151,334	159,574	131,627	158,416
Certificate II	32,684	84,496	87,653	111,154
Certificate I	13,339	20,064	18,442	24,655
Non-AQF qualification	96,447	167,641	47,281	63,623
Total	374,933	524,767	352,920	461,800

¹ Government-funded activity is classified as 'NSW' by the funding body.
² Q1-Q3 refers to Jan to Sep data.

Figure 1 NSW Government-funded enrolments by qualification level¹
For calendar year period
Extracted 15-Feb-2018
Source: NCVER's VOCStats



Total NSW VET Activity

Total NSW VET activity is an estimate of all accredited VET training activity in NSW in 2014 – it includes government-subsidised training and fee-for-service training. NCVET noted that the publication of this data for the first time in 2015 was affected by incompleteness because 2014 was a transition year.

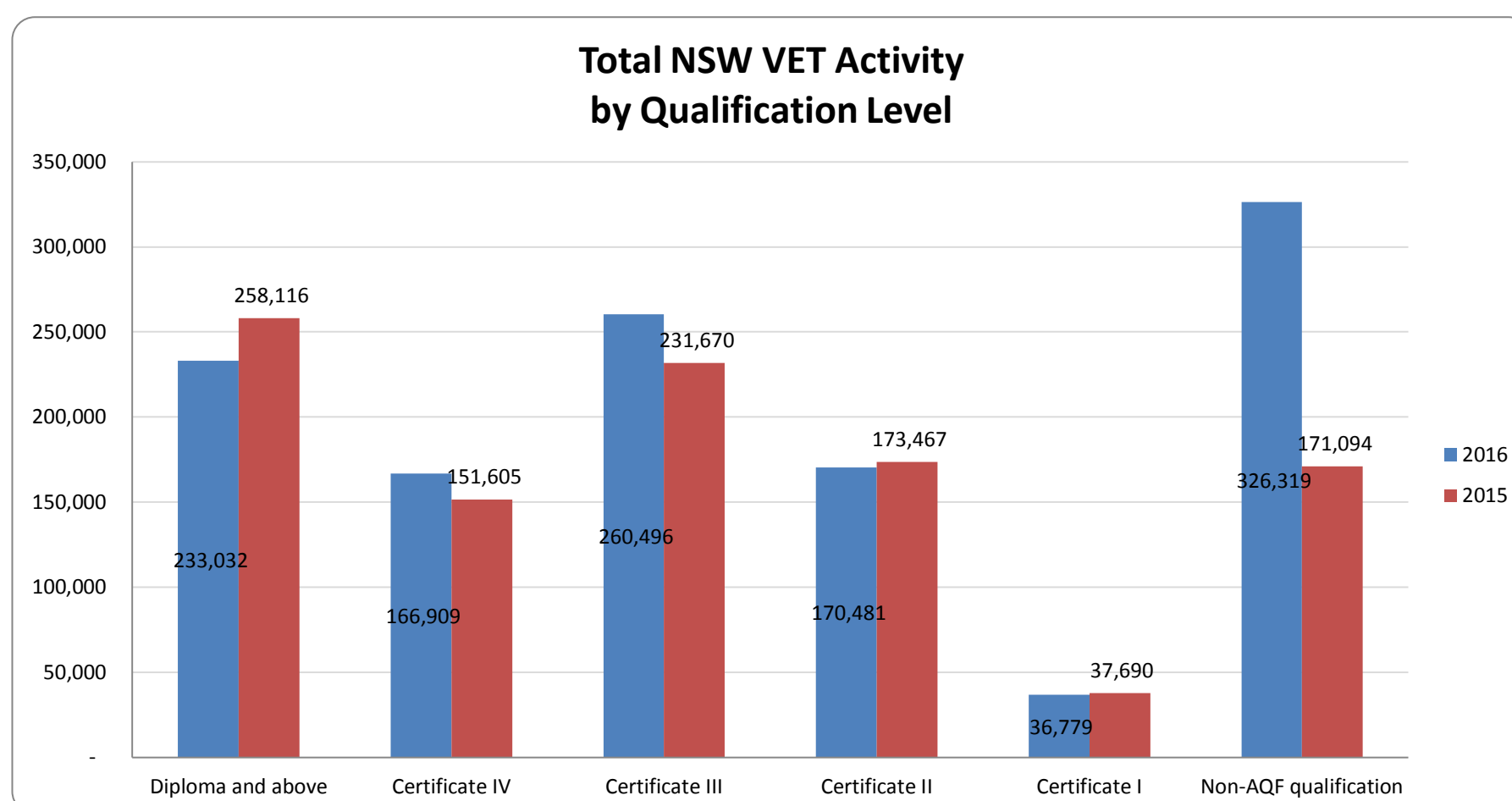
Source: NCVET

Table 2 Total NSW VET activity by qualification level
For Period 2015 and 2016 calendar year
Extracted 15-Feb-2018
Source: NCVET's VOCStats

Qualification level	2016	2015
Diploma and above	233,032	258,116
Certificate IV	166,909	151,605
Certificate III	260,496	231,670
Certificate II	170,481	173,467
Certificate I	36,779	37,690
Non-AQF qualification	326,319	171,094
Total	1,194,016	1,023,642

1 Total VET activity is classified as 'NSW' by delivery location.

Figure 2 Total NSW VET activity by qualification level
For Period calendar year
Extracted 1 January to 31 March 2018
Source: NCVET's VOCStats



Performance of NSW VET programs

Aboriginal programs and services

Elsa Dixon Aboriginal Employment Program

The Elsa Dixon Aboriginal Employment Program provides annual funding to organisations to support Aboriginal education, employment and training by:

- subsidising the salary, development and support costs of Aboriginal employees in a public service agency or local council
- funding innovative community projects
- supporting work experience for Aboriginal students in their final year of a degree or post-degree course.

Table 3 NSW Government-sector positions funded by the Elsa Dixon Aboriginal Employment Program by financial year
For Period (1 July 2017 to 30 April 2018)
Extracted 04 May 2018
Source: NSW Department of Industry

Position funded	2017-18 ¹	2016-17
Graduate Position (no longer exists)	-	-
Permanent position	1	-
School-based position	24	96
Temporary position	2	-
Total	27	96

Table 4 Partnerships funded by the Elsa Dixon Aboriginal Employment Program by financial year
For Period (1 July 2017 to 30 April 2018)
Extracted 04 May 2018
Source: NSW Department of Industry

Position funded	2017-18 ¹	2016-17
Partnerships	-	-

¹ The period covered is from 1 July 2017 to 30 April 2018.

Aboriginal programs and services

Aboriginal Enterprise Development Officer Program

The Aboriginal Enterprise Development Officer (AEDO) Program is a free program for Aboriginal people considering starting up their own business or expanding their current business.

Table 5 Outcomes for the Aboriginal Enterprise Development Officer Program by financial year
For Period (1 July 2017 to 30 April 2018)
Extracted 04 May 2018
Source: NSW Department of Industry

	2017-18 ¹	2016-17
AEDO projects funded	8	7
AEDO new businesses established	39	48
Aboriginal employment positions created	65	76

¹ The period covered is from 1 July 2017 to 30 April 2018.

New Careers for Aboriginal People Program

The New Careers for Aboriginal People (NCAP) Program is a free program for Aboriginal people seeking employment and training advisory support services.

Table 6 Outcomes for the New Careers for Aboriginal People Program by financial year
For Period (1 July 2017 to 30 April 2018)
Extracted 04 May 2018
Source: NSW Department of Industry

	2017-18 ¹	2016-17
NCAP projects funded ²	12	13
NCAP employment outcomes ³	624	901
NCAP training outcomes ⁴	647	854

¹ The period covered is from 1 July 2017 to 30 April 2018.

² Refers to not-for-profit, community-owned organisations that deliver the NCAP Program.

³ Number of individuals placed in employment and still in employment after three months.

⁴ Number of individuals who have completed an accredited training course or qualification.

The Way Ahead for Aboriginal People Program

The Way Ahead for Aboriginal People Program provides mentoring services for Aboriginal apprentices and trainees who need additional support in the workplace. Mentors are chosen because of their experience and acceptance within Aboriginal communities.

Source: NSW Department of Industry.

Table 7 Outcomes for The Way Ahead for Aboriginal People Program by financial year
For Period (1 July 2017 to 30 April 2018)
Extracted 04 May 2018
Source: NSW Department of Industry

	2017-18 ¹	2016-17
Apprentices mentored	155	181
Trainees mentored	265	350
School-based apprentices or trainees mentored	170	282
Total	590	813

¹ The period covered is from 1 July 2017 to 30 April 2018.

Adult and Community Education programs

Adult and Community Education (ACE) training providers are not-for-profit, community-owned organisations with a primary focus on adult education. The ACE sector delivers courses relating to leisure, personal and community development, employment skills, preparation for VET and nationally recognised programs of study.

ACE data is collected quarterly and the most recent data available is the period 1 January 2018 to 31 March 2018.

Qualification enrolments by funding source

By commencements, continuing enrolments and completions

Table 8 Commencing, continuing and completed enrolments in qualifications by funding source
For Period (1 January 2018 to 31 March 2018)
Extracted 15 May 2018
Source: NSW Department of Industry's On Line Validation System (OLiV)

Funding source	Commencements	Continuing	Completions
Community service obligation (Smart and Skilled) ¹	915	255	96
Other government funding ² excluding Smart and Skilled ¹	732	216	65
Fee for service ¹	432	533	97
Total	2,079	1,004	258

¹ Includes part qualifications.

² Includes funding from the NSW Government and the Australian Government.

By number of students

Table 9 Number of students who commenced, continued and/or completed their enrolment in a qualification by funding source
For Period (1 January 2018 to 31 March 2018)
Extracted 15 May 2018
Source: NSW Department of Industry's On Line Validation System (OLiV)

Funding source ¹	Commencements	Continuing	Completions
Community service obligation (Smart and Skilled) ²	819	250	96
Other government funding excluding Smart and Skilled ²	707	216	63
Fee for service ²	429	469	86

¹ As a student may fall into one or more funding group this table does not include totals.

² Includes part qualifications.

Adult and Community Education programs

Subject-only enrolments by funding source

Subject-only enrolments include both accredited and non-accredited vocational training. However, all subjects delivered must be nationally approved with vocational intent (i.e. supporting employment outcomes), with no more than 20 per cent in non-accredited courses.

By commencements, continuing enrolments and completions

Table 10 Commencements, continuing enrolments and completions for subjects-only enrolments by funding source
For Period (1 January 2018 to 31 March 2018)
Extracted 15 May 2018
Source: NSW Department of Industry's On Line Validation System (OLiV)

Funding source	Commencements	Continuing	Completions ¹
Community service obligation (Smart and Skilled)	4,336	4,625	3,625
Other government funding ² excluding Smart and Skilled	837	1,442	734
Fee for service	3,996	533	3,822
Total	9,169	6,600	8,181

¹ Completion is where an enrolled student either:
- achieved competency achieved/passed
- was granted recognition of prior learning
- was deemed to have satisfactorily completed a non-assessable enrolment

² A subset of 'other government-funded activity' is the Tech Savvy Seniors Program which contributes to the NSW Ageing Strategy. In the

By number of students

Table 11 Number of students who commenced, continued and/or completed subject-only enrolments by funding source
For Period (1 January 2018 to 31 March 2018)
Extracted 15 May 2018
Source: NSW Department of Industry's On Line Validation System (OLiV)

Funding source ¹	Commencements	Continuing	Completions ²
Community service obligation (Smart and Skilled)	1,695	1,461	1,537
Other government funding ³ excluding Smart and Skilled	403	588	368
Fee for service	3,066	1,450	2,984

¹ As a student may fall into one or more funding group this table does not include totals.

² Completion is where an enrolled student either:
- achieved competency achieved/passed
- was granted recognition of prior learning
- was deemed to have satisfactorily completed a non-assessable enrolment

³ A subset of 'other government-funded activity' is the Tech Savvy Seniors Program which contributes to the NSW Ageing Strategy. In the reported period, there were 1,933 individual students enrolled in 6,096 subject-only enrolments.

Adult and Community Education programs

Community service obligations (CSO) funded enrolments in qualifications

By region

Table 12 Commencing, continuing and completed community service obligations (CSO) funded enrolments in qualifications by region
For Period (1 January 2018 to 31 March 2018)
Extracted 15 May 2018
Source: NSW Department of Industry's On Line Validation System (OLiV)

Region ¹	Commencements	Continuing	Completions
Capital Region	21	-	-
Central Coast	15	23	15
Central West	52	11	-
Coffs Harbour–Grafton	107	53	-
Far West and Orana	99	8	65
Hunter Valley excluding Newcastle	69	17	-
Illawarra	1	-	-
Mid North Coast	2	27	-
Murray	3	1	-
New England and North West	1	-	-
Newcastle and Lake Macquarie	19	20	-
Richmond–Tweed	231	66	3
Riverina	101	24	13
Southern Highlands and Shoalhaven	-	-	-
Sydney	189	5	-
Unknown ²	5	-	-
Total	915	255	96

¹ For the area a region covers see Figure 10 on page 39.

² The postcode of a student's home address was not recorded.

By disadvantaged student group

Table 13 Commencing, continuing and completed CSO-funded enrolments in qualifications by disadvantaged student group
For Period (1 January 2018 to 31 March 2018)
Extracted 15 May 2018
Source: NSW Department of Industry's On Line Validation System (OLiV)

Disadvantaged student group ¹	Commencements	Continuing	Completions
Aboriginal or Torres Strait Islanders	184	112	18
Students with disabilities	249	66	24
Students living in a regional area	283	108	14
Students living in a remote area	421	116	78

¹ As a student may fall into one or more group this table does not include totals.

Adult and Community Education programs

Community service obligations (CSO) funded students doing qualifications

By region

Table 14 Number of CSO-funded students who commenced, continued and/or completed qualifications by region
For Period (1 January 2018 to 31 March 2018)
Extracted 15 May 2018
Source: NSW Department of Industry's On Line Validation System (OLiV)

Region ¹	Commencements	Continuing	Completions
Capital Region	20	-	-
Central Coast	15	23	15
Central West	45	6	-
Coffs Harbour–Grafton	96	53	-
Far West and Orana	88	8	65
Hunter Valley excluding Newcastle	69	17	-
Illawarra	1	-	-
Mid North Coast	2	27	-
Murray	2	1	-
New England and North West	1	-	-
Newcastle and Lake Macquarie	18	20	-
Richmond–Tweed	229	66	3
Riverina	68	24	13
Southern Highlands and Shoalhaven	-	-	-
Sydney	160	5	-
Unknown ²	5	-	-
Total	819	250	96

¹ For the area a region covers see Figure 10 on page 39.

² The postcode of a student's home address was not recorded.

By disadvantaged student group

Table 15 Number of CSO-funded students who commenced, continued and/or completed qualifications by disadvantaged student group
For Period (1 January 2018 to 31 March 2018)
Extracted 15 May 2018
Source: NSW Department of Industry's On Line Validation System (OLiV)

Disadvantaged student group ¹	Commencements	Continuing	Completions
Aboriginal or Torres Strait Islanders	155	109	18
Students with disabilities	207	66	24
Students living in a regional area	279	108	14
Students living in a remote area	358	111	78

¹ As a student may fall into one or more group this table does not include totals.

Adult and Community Education programs

Community service obligations (CSO) funded subject-only enrolments

By region

Table 16 Commencing, continuing and completed CSO-funded enrolments for subjects only by region
For Period (1 January 2018 to 31 March 2018)
Extracted 15 May 2018
Source: NSW Department of Industry's On Line Validation System (OLIV)

Region ¹	Commencements	Continuing	Completions
Capital Region	5	8	5
Central Coast	447	294	406
Central West	461	6	457
Coffs Harbour–Grafton	277	127	267
Far West and Orana	231	69	224
Hunter Valley excluding Newcastle	94	95	71
Illawarra	244	385	201
Mid North Coast	710	1,024	586
Murray	23	117	23
New England and North West	457	130	395
Newcastle and Lake Macquarie	93	145	93
Richmond–Tweed	140	230	119
Riverina	36	48	32
Southern Highlands and Shoalhaven	118	353	99
Sydney	968	1,503	619
Unknown ²	32	91	28
Total	4,336	4,625	3,625

¹ For the area a region covers see Figure 10 on page 39.

² The postcode of a student's home address was not recorded.

By disadvantaged student group

Table 17 Number of CSO-funded students who commenced, continued and/or completed enrolments in subjects only by disadvantaged student group
For Period (1 January 2018 to 31 March 2018)
Extracted 15 May 2018
Source: NSW Department of Industry's On Line Validation System (OLIV)

Disadvantaged student group ¹	Commencements	Continuing	Completions
Aboriginal or Torres Strait Islanders	742	493	695
Students with disabilities	1,203	1,586	1,041
Students living in a regional area	1,270	1,773	1,074
Students living in a remote area	1,686	891	1,567

¹ As a student may fall into one or more group this table does not include totals.

Adult and Community Education programs

Community service obligations (CSO) funded students doing subjects only

By region

Table 18 Number of CSO-funded students who commenced, continued and/or completed enrolments in subjects only by region
For Period (1 January 2018 to 31 March 2018)
Extracted 15 May 2018
Source: NSW Department of Industry's On Line Validation System (OLiV)

Region ¹	Commencements	Continuing	Completions
Capital Region	5	2	5
Central Coast	168	93	143
Central West	280	5	276
Coffs Harbour–Grafton	135	54	130
Far West and Orana	148	42	144
Hunter Valley excluding Newcastle	54	35	48
Illawarra	107	123	102
Mid North Coast	207	279	171
Murray	8	23	8
New England and North West	147	65	135
Newcastle and Lake Macquarie	31	67	31
Richmond–Tweed	45	144	44
Riverina	16	16	14
Southern Highlands and Shoalhaven	42	89	40
Sydney	292	406	236
Unknown ²	10	18	10
Total	1,695	1,461	1,537

¹ For the area a region covers see Figure 10 on page 39.

² The postcode of a student's home address was not recorded.

By disadvantaged student group

Table 19 Number of CSO-funded students who commenced, continued and/or completed enrolments in subjects only by disadvantaged student group
For Period (1 January 2018 to 31 March 2018)
Extracted 15 May 2018
Source: NSW Department of Industry's On Line Validation System (OLiV)

Disadvantaged student group ¹	Commencements	Continuing	Completions
Aboriginal or Torres Strait Islanders	303	175	285
Students with disabilities	440	523	404
Students living in a regional area	479	589	419
Students living in a remote area	773	301	737

¹ As a student may fall into one or more group this table does not include totals.

Apprenticeships and traineeships

Training contract approvals for apprenticeships and traineeships

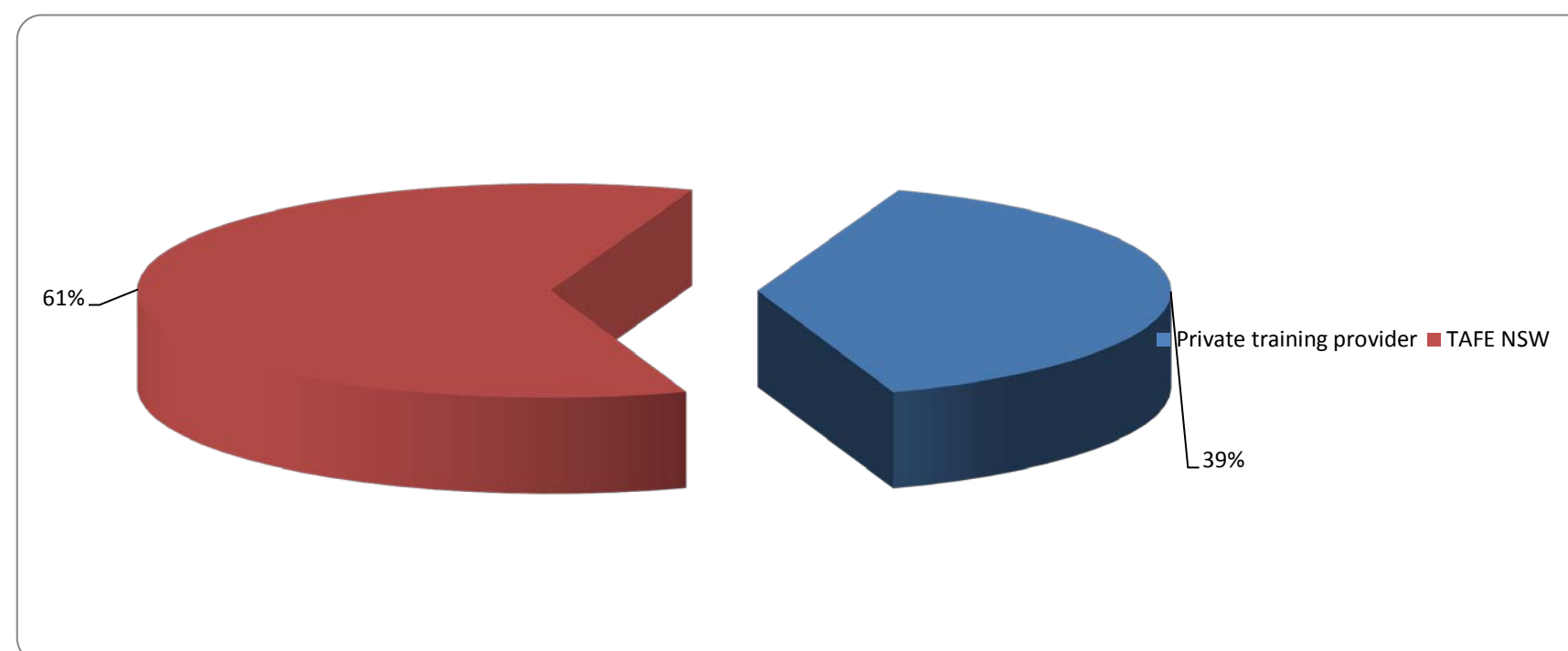
By training provider type

Table 20 Training contract approvals by training provider type
For Period YTD: 1 January to 31 March 2018; previous YTD: 1 January to 31 March 2017; and 2017 calendar year
Extracted 3 April 2018
Source: The NSW Department of Industry's Integrated Vocational Education and Training System (IVETS).

Training provider type	YTD	Previous YTD	Previous CY
Private training provider	5,956	6,096	25,137
TAFE NSW	9,263	8,546	21,966
Unknown ¹	-	-	2
Total	15,219	14,642	47,105

¹ Interstate public training providers who have training contracts with NSW-based apprentices.

Figure 3 Training contract approval by training provider type (YTD: 1 January to 31 March 2018)
For Period YTD: 1 January to 31 March 2018; previous YTD: 1 January to 31 March 2017; and 2017 calendar year
Extracted 3 April 2018
Source: The NSW Department of Industry's Integrated Vocational Education and Training System (IVETS).



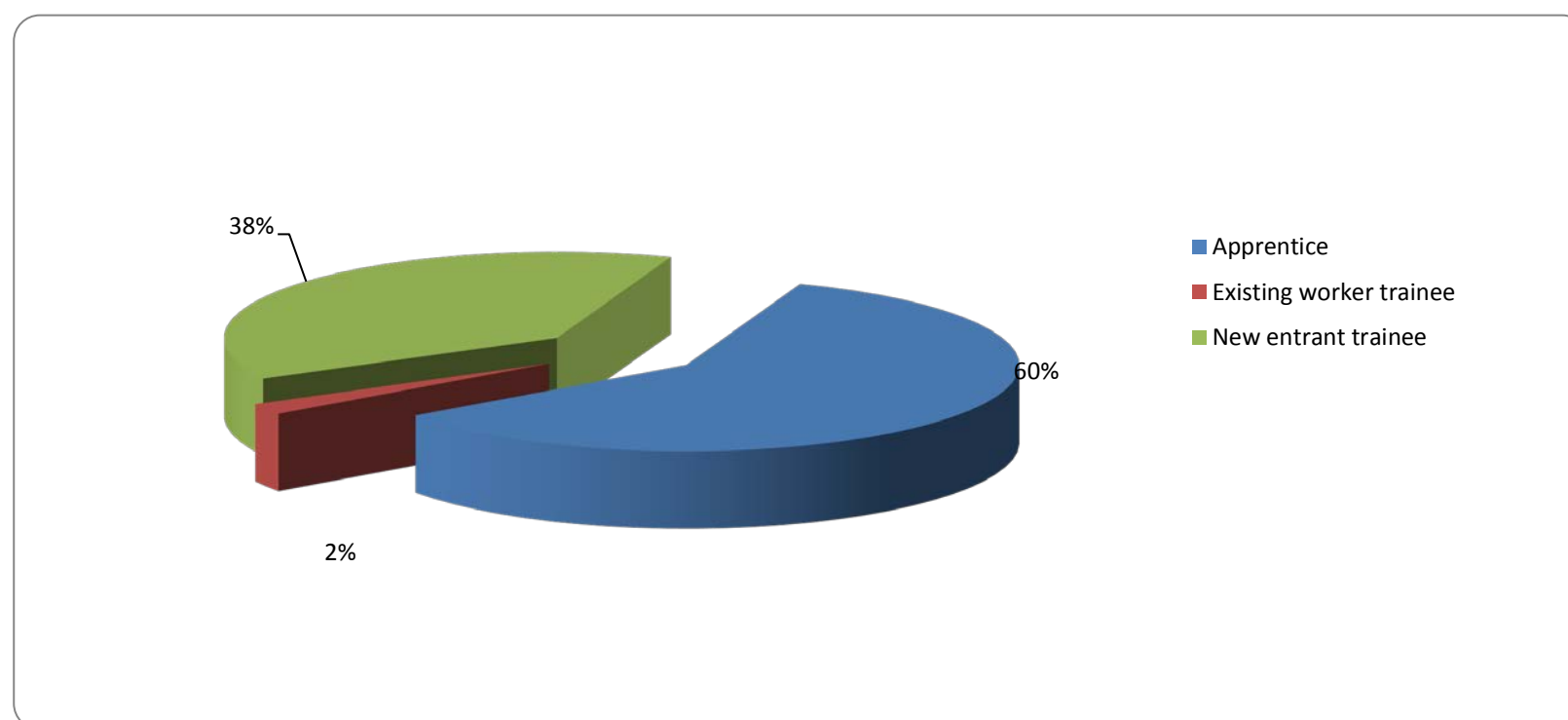
Apprenticeships and traineeships

By student type

Table 21 Training contract approvals by student type
For Period YTD: 1 January to 31 March 2018; previous YTD: 1 January to 31 March 2017; and 2017 calendar year
Extracted 3 April 2018
Source: The NSW Department of Industry's Integrated Vocational Education and Training System (IVETS).

Student type	YTD	Previous YTD	Previous CY
Apprentice	9,060	8,406	22,091
Existing worker trainee	319	184	936
New entrant trainee	5,840	6,052	24,078
Total	15,219	14,642	47,105

Figure 4 Training contract approvals by student type
For Period YTD: 1 January to 31 March 2018
Extracted 3 April 2018
Source: The NSW Department of Industry's Integrated Vocational Education and Training System (IVETS).



By disadvantaged student group

Table 22 Training contract approvals by disadvantaged student group
For Period YTD: 1 January to 31 March 2018; previous YTD: 1 January to 31 March 2017; and 2017 calendar year
Extracted 3 April 2018
Source: The NSW Department of Industry's Integrated Vocational Education and Training System (IVETS).

Disadvantaged student group ¹	YTD	Previous YTD	Previous CY
Aboriginal or Torres Strait Islanders	988	913	3,207
Students with disabilities	419	371	1,300
Students living in a regional area	3,133	3,083	9,542
Students living in a remote area	3,356	3,107	10,092
Women in non-traditional trades	405	323	1,062

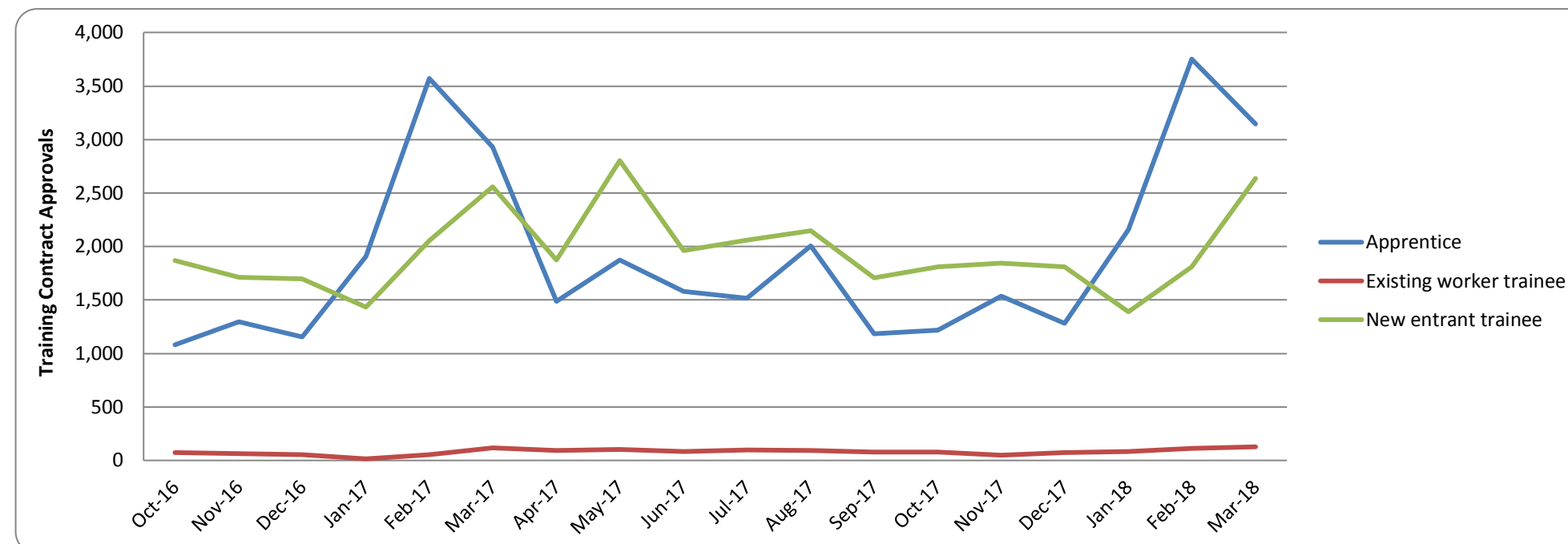
¹ As a student may fall into one or more group this table does not include totals. Also, data is not collected about individuals on a training contract who hold a humanitarian visa or are long-term unemployed.

Apprenticeships and traineeships

By month (for previous 18 months)

Figure 5 Training contract approvals by month
For Period previous 18 months
Extracted 3 April 2018

Source: The NSW Department of Industry's Integrated Vocational Education and Training System (IVETS).



By region

Table 23 Training contract approvals by region
For Period YTD: 1 January to 31 March 2018; previous YTD: 1 January to 31 March 2017; and 2017 calendar year
Extracted 3 April 2018

Source: The NSW Department of Industry's Integrated Vocational Education and Training System (IVETS).

Region ¹	YTD	Approvals as % of a region's population (YTD)	Previous YTD	Previous CY
Capital Region	511	0.25%	547	1,543
Central Coast	578	0.19%	546	1,820
Central West	517	0.26%	508	1,420
Coffs Harbour–Grafton	284	0.22%	262	807
Far West and Orana	262	0.23%	238	794
Hunter Valley excluding Newcastle	720	0.30%	713	2,512
Illawarra	702	0.25%	578	1,849
Mid North Coast	445	0.22%	401	1,351
Murray	293	0.27%	258	748
New England and North West	484	0.27%	370	1,525
Newcastle and Lake Macquarie	1,041	0.30%	1,050	3,128
Richmond–Tweed	410	0.18%	395	1,328
Riverina	555	0.37%	520	1,641
Southern Highlands and Shoalhaven	371	0.27%	325	945
Sydney	7,918	0.18%	7,812	24,926
Unknown ²	128	N/A	119	768
Total	15,219	0.21%	14,642	47,105

¹ For the area a region covers see Figure 10 on page 39.

² Not enough data to map training location to a NSW region.

Apprenticeships and traineeships

Top five Apprenticeships and Traineeships by training contract approvals

Top five Apprenticeships for year to date

Table 24 Top five apprenticeship by qualification
For Period YTD: 1 January to 31 March 2018
Extracted 3 April 2018
Source: The NSW Department of Industry's Integrated Vocational Education and Training System (IVETS).

Apprenticeship qualification	YTD
Electrotechnology - Electrician Certificate III	1,597
Carpentry Certificate III	1,284
Plumbing Certificate III	855
Automotive - Light Vehicle Mechanical Technology Certificate III	617
Engineering - Fabrication Trade Certificate III	422

Top five Apprenticeships for previous year to date

Table 25 Top five apprenticeship by qualification
For Period previous YTD: 1 January to 31 March 2017
Extracted 3 April 2018
Source: The NSW Department of Industry's Integrated Vocational Education and Training System (IVETS).

Apprenticeship qualification	Previous YTD
Electrotechnology - Electrician Certificate III	1,360
Carpentry Certificate III	1,147
Plumbing Certificate III	768
Automotive - Light Vehicle Mechanical Technology Certificate III	655
Hospitality - Commercial Cookery Certificate III	363

Top five Traineeships for year to date

Table 26 Top five traineeships by qualification
For Period YTD: 1 January to 31 March 2018
Extracted 3 April 2018
Source: The NSW Department of Industry's Integrated Vocational Education and Training System (IVETS).

Traineeship qualification	YTD
Community Services - Early Childhood Education and Care Certificate III	795
Retail Certificate III	393
Business Services - Customer Engagement Certificate III	298
Business Services - Business Administration Certificate III	270
Business Services - Business Certificate III	255

Apprenticeships and traineeships

Top five traineeships for previous year to date

Table 27 Top five traineeships by qualification (previous YTD: 1 January to 31 March 2017)
For Period previous YTD: 1 January to 31 March 2017

Extracted 3 April 2018

Source: The NSW Department of Industry's Integrated Vocational Education and Training System (IVETS).

Traineeship qualification	Previous YTD
Community Services - Early Childhood Education and Care Certificate III	787
Retail Certificate III	549
Hospitality Certificate III	325
Transport and Logistics - Warehousing Operations Certificate II	287
Business Services - Business Administration Certificate III	279

Apprentices and trainees in training

Table 28 Number of apprentices and trainees in training
For Period as at 3 April 2018

Extracted 3 April 2018

Source: The NSW Department of Industry's Integrated Vocational Education and Training System (IVETS).

Student type	Number
Apprentices	57,805
Existing worker trainees	1,693
New entrant trainees	29,026
Total	88,524

Training contract completion rates for Apprenticeships and Traineeships

Table 29 Contract completion rates for apprenticeships and traineeships
For Period calendar years 2016 and 2017

Extracted 3 April 2018

Source: The NSW Department of Industry's Integrated Vocational Education and Training System (IVETS).

Contract type	2017 (%)	2016 (%)
Apprenticeship	58.4%	57.6%
Traineeship	61.9%	62.6%
Total	60.5%	60.8%

Apprenticeships and traineeships

Bert Evans Apprentice Scholarships

The Bert Evans Apprentice Scholarships assist apprentices in NSW who have demonstrated:

- hardship in their personal circumstances
- an aptitude for VET that will lead them to complete their trade training successfully
- a positive attitude and application in the workplace and in off-the-job training.

Source: NSW Department of Industry

Table 30 Number of students receiving a Bert Evans Scholarship
For Period calendar years 2016 and 2017
Extracted 3 April 2018
Source: NSW Department of Industry

	2017	2016	2015
Scholarships awarded	75	72	53

Smart and Skilled Program

Smart and Skilled is a NSW Government's initiative to create a successful contestable VET market in NSW, achieve the goals of VET reform and the skill priorities of NSW.

Smart and Skilled delivers subsidised training under A703 two broad categories known as 'program streams' – these are Entitlement and Targeted Priorities.

The Entitlement program stream encourages individuals to gain a post-school qualification at the Certificate I, II or III level and also includes apprenticeships and traineeships (which may be at the Certificate IV, Diploma or Advanced Diploma level). The Targeted Priorities program stream encourages individuals to gain a post-school qualification at the Certificate IV, Diploma or Advanced Diploma level.

Each program stream contains several 'programs'. The Entitlement program stream contains the:

- Entitlement Foundation Skills Program
- Entitlement Full Qualifications Program
- Entitlement Apprenticeships and Traineeships Program.

The Targeted Priorities program stream contains the:

- Targeted Priorities Full Qualifications Program
- Targeted Priorities Prevocational and Part Qualification Program.

A student may participate in more than one Smart and Skilled program, training provider or region.

Smart and Skilled commenced on 1 January 2015. Please consider this when comparing 2015 YTD and 2016 YTD data.

Enrolments

By Smart and Skilled program

Table 31 Commencing, continuing and completed enrolments by Smart and Skilled program
For Period YTD: 1 January to 30 April 2018; previous YTD: 1 January to 30 April 2017; and 2017 calendar year
Extracted 30 July 2018

Source: The NSW Department of Industry's Integrated Vocational Education and Training System (IVETS).

Smart and Skilled program	Commencements	Continuing	Completions
Entitlement – Apprenticeships	13,357	26,436	744
Entitlement – Traineeships	7,049	10,127	2,649
Entitlement Foundation Skills	6,409	422	392
Entitlement Full Qualifications	33,048	13,263	4,317
Other (Full Qualifications) ¹	-	2	-
Targeted Priorities (TP) Full Qualifications	3,731	6,355	1,613
TP Prevocational and Part Qualifications –Pre-apprenticeship ²	544	8	-
TP Prevocational and Part Qualifications –Pre-traineeship ³	681	48	-
TP Prevocational and Part Qualifications – Prevocational ³	900	123	-
TP Prevocational and Part Qualifications – Targeted Skills ⁴	5,182	742	-
Total	70,901	57,526	9,715

¹The training falls under an existing Smart and Skilled program but could not be processed with the standard method.

²Part qualifications that assist individuals to gain an apprenticeship or traineeship.

³Part or full qualifications that assist individuals to gain employment or enrol in further education.

⁴Part qualifications for priority groups and industries to assist individuals to upgrade their training and/or learn new skills for employment.

Smart and Skilled Program

By disadvantaged student group

Table 32 Commencing, continuing and completed enrolments by disadvantaged student group
For Period YTD: 1 January to 30 April 2018
Extracted 30 July 2018

Source: The NSW Department of Industry's Integrated Vocational Education and Training System (IVETS).

Disadvantaged student group ¹	Commencements	Continuing	Completions
Aboriginal or Torres Strait Islanders	7,132	4,489	722
Students with disabilities	7,853	2,910	755
Humanitarian visa holders	1,605	153	48
Long-term unemployed	2,618	1,186	449
Students living in a regional area	16,287	12,541	1,956
Students living in a remote area	5,499	5,583	802

¹As a student may fall into one or more group this table does not include totals.

By region

Table 33 Commencing, continuing and completed enrolments by region
For Period YTD: 1 January to 30 April 2018
Extracted 30 July 2018

Source: The NSW Department of Industry's Integrated Vocational Education and Training System (IVETS).

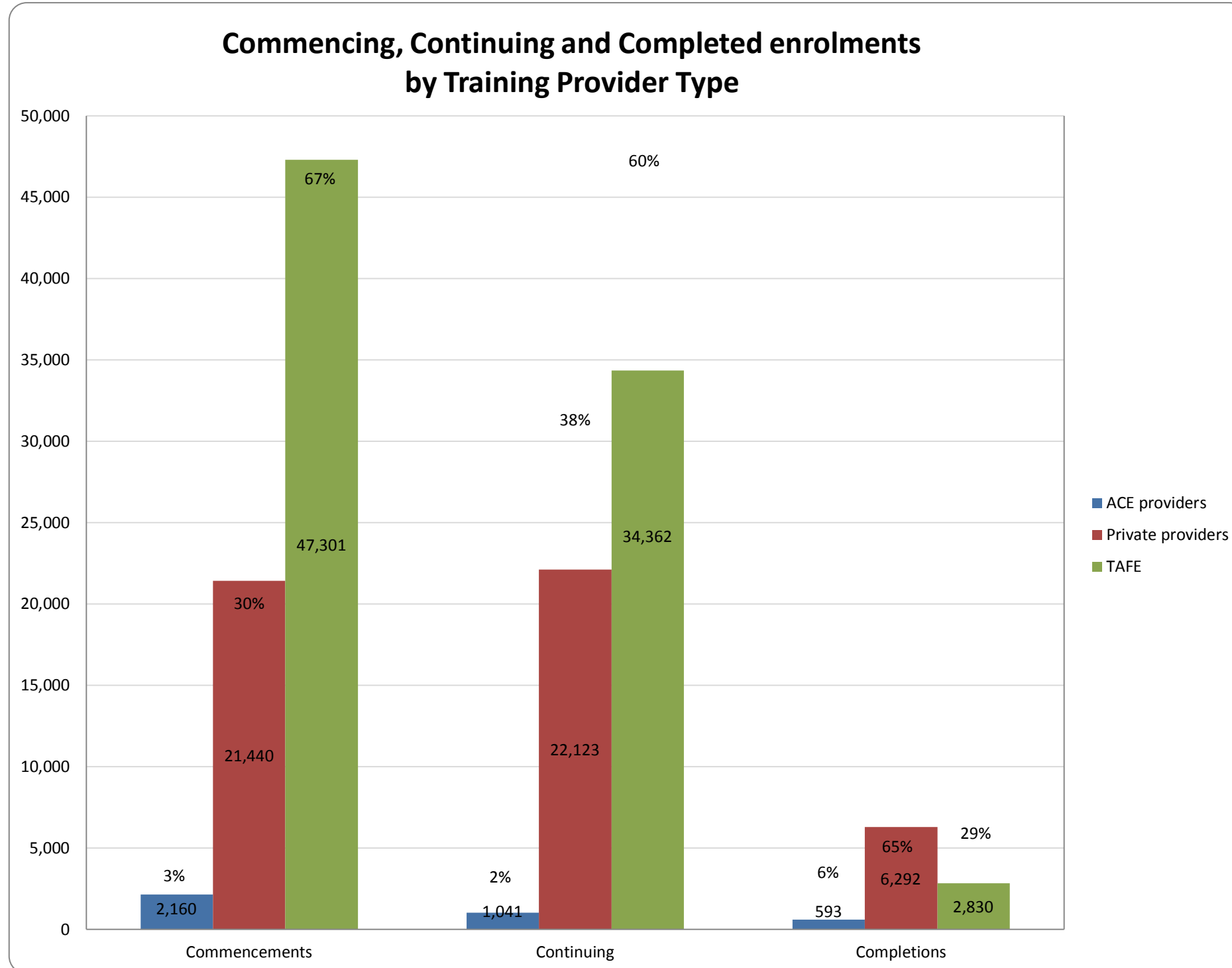
Region ¹	Commencements	Continuing	Completions
Capital Region	1,402	1,196	175
Central Coast	2,791	2,048	466
Central West	3,059	2,227	345
Coffs Harbour–Grafton	1,983	1,722	226
Far West and Orana	1,735	1,069	150
Hunter Valley excluding Newcastle	2,630	2,689	359
Illawarra	3,429	2,871	608
Mid North Coast	2,670	1,613	336
Murray	802	558	95
New England and North West	2,833	1,759	334
Newcastle and Lake Macquarie	4,986	4,081	781
Richmond–Tweed	2,817	2,277	370
Riverina	2,174	1,970	294
Southern Highlands and Shoalhaven	1,195	936	169
Sydney	36,336	30,425	5,005
Total	70,842	57,441	9,713

¹For the area a region covers see Figure 10 on page 39.

Smart and Skilled Program

By training provider type

Figure 4 Commencing, continuing and completed enrolments by training provider type
 For Period YTD: 1 January to 30 April 2018
 Extracted 30 July 2018
 Source: The NSW Department of Industry's Integrated Vocational Education and Training System (IVETS).



Smart and Skilled Program

Students

A student may participate in more than one Smart and Skilled program, training provider or region.

By Smart and Skilled program

Table 34 Number of students who commenced, continued and/or completed a qualification or accredited course under a Smart and Skilled program
For Period YTD: 1 January to 30 April 2018
Extracted 30 July 2018
Source: The NSW Department of Industry's Integrated Vocational Education and Training System (IVETS).

Smart and Skilled program	Commencements	Continuing	Completions
Entitlement – Apprenticeships	13,325	26,209	744
Entitlement – Traineeships	7,029	10,038	2,649
Entitlement Foundation Skills	6,237	418	374
Entitlement Full Qualifications	32,238	13,139	4,307
Other (Full Qualifications) ¹	-	2	-
Targeted Priorities (TP) Full Qualifications	3,676	6,254	1,606
TP Prevocational and Part Qualifications – Part Qualifications Pre-apprenticeship ²	543	8	-
TP Prevocational and Part Qualifications – Part Qualifications Pre-traineeship ²	673	44	-
TP Prevocational and Part Qualifications – Part Qualifications Prevocational ³	860	123	-
TP Prevocational and Part Qualifications – Targeted Skills ⁴	4,939	740	-
Overall unique student number⁵	68,477	56,732	9,657

¹The training falls under an existing Smart and Skilled program but could not be processed with the standard method.

²Part qualifications that assist individuals to gain an apprenticeship or traineeship.

³Part or full qualifications that assist individuals to gain employment or enrol in further education.

⁴Part qualifications for priority groups and industries to assist individuals to upgrade their training and/or learn new skills for employment.

⁵The overall unique student number is not a total.

By region

Table 35 Number of students who commenced, continued and/or completed a qualification or accredited course under a Smart and Skilled program by region
For Period YTD: 1 January to 30 April 2018
Extracted 30 July 2018
Source: The NSW Department of Industry's Integrated Vocational Education and Training System (IVETS).

Region ¹	Commencements	Commencements as % of a region's population	Continuing	Completions
Capital Region	1,370	0.66%	1,184	173
Central Coast	2,750	0.88%	2,042	465
Central West	2,941	1.49%	2,210	345
Coffs Harbour–Grafton	1,933	1.48%	1,716	226
Far West and Orana	1,676	1.48%	1,057	150
Hunter Valley excluding Newcastle	2,571	1.06%	2,680	359
Illawarra	3,357	1.22%	2,849	606
Mid North Coast	2,571	1.28%	1,585	331
Murray	786	0.71%	554	95
New England and North West	2,750	1.56%	1,755	333

Smart and Skilled Program

Table 35 Number of students who commenced, continued and/or completed a qualification or accredited course under a Smart and Skilled program by region (Cont.)
For Period YTD: 1 January to 30 April 2018
Extracted 30 July 2018

Source: The NSW Department of Industry's Integrated Vocational Education and Training System (IVETS).

Region ¹	Commencements	Commencements as % of a region's population	Continuing	Completions
Newcastle and Lake Macquarie	4,896	1.43%	4,044	778
Richmond-Tweed	2,619	1.15%	2,243	362
Riverina	2,125	1.42%	1,955	294
Southern Highlands and Shoalhaven	1,168	0.85%	924	169
Sydney	35,236	0.80%	30,014	4,979

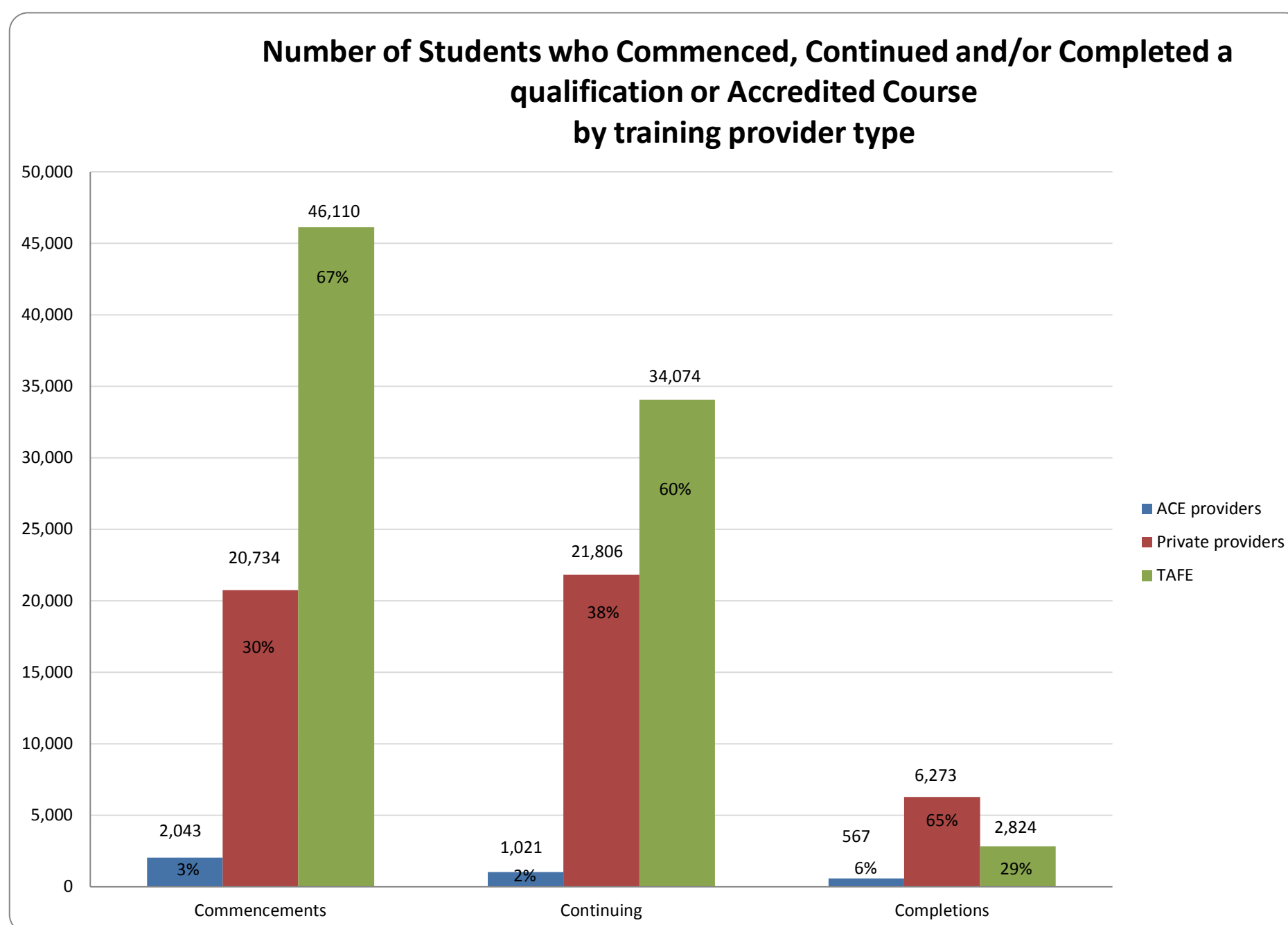
¹For the area a region covers see Figure 10 on page 39.

²The overall unique student number is not the same as a total.

By training provider type

Figure 5 Number of students who commenced, continued and/or completed a qualification or accredited course by training provider type
For Period YTD: 1 January to 30 April 2018
Extracted 30 July 2018

Source: The NSW Department of Industry's Integrated Vocational Education and Training System (IVETS).



Smart and Skilled Program

Smart and Skilled training providers

A 'Smart and Skilled training provider' means a registered training organisation the NSW Department of Industry that has contracted to offer government-subsidised training under Smart and Skilled.

By Smart and Skilled programs with regional approvals

Table 36 Number of Smart and Skilled training providers with regional training delivery approvals by Smart and Skilled program
For Period as at 30 July 2018
Extracted 30 July 2018

Source: The NSW Department of Industry's Integrated Vocational Education and Training System (IVETS).

Region ¹	No. of approved training providers	
	Entitlement Full Qualifications Program	Targeted Priorities Full Qualification Program
Capital Region	22	23
Central Coast	41	39
Central West	28	21
Coffs Harbour–Grafton	17	17
Far West and Orana	23	14
Hunter Valley excluding Newcastle	43	32
Illawarra	48	34
Mid North Coast	25	30
Murray	14	10
New England and North West	23	27
Newcastle and Lake Macquarie	56	45
Richmond–Tweed	29	30
Riverina	27	25
Southern Highlands and Shoalhaven	29	28
Sydney	184	207

¹For the area a region covers see Figure 10 on page 39.

By Smart and Skilled programs with state wide approvals

Table 37 Number of Smart and Skilled training providers with state wide training delivery approvals by Smart and Skilled program
For Period as at 30 July 2018
Extracted 30 July 2018

Source: The NSW Department of Industry's Integrated Vocational Education and Training System (IVETS).

Smart and Skilled program	Training providers
Entitlement Apprenticeships and Traineeships	336
Entitlement Foundation Skills	44

Smart and Skilled Program

Top 10 qualifications

By commencements

Table 38 Top 10 qualifications by commencements

For Period YTD: 1 January to 30 April 2018

Extracted 30 July 2018

Source: The NSW Department of Industry's Integrated Vocational Education and Training System (IVETS).

Qualification	Commencements
Certificate III in Early Childhood Education and Care	3,882
Certificate III in Individual Support	3,739
Certificate III in Business Administration	2,533
Certificate III in Electrotechnology Electrician	2,263
Certificate III in Carpentry	2,194
Certificate III in Hospitality	1,222
Certificate III in Plumbing	1,192
Certificate III in Retail	1,125
Certificate III in Education Support	1,112
Certificate III in Warehousing Operations	1,064

By continuing enrolments

Table 39 Top 10 qualifications by continuing enrolments

For Period YTD: 1 January to 30 April 2018

Extracted 30 July 2018

Source: The NSW Department of Industry's Integrated Vocational Education and Training System (IVETS).

Qualification	Continuing
Certificate III in Electrotechnology Electrician	5,423
Certificate III in Carpentry	4,280
Certificate III in Plumbing	2,342
Certificate III in Early Childhood Education and Care	2,185
Certificate III in Individual Support	1,605
Diploma of Early Childhood Education and Care	1,481
Certificate III in Engineering - Fabrication Trade	1,182
Certificate III in Business Administration	1,066
Certificate III in Light Vehicle Mechanical Technology	1,045
Certificate III in Air-conditioning and Refrigeration	990

By completions

Table 40 Top 10 qualifications by completions

For Period YTD: 1 January to 30 April 2018

Extracted 30 July 2018

Source: The NSW Department of Industry's Integrated Vocational Education and Training System (IVETS).

Qualification	Completions
Certificate III in Early Childhood Education and Care	810
Certificate III in Individual Support	686
Certificate III in Business Administration	388
Certificate III in Hospitality	351
Certificate III in Retail	325
Certificate IV in Leadership and Management	295
Certificate III in Business	261
Certificate III in Warehousing Operations	256
Diploma of Early Childhood Education and Care	222
Diploma of Leadership and Management	216

¹ This qualification (code BSB30415) supersedes and is equivalent to the Certificate III in Business (code BSB30412).

Smart and Skilled Program

Fee-Free Scholarships

Fee-Free Scholarships are part of the NSW Government's commitment under the Reskilling NSW strategy. The strategy provides \$48 million over four years for 200,000 Smart and Skilled concession-eligible 15 to 30 year olds. Fee-Free Scholarships are available to eligible students who undertake study with an approved Smart and Skilled training provider for a qualification from certificate level I to IV that is on the NSW Skills List, with priority giving to eligible social housing residents. Fee-Free Scholarships have been available since 1 July 2015.

By region and training provider type

Table 41 Number of Fee-Free Scholarships by region and training provider type
For Period 1 July 2015 to 01 April 2018
Extracted 03 April 2018

Source: The NSW Department of Industry's Integrated Vocational Education and Training System (IVETS).

Region ¹	Fee-Free Scholarships	Training provider type	
		TAFE NSW	Private training provider
Capital Region	1,231	725	506
Central Coast	3,065	1,881	1,184
Central West	2,153	1,731	422
Coffs Harbour–Grafton	2,542	2,268	274
Far West and Orana	659	504	155
Hunter Valley excluding Newcastle	2,273	1,421	852
Illawarra	3,068	1,663	1,405
Mid North Coast	3,163	2,515	648
Murray	708	424	284
New England and North West	1,622	1,369	253
Newcastle and Lake Macquarie	4,575	3,035	1,540
Richmond–Tweed	3,500	2,959	541
Riverina	1,458	979	479
Southern Highlands and Shoalhaven	1,107	520	587
Sydney	24,493	18,050	6,443
Total	55,617	40,044	15,573

¹For the area a region covers see Figure 10 on page 39.

By region and selected student characteristics

Table 42 Number of Fee-Free Scholarships by region and selected student characteristics
For Period 1 July 2015 to 01 April 2018
Extracted 03 April 2018

Source: The NSW Department of Industry's Integrated Vocational Education and Training System (IVETS).

Region ¹	Male	Female	Living in social housing	Holding a humanitarian visa
Capital Region	406	825	81	1
Central Coast	997	2,067	208	2
Central West	662	1,489	145	2
Coffs Harbour–Grafton	968	1,574	95	41
Far West and Orana	257	402	27	-
Hunter Valley excluding Newcastle	773	1,500	156	2
Illawarra	1,240	1,828	383	25
Mid North Coast	1,147	2,015	98	-
Murray	255	453	82	17
New England and North West	525	1,095	80	1
Newcastle and Lake Macquarie	1,917	2,656	408	16
Richmond–Tweed	1,402	2,093	92	-
Riverina	461	997	141	3
Southern Highlands and Shoalhaven	455	651	114	-
Sydney	8,571	15,915	2,169	682
Total	20,036	35,560	4,279	792

¹For the area a region covers see Figure 10 on page 39.

Smart and Skilled Program

Table 43 Number of Fee-Free Scholarships by region and age cohort
For Period 1 Mar 2017 to 30 Mar 2018
Extracted 30 July 2018

Source: The NSW Department of Industry's Integrated Vocational Education and Training System (IVETS).

Region ¹	15–19 years	20–24 years	25–30 years
Capital Region	488	413	326
Central Coast	1,231	1,019	743
Central West	751	728	667
Coffs Harbour–Grafton	1,004	847	666
Far West and Orana	249	245	164
Hunter Valley excluding Newcastle	979	781	503
Illawarra	1,111	1,203	736
Mid North Coast	1,365	1,007	774
Murray	279	258	170
New England and North West	618	566	435
Newcastle and Lake Macquarie	1,775	1,643	1,106
Richmond–Tweed	1,407	1,153	908
Riverina	504	517	432
Southern Highlands and Shoalhaven	423	393	270
Sydney	7,807	8,657	7,817
Total	19,991	19,430	15,717

¹For the area a region covers see Figure 10 on page 39.

Glossary

ACE	Adult and Community Education
Accredited vocational training	Education approved by the Australian Skills Quality Authority.
Active provider	A Smart and Skilled contracted training provider who has delivered training under their Smart and Skilled contract.
Adult and Community Education	A not-for profit, community-owned organisation with a primary focus on adult education. The ACE sector delivers courses relating to leisure, personal and community development, employment skills, preparation for VET and nationally recognised programs of study.
AEDO	Aboriginal Enterprise Development Officer Program
Apprentice	An employee who is party to an apprenticeship to learn a trade on-the-job under a qualified tradesperson and off-the-job with a registered training organisation.
Approval (training contract)	The official confirmation by Training Services NSW that an apprenticeship or traineeship has commenced with an employer.
Approved (training provider)	A training provider has been offered and has accepted a Smart and Skilled contract.
Approved qualification	A qualification that a training provider is approved to deliver under Smart and Skilled.
AQF	Australian Quality Framework
ASDB	The NSW Department of Industry's Aboriginal Services Database.
ATSI	Aboriginal or Torres Strait Islander
Australian Quality Framework	<p>The national policy for regulated qualifications in the Australian education and training system.</p> <p>The AQF incorporates the quality assured qualifications from each education and training sector into a single comprehensive national qualifications framework. The AQF defines the qualification levels issued by schools, vocational education and training providers and higher education.</p> <p>The AQF qualifications that apply to VET are Certificate levels I to IV, Diploma and Advanced Diploma, as well as Graduate Certificate and Graduate Diploma.</p> <p>Maintaining the AQF is a shared responsibility of the Commonwealth, state and territory governments.</p>
Bert Evans Apprentice Scholarships	<p>These scholarships assist apprentices in NSW who have demonstrated:</p> <ul style="list-style-type: none"> • hardship in their personal circumstances • an aptitude for VET that will lead them to complete their trade training successfully • a positive attitude and application in the workplace and in off-the-job training. <p>A maximum of 50 scholarships are awarded annually, including 10 NSW Country Apprentice Scholarships.</p>
Commencement	Occurs when a student begins to participate in training for a qualification or accredited course; or, for a subject-only enrolment, begins to participate in a module or unit of competency that is scheduled to be completed in the current year.
Commitment	Represents a commitment by government to subsidise a training provider for the cost of training an approved prospective student in an approved qualification, accredited course or subject-only enrolment.
Community service obligation (CSO)	A service with an identifiable community or social benefit that cannot be supplied under commercial costs and conditions, and that government subsidises.
Continuing	A student who is continuing training for a qualification or accredited course in a subsequent year to the commencement year and who is still training at the time of this report; or, for a subject-only enrolment, an enrolment in a module or unit of competency that is scheduled to be completed in a future year.
Completion	A student who has successfully completed a qualification or accredited course; or, for a subject-only enrolment, has completed a module or unit of competency.
Completion Rate	
CSO	Community service obligation
Disadvantaged student group	A student who falls into one or more equity categories of: being an Aboriginal or Torres Strait Islander, being disabled, being a humanitarian visa holder, being long-term unemployed, or living in a regional or remote area.

Enrolment	The engagement and participation of a student in an approved qualification, accredited course or subject-only training.
Existing worker trainee	A long-term employee (greater than three months full time or 12 months part time) who is party to a traineeship to learn a recognised vocation on-the-job under supervision and off-the-job with a training provider.
Fee for service	A VET qualification or accredited course that is not subsidised by government (a student or their employer pays the full fee for the training).
Fee-Free Scholarships	Part of the NSW Government's commitment under the Reskilling NSW strategy. It provides \$48 million over 4 years (starting on 1 July 2015) for 200,000 scholarships. The scholarships cover the fee for any Certificate I to IV level qualification on the NSW Skills List. To be eligible, a student must be aged between 15 and 30 years and eligible for Smart and Skilled's concession fee (with priority given to social housing residents); or living (or have lived) in out-of-home care; or someone who has experienced (or is experiencing) domestic/family violence.
FY	Financial year
Jobs of Tomorrow Scholarships	The Program provides \$25 million over four years (starting in 2016) for 25,000 scholarships in science, technology, engineering and mathematics (STEM) VET qualifications. Eligible students receive a \$1,000 scholarship to encourage them to enrol and complete a STEM qualification. In each calendar year, the first 6,250 eligible students who apply and commence training will be offered a scholarship.
IVETS	The NSW Department of Industry's Integrated Vocational Education and Training Services database.
NCAP	New Careers for Aboriginal People Program
NCVER	National Centre for Vocational Education Research
New entrant trainee	An employee who is party to a traineeship to learn a recognised vocation on-the-job under supervision and off-the-job with a training provider.
Non-accredited vocational training	Education with a vocational intent that is non-assessable and not recognised under the AQF.
NSW Ageing Strategy	NSW Government commitment to support seniors in the community with a range of programs and initiatives.
OLiV	The NSW Department of Industry's On Line Validation System.
Private training provider	A non-TAFE training provider that is registered with the Australian Skills Quality Authority, and can deliver nationally recognised courses and award AQF VET qualifications.
Qualification	A nationally recognised qualification under the Australian Qualifications Framework (AQF).
Recognition of prior learning	Recognition of prior learning (RPL) involves the assessment of the previously unrecognised skills and knowledge an individual has achieved outside the formal education and training system. This assessment determines the extent to which that individual has achieved the required learning outcomes, competency outcomes, or standards for entry to, and/or partial or total completion of a program of study without the need for further study.
Region	There are 15 training regions (which are based on Australian Bureau of Statistics SA4 level). See Figure 6 on page 32.
Regional	A classification of a student's residence using the Australian Bureau of Statistics Accessibility/Remoteness Index of Australia.
Registered training organisation (RTO)	An training provider that is registered with the Australian Skills Quality Authority – which allows them to deliver nationally courses and award AQF VET qualifications.
Remote	A classification of a student's residence using the Australian Bureau of Statistics Accessibility/Remoteness Index of Australia.
Reskilling NSW strategy	An NSW Government initiative to help individuals get a job by giving them better access to VET.
Returned (contract)	A training provider that has chosen to withdraw from its Smart and Skilled contract.
Smart and Skilled	The NSW Government's initiative to create a successful contestable VET market in NSW, and achieve the goals of VET reform and the skill priorities of NSW.
Smart and Skilled program	A subset of Smart and Skilled government-subsidised training with specific characteristics.

Status (training provider)	Indicates whether a Smart and Skilled training provider's contract has been approved, suspended, returned or terminated.
Subject-only enrolment	An enrolment in a module or unit of competency that is not intended to lead to the issue of a qualification or accredited course.
Suspended (training provider)	A training provider's Smart and Skilled contract has been temporarily suspended for one or more breaches of contract conditions.
TAFE NSW	The NSW Government's public training provider of VET in NSW.
Tech Savvy Seniors Program	A joint NSW Government and Telstra initiative that provides grants to ACE providers to deliver training in the use of smart technologies to people over 60 years of age.
Terminated (training provider)	A training provider's Smart and Skilled contract has been terminated for one or more breaches of contract conditions.
Total VET activity	All accredited VET activity from all training providers (unless granted an exemption) in accordance with the National VET Provider Collection Data Requirements Policy.
Trade	The occupation to which an apprenticeship leads.
Training contract	The mutual agreement between an employer and apprentice or trainee.
Training contract type	A training contract can be either an apprenticeship, an existing worker traineeship or a new entrant traineeship.
Training provider	A training provider that is registered with the Australian Skills Quality Authority, and can deliver nationally recognised courses and award AQF VET qualifications.
VET	Vocational education and training
VET FEE-HELP	An Australian Government income-contingent loan scheme for VET students. A loan covers a student's fees. The student is only required to pay back the loan when their income reaches a set level.
Vocation	The occupation to which a traineeship leads.
Vocational Training Assistance	Provided through the Vocational Training Assistance Scheme (VTAS) – a program that provides eligible apprentices and trainees with monetary assistance to attend off-the-job training during the term of their apprenticeship or traineeship. Existing worker trainees are ineligible to claim vocational training assistance. Current rates for travel are 12 cents per kilometre and \$28 per night for accommodation, and a one-off payment of up to \$2,000 for a student who has to relocate.
VTAS	Vocational Training Assistance Scheme
Woman in non-traditional trades	Currently, 167 out of a total 1,211 trades are considered to be non traditional trades for women. Examples include Certificate III in Aeroskills (Mechatronics) and Certificate III in Solid Plastering.
YTD	Year to date

NSW training regions

Figure 6 Training regions in NSW

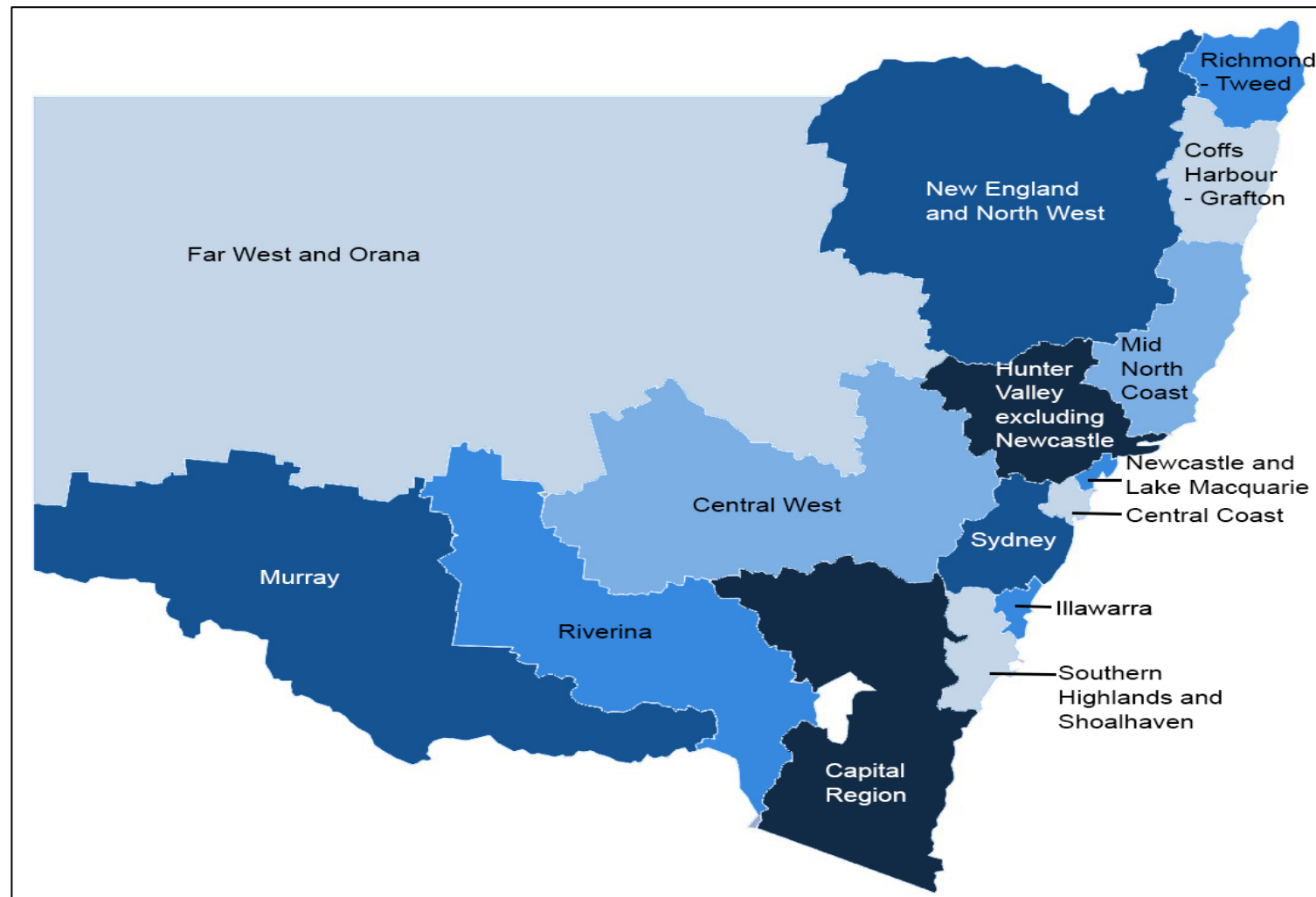


Table 44 Major towns or areas for each region

This region...	Includes...
Capital Region	Goulburn, Yass, Queanbeyan, the Snowy Mountains and the South Coast
Central Coast	Brooklyn, Davistown, Terrigal, The Entrance, Wyong and Gosford
Central West	Bathurst, Lachlan Valley, Lithgow, Mudgee and Orange
Coffs Harbour–Grafton	Coffs Harbour and the Clarence Valley
Far West and Orana	Bourke, Cobar, Coonamble, Broken Hill and Dubbo
Hunter Valley excluding Newcastle	Lower and Upper Hunter, Maitland and Port Stephens
Illawarra	Wollongong, Shellharbour and Kiama
Mid North Coast	Great Lakes, Kempsey, Nambucca, Lord Howe Island, Port Macquarie, Taree and Gloucester
Murray	Upper and Lower Murray, and Albury
Newcastle and Lake Macquarie	Newcastle and Lake Macquarie
New England and North West	Armidale, Inverell, Moree, Inverell, Tenterfield, Moree, Narrabri, Tamworth and Gunnedah
Richmond–Tweed	Richmond Valley and Tweed Valley
Riverina	Griffith, Tumut and Wagga Wagga
Southern Highlands and Shoalhaven	Mittagong, Bowral, Nowra and Ulladulla
Sydney	Sydney and the Blue Mountains