

Performance of NSW VET programs: monthly report

August 2016

Published by the Department of Industry, Skills and Regional Development. First published April 2016.

© State of New South Wales through Department of Industry, Skills and Regional Development 2016

This publication is copyright. You may download, display, print and reproduce this material provided that the wording is reproduced exactly, the source is acknowledged, and the copyright, update address and disclaimer notice are retained. To copy, adapt, publish, distribute or commercialise any of this publication you will need to seek permission from the Department of Industry, Skills and Regional Development.

Disclaimer: The information contained in this publication is based on knowledge and understanding at the time of writing (June 2016). However, because of advances in knowledge, users are reminded of the need to ensure that the information upon which they rely is up to date and to check the currency of the information with the appropriate officer of the Department of Industry, Skills and Regional Development or the user's independent advisor.

Contents

About this report	4
National VET activity data	5
VET activity data from NCVET	5
Enrolments by qualification level	5
Performance of NSW VET programs	7
Aboriginal programs and services	7
Elsa Dixon Aboriginal Employment Program	7
Aboriginal Enterprise Development Officer Program	8
New Careers for Aboriginal People Program	8
The Way Ahead for Aboriginal People Program	8
Adult and Community Education programs	9
Qualification enrolments by funding source	9
Subject-only enrolments by funding source	10
Community service obligations funded enrolments in qualifications	11
CSO-funded students doing qualifications	12
CSO-funded subject-only enrolments	13
CSO-funded students doing subjects only	14
Apprenticeships and traineeships	15
Training contract approvals for apprenticeships and traineeships	15
Top five apprenticeships and traineeships by training contract approvals	18
Apprentices and trainees in training as at 31 May 2016	19
Training contract completion rates for apprenticeships and traineeships	19
Bert Evans Apprentice Scholarships	20
Smart and Skilled Program	21
Enrolments	21
Students	24
Smart and Skilled training providers	26
Top 10 qualifications	27
Fee-Free Scholarships	28
Glossary	30
NSW training regions	33

About this Report

This is a monthly report on the performance of NSW vocational education and training (VET) programs and follows the introduction of the NSW Government's Smart and Skilled reform in January 2015. The Department of Industry, Skills and Regional Development publishes this report regularly in line with the NSW Government's commitment to transparency.

The completeness of the report's data and information will improve over time as training providers adjust to new reporting requirements.

When interpreting the report's data care must be taken because:

- There are overlaps between different data sets (e.g. apprenticeship data appears in both the Apprenticeship and Traineeship section, and in the Smart and Skilled section (please see contents for page locations).
- Data may have breaks or adjustments in the time series.
- Some data relates to the year to date (YTD) and previous YTD, but other data may relate to a calendar or financial year.

The Glossary explains terms the report uses and a map of training regions please see the table of contents for its location.

The National VET Activity Data section replicates tables from two key national collections of VET data compiled by the National Centre for Vocational Education Research (NCVER) that show the number of NSW Government-funded enrolments and the total VET activity in the state.

National VET activity data

The National Centre for Vocational Education Research (NCVER) is responsible for collecting, managing, analysing, evaluating and communicating research and statistics about vocational education and training (VET) nationally on behalf of the Commonwealth and state and territory ministers responsible for VET.

VET activity data from NCVER

Sources:

- NCVER, VOCSTATS, Government-funded students and courses, accessed in June 2016.
- NCVER, 2015, Australian vocational education and training statistics: Total VET students and courses 2014, Adelaide.

Enrolments by qualification level

NSW Government-funded enrolments

Table 1 NSW Government-funded enrolments by qualification level (calendar year)¹

Qualification level	2015	2014	2013	2012
Diploma and above	24,849	39,927	42,046	52,105
Certificate IV	43,066	64,016	67,510	76,437
Certificate III	131,630	158,419	166,400	161,904
Certificate II	87,652	111,154	119,543	130,518
Certificate I	18,442	24,656	24,063	29,854
Non-AQF qualification	47,286	63,622	75,917	88,332
Total	352,925	461,794	495,479	539,150

¹ Government-funded activity is classified as 'NSW' by the funding body.

Total NSW VET Activity

Total NSW VET activity is an estimate of all accredited VET training activity in NSW in 2014 – it includes government-subsidised training and fee-for-service training. NCVET commented that the publication of this data for the first time in 2015 was affected by incompleteness because 2014 was a transition year.

Source: NCVET

Table 2 Total NSW VET activity by qualification level (2014 and 2015 calendar years)¹

Qualification level	2015	2014
Diploma and above	256,019	182,737
Certificate IV	150,813	152,322
Certificate III	231,644	245,201
Certificate II	173,367	204,573
Certificate I	37,681	34,025
Non-AQF qualification	170,539	190,836
Total	1,020,063	1,009,694

¹ Total VET activity is classified as 'NSW' by delivery location.

Performance of NSW VET programs

Aboriginal programs and services

Elsa Dixon Aboriginal Employment Program

The Elsa Dixon Aboriginal Employment Program provides funding on a financial year basis to organisations to support Aboriginal education, employment and training by:

- subsidising the salary, development and support costs of Aboriginal employees in a public service agency or local council
- funding innovative community projects
- supporting work experience for Aboriginal students in their final year of a degree or post-degree course.

Table 3 NSW Government-sector positions funded by the Elsa Dixon Aboriginal Employment Program by financial year

Position funded	2016–17 ¹	2015–16
Graduate position	-	-
Permanent position	-	-
School-based position	-	117
Temporary position	-	-
Total	-	117

Table 4 Partnerships funded by the Elsa Dixon Aboriginal Employment Program by financial year

Position funded	2016–17 ¹	2015–16
Partnerships	-	-

¹ The period covered is from 1 July 2016 to 31 August 2016.

Aboriginal programs and services

Aboriginal Enterprise Development Officer Program

The Aboriginal Enterprise Development Officer (AEDO) Program is a free program for Aboriginal people considering starting up their own business or expanding their current business.

Table 5 Outcomes for the Aboriginal Enterprise Development Officer Program by financial year

	2016–17 ¹	2015–16
AEDO projects funded	6	7
AEDO new businesses established	10	45
Aboriginal employment positions created	23	49

¹ The period covered is from 1 July 2016 to 31 August 2016.

New Careers for Aboriginal People Program

The New Careers for Aboriginal People (NCAP) Program is a free program for Aboriginal people seeking employment and training advisory support services.

Table 6 Outcomes for the New Careers for Aboriginal People Program by financial year

	2016–17 ¹	2015–16
NCAP projects funded ²	13	13
NCAP employment outcomes ³	168	842
NCAP training outcomes ⁴	127	1,066

¹ The period covered is from 1 July 2016 to 31 August 2016.

² Refers to not-for-profit, community-owned organisations that deliver the NCAP Program.

³ Number of individuals placed in employment and still in employment after three months.

⁴ Number of individuals who have completed an accredited training course or qualification.

The Way Ahead for Aboriginal People Program

The Way Ahead for Aboriginal People Program provides mentoring services for Aboriginal apprentices and trainees who need additional support in the workplace. Mentors are chosen because of their experience and acceptance within Aboriginal communities.

Source: NSW Department of Industry.

Table 7 Outcomes for The Way Ahead for Aboriginal People Program by financial year

	2016–17 ¹	2015–16
Apprentices mentored	114	197
Trainees mentored	228	700
School-based apprentices or trainees mentored	126	277
Total	468	1,174

¹ The period covered is from 1 July 2016 to 31 August 2016.

Adult and Community Education programs

Adult and Community Education (ACE) training providers are not-for-profit, community-owned organisations with a primary focus on adult education. The ACE sector delivers courses relating to leisure, personal and community development, employment skills, preparation for VET and nationally recognised programs of study.

ACE data is collected quarterly and the most recent data available is the period January to June 2016.

Source: NSW Department of Industry's On Line Validation System (OLIV).

Qualification enrolments by funding source

By commencements, continuing enrolments and completions

Table 8 Commencing, continuing and completed enrolments in qualifications by funding source (1 January to 30 June 2016)

Funding source	Commencements	Continuing	Completions
Community service obligation (Smart and Skilled) ¹	1,248	161	93
Other government funding ² excluding Smart and Skilled ¹	2,167	826	752
Fee for service ¹	411	117	101
Total	3,826	1,104	946

¹ Includes part qualifications.

² Includes funding from the NSW Government and the Australian Government.

By number of students

Table 9 Number of students who commenced, continued and/or completed their enrolment in a qualification by funding source (1 January to 30 June 2016)

Funding source ¹	Commencements	Continuing	Completions
Community service obligation (Smart and Skilled) ²	1,127	159	93
Other government funding excluding Smart and Skilled ²	2,062	742	640
Fee for service ²	303	110	95

¹ As a student may fall into one or more funding group this table does not include totals.

² Includes part qualifications.

Adult and Community Education programs

Subject-only enrolments by funding source

nationally approved with vocational intent (i.e. supporting employment outcomes), with no more than 20 per cent in non-accredited courses.

By commencements, continuing enrolments and completions

Table 10 Commencements, continuing enrolments and completions for subjects-only enrolments by funding source (1 January to 30 June 2016)

Funding source	Commencements	Continuing	Completions ¹
Community service obligation (Smart and Skilled)	19,338	257	11,216
Other government funding ² excluding Smart and Skilled	7,155	151	6,423
Fee for service	15,774	117	14,311
Total	42,267	525	31,950

¹ Completion is where an enrolled student either:
 - achieved competency achieved/passed
 - was granted recognition of prior learning
 - was deemed to have satisfactorily completed a non-assessable enrolment

² A subset of 'other government-funded activity' is the Tech Savvy Seniors Program which contributes to the NSW Ageing Strategy. In

By number of students

Table 11 Number of students who commenced, continued and/or completed subject-only enrolments by funding source (1 January to 30 June 2016)

Funding source ¹	Commencements	Continuing	Completions ²
Community service obligation (Smart and Skilled)	4,813	53	3,709
Other government funding ³ excluding Smart and Skilled	4,034	57	3,811
Fee for service	11,163	50	10,670

¹ As a student may fall into one or more funding group this table does not include totals.

² Completion is where an enrolled student either:
 - achieved competency achieved/passed
 - was granted recognition of prior learning
 - was deemed to have satisfactorily completed a non-assessable enrolment

³ A subset of 'other government-funded activity' is the Tech Savvy Seniors Program which contributes to the NSW Ageing Strategy. In the reported period, there were 1,933 individual students enrolled in 6,096 subject-only enrolments.

Adult and Community Education programs

Community service obligations funded enrolments in qualifications

By region

Table 12 Commencing, continuing and completed community service obligations (CSO) funded enrolments in qualifications by region (1 January to 30 June 2016)

Region ¹	Commencements	Continuing	Completions
Capital Region	51	6	7
Central Coast	2	11	1
Central West	35	-	-
Coffs Harbour–Grafton	118	3	2
Far West and Orana	257	-	4
Hunter Valley excluding Newcastle	40	8	23
Illawarra	17	-	9
Mid North Coast	59	14	1
Murray	21	2	-
New England and North West	54	6	1
Newcastle and Lake Macquarie	3	1	1
Richmond–Tweed	245	-	16
Riverina	62	60	13
Southern Highlands and Shoalhaven	39	6	2
Sydney	233	41	12
Unknown ²	12	3	1
Total	1,248	161	93

¹ For the area a region covers see Figure 10 on page 39.

² The postcode of a student's home address was not recorded.

By disadvantaged student group

Table 13 Commencing, continuing and completed CSO-funded enrolments in qualifications by disadvantaged student group (1 January to 30 June 2016)

Disadvantaged student group ¹	Commencements	Continuing	Completions
Aboriginal or Torres Strait Islanders	221	14	8
Students with disabilities	339	45	24
Students living in a regional area	350	36	26
Students living in a remote area	645	77	40

¹ As a student may fall into one or more group this table does not include totals.

Adult and Community Education programs

CSO-funded students doing qualifications

By region

Table 14 Number of CSO-funded students who commenced, continued and/or completed qualifications by region (1 January to 30 June 2016)

Region ¹	Commencements	Continuing	Completions
Capital Region	51	6	7
Central Coast	2	11	1
Central West	35	-	-
Coffs Harbour–Grafton	100	3	2
Far West and Orana	202	-	4
Hunter Valley excluding Newcastle	40	8	23
Illawarra	17	-	9
Mid North Coast	59	14	1
Murray	21	2	-
New England and North West	49	6	1
Newcastle and Lake Macquarie	3	1	1
Richmond–Tweed	239	-	16
Riverina	54	60	13
Southern Highlands and Shoalhaven	39	4	2
Sydney	205	41	12
Unknown ²	11	3	1
Total	1,127	159	93

¹ For the area a region covers see Figure 10 on page 39.

² The postcode of a student's home address was not recorded.

By disadvantaged student group

Table 15 Number of CSO-funded students who commenced, continued and/or completed qualifications by disadvantaged student group (1 January to 30 June 2016)

Disadvantaged student group ¹	Commencements	Continuing	Completions
Aboriginal or Torres Strait Islanders	186	14	8
Students with disabilities	275	44	24
Students living in a regional area	340	34	26
Students living in a remote area	563	77	40

¹ As a student may fall into one or more group this table does not include totals.

Adult and Community Education programs

CSO-funded subject-only enrolments

By region

Table 16 Commencing, continuing and completed CSO-funded enrolments for subjects only by region (1 January to 30 June 2016)

Region ¹	Commencements	Continuing	Completions
Capital Region	69	1	55
Central Coast	2,404	186	1,172
Central West	1,827	26	1,188
Coffs Harbour–Grafton	663	-	560
Far West and Orana	1,035	5	467
Hunter Valley excluding Newcastle	884	-	520
Illawarra	830	9	363
Mid North Coast	2,169	2	1,571
Murray	30	-	30
New England and North West	1,168	-	831
Newcastle and Lake Macquarie	779	-	528
Richmond–Tweed	1,325	10	790
Riverina	1,433	4	506
Southern Highlands and Shoalhaven	612	6	321
Sydney	3,887	-	2,172
Unknown ²	223	8	142
Total	19,338	257	11,216

¹ For the area a region covers see Figure 10 on page 39.

² The postcode of a student's home address was not recorded.

By disadvantaged student group

Table 17 Number of CSO-funded students who commenced, continued and/or completed enrolments in subjects only by disadvantaged student group (1 January to 30 June 2016)

Disadvantaged student group ¹	Commencements	Continuing	Completions
Aboriginal or Torres Strait Islanders	3,476	18	1,746
Students with disabilities	4,912	28	2,551
Students living in a regional area	5,921	55	3,673
Students living in a remote area	6,993	45	4,112

¹ As a student may fall into one or more group this table does not include totals.

Adult and Community Education programs

CSO-funded students doing subjects only

By region

Table 18 Number of CSO-funded students who commenced, continued and/or completed enrolments in subjects only by region (1 January to 30 June 2016)

Region ¹	Commencements	Continuing	Completions
Capital Region	32	1	32
Central Coast	298	32	216
Central West	447	5	422
Coffs Harbour–Grafton	304	-	265
Far West and Orana	310	5	185
Hunter Valley excluding Newcastle	160	-	132
Illawarra	135	2	120
Mid North Coast	549	1	489
Murray	9	-	9
New England and North West	554	-	444
Newcastle and Lake Macquarie	148	-	131
Richmond–Tweed	616	2	484
Riverina	271	2	130
Southern Highlands and Shoalhaven	119	1	64
Sydney	808	-	543
Unknown ²	53	2	43
Total	4,813	53	3,709

¹ For the area a region covers see Figure 10 on page 39.

² The postcode of a student's home address was not recorded.

By disadvantaged student group

Table 19 Number of CSO-funded students who commenced, continued and/or completed enrolments in subjects only by disadvantaged student group (1 January to 30 June 2016)

Disadvantaged student group ¹	Commencements	Continuing	Completions
Aboriginal or Torres Strait Islanders	956	4	575
Students with disabilities	1,176	7	844
Students living in a regional area	1,497	10	1,220
Students living in a remote area	2,133	14	1,648

¹ As a student may fall into one or more group this table does not include totals.

Apprenticeships and traineeships

Source: The NSW Department of Industry's Integrated Vocational Education and Training System (IVETS).

Training contract approvals for apprenticeships and traineeships

By training provider type

Table 20 Training contract approvals by training provider type
(YTD: 1 January to 31 August 2016; previous YTD: 1 January to 31 August 2015; and 2015 calendar year)

Training provider type	YTD	Previous YTD	2015
Private training provider	19,103	14,870	22,570
TAFE NSW	17,391	16,038	20,384
Unknown ¹	-	3	3
Total	36,494	30,911	42,957

¹ Interstate public training providers who have training contracts with NSW-based apprentices.

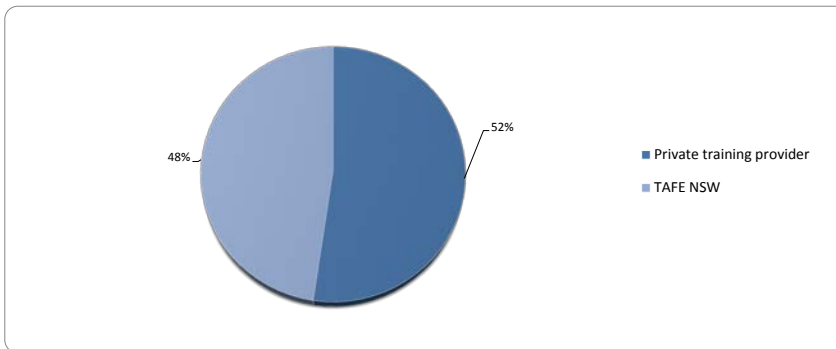


Figure 1 Training contract approval by training provider type (YTD: 1 January to 31 August 2016)

Apprenticeships and traineeships

By student type

Table 21 Training contract approvals by student type
(YTD: 1 January to 31 August 2016; previous YTD: 1 January to 31 August 2015; and 2015 calendar year)

Student type	YTD	Previous YTD	2015
Apprentice	17,019	14,328	18,618
Existing worker trainee	925	1,784	2,323
New entrant trainee	18,550	14,799	22,016
Total	36,494	30,911	42,957

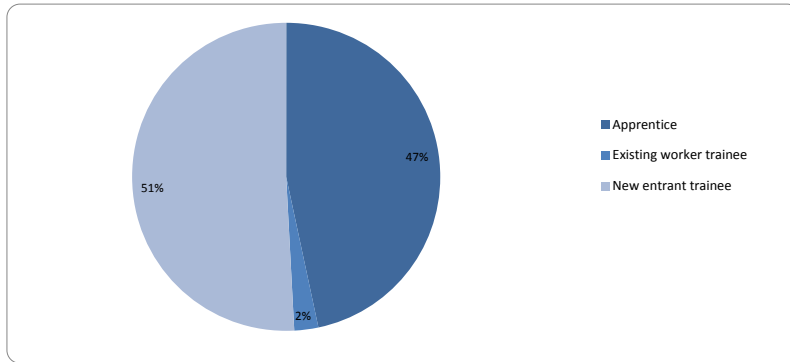


Figure 2 Training contract approvals by student type (YTD: 1 January to 31 August 2016)

By disadvantaged student group

Table 22 Training contract approvals by disadvantaged student group
(YTD: 1 January to 31 August 2016; previous YTD: 1 January to 31 August 2015; and 2015 calendar year)

Disadvantaged student group ¹	YTD	Previous YTD	2015
Aboriginal or Torres Strait Islanders	2,145	2,002	2,735
Students with disabilities	987	753	1,036
Students living in a regional area	7,529	5,934	8,202
Students living in a remote area	7,290	6,602	8,970
Women in non-traditional trades	738	686	931

¹ As a student may fall into one or more group this table does not include totals. Also, data is not collected about individuals on a training contract who hold a humanitarian visa or are long-term unemployed.

Apprenticeships and traineeships

By month (for previous 18 months)

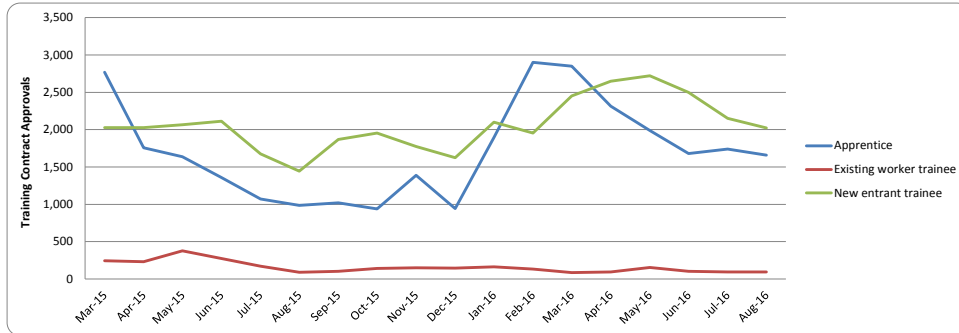


Figure 3 Training contract approvals by month (for previous 18 months)

By region

Table 23 Training contract approvals by region
(YTD: 1 January to 31 August 2016; previous YTD: 1 January to 31 August 2015; and 2015 calendar year)

Region ¹	YTD	Approvals as % of a region's population (YTD)	Previous YTD	2015
Capital Region	1,250	0.40%	1,065	1,416
Central Coast	1,535	0.31%	1,077	1,612
Central West	1,057	0.39%	925	1,265
Coffs Harbour–Grafton	620	0.33%	598	777
Far West and Orana	642	0.40%	728	1,025
Hunter Valley excluding Newcastle	1,481	0.40%	1,129	1,592
Illawarra	1,462	0.37%	1,319	1,744
Mid North Coast	940	0.30%	928	1,246
Murray	674	0.42%	572	759
New England and North West	1,133	0.45%	905	1,246
Newcastle and Lake Macquarie	2,108	0.42%	1,594	2,241
Richmond–Tweed	1,004	0.30%	893	1,239
Riverina	1,153	0.53%	1,017	1,455
Southern Highlands and Shoalhaven	772	0.37%	752	976
Sydney	20,022	0.31%	16,813	23,485
Unknown ²	641	N/A	596	877
Total	36,494	0.34%	30,911	42,955

¹ For the area a region covers see Figure 10 on page 39.

² Not enough data to map training location to a NSW region.

Apprenticeships and traineeships

Top five Apprenticeships and Traineeships by training contract approvals

Top five Apprenticeships for year to date

Table 24 Top five apprenticeship by qualification (YTD: 1 January to 31 August 2016)

Apprenticeship qualification	YTD
Electrotechnology - Electrician Certificate III	1,874
Carpentry Certificate III	1,869
Plumbing Certificate III	1,176
Automotive - Light Vehicle Mechanical Technology Certificate III	1,010
Hospitality - Commercial Cookery Certificate III	924

Top five Apprenticeships for previous year to date

Table 25 Top five apprenticeship by qualification (previous YTD: 1 January to 31 August 2015)

Apprenticeship qualification	Previous YTD
Carpentry Certificate III	2,350
Electrotechnology - Electrician Certificate III	2,261
Plumbing Certificate III	1,403
Automotive - Light Vehicle Mechanical Technology Certificate III	1,123
Hospitality - Commercial Cookery Certificate III	997

Top five Traineeships for year to date

Table 26 Top five traineeships by qualification (YTD: 1 January to 31 August 2016)

Traineeship qualification	YTD
Community Services - Early Childhood Education and Care Certificate III	2,192
Hospitality Certificate III	1,468
Business Services - Customer Engagement Certificate III	772
Transport and Logistics - Driving Operations Certificate III	764
Retail - Retail Operations Certificate III	723

Apprenticeships and traineeships

Top five traineeships for previous year to date

Table 27 Top five traineeships by qualification (previous YTD: 1 January to 31 August 2015)

Traineeship qualification	Previous YTD
Hospitality Certificate III	1,579
Community Services - Early Childhood Education and Care Certificate III	1,546
Retail - Retail Operations Certificate III	1,069
Transport and Logistics - Warehousing Operations Certificate III	711
Business Services - Business Administration Certificate III	596

Apprentices and trainees in training

Table 28 Number of apprentices and trainees in training (as at 31 August 2016)

Student type	Number
Apprentices	53,721
Existing worker trainees	2,966
New entrant trainees	30,236
Total	86,923

Training contract completion rates for Apprenticeships and Traineeships

Table 29 Contract completion rates for apprenticeships and traineeships (calendar years 2014 and 2015)

Contract type	2015 (%)	2014 (%)
Apprenticeship	56.9%	57.5%
Traineeship	63.6%	65.6%
Total	59.4%	63.9%

Apprenticeships and traineeships

Bert Evans Apprentice Scholarships

The Bert Evans Apprentice Scholarships assist apprentices in NSW who have demonstrated:

- hardship in their personal circumstances
- an aptitude for VET that will lead them to complete their trade training successfully
- a positive attitude and application in the workplace and in off-the-job training.

Source: NSW Department of Industry

Table 30 Number of students receiving a Bert Evans Scholarship (calendar years 2014 and 2015)

	2016	2015	2014
Scholarships awarded	67	50	101

Smart and Skilled Program

Smart and Skilled is the NSW Government's initiative to create a successful contestable VET market in NSW, and achieve the goals of VET reform and the skill priorities of NSW.

Smart and Skilled divides subsidised training into two broad categories known as 'program streams'— these are Entitlement and Targeted Priorities. The Entitlement program stream encourages individuals to gain a post-school qualification at the Certificate I, II or III level and includes apprenticeships and traineeships (which may be at the Certificate IV, Diploma or Advanced Diploma level). The Targeted Priorities program stream encourages individuals to gain a post-school qualification at the Certificate IV, Diploma or Advanced Diploma level.

Each program stream contains several 'programs'. The Entitlement program stream contains the:

- Entitlement Foundation Skills Program
- Entitlement Full Qualifications Program
- Entitlement Apprenticeships and Traineeships Program.

The Targeted Priorities program stream contains the:

- Targeted Priorities Full Qualifications Program
- Targeted Priorities Prevocational and Part Qualification Program.

A student may participate in more than one Smart and Skilled program, training provider or region.

Smart and Skilled commenced on 1 January 2015. Please consider this when comparing 2015 YTD and 2016 YTD data.

Source: IVETS

Enrolments

By Smart and Skilled program

Table 31 Commencing, continuing and completed enrolments by Smart and Skilled program
(YTD: 1 January to 31 August 2016; previous YTD: 1 January to 31 August 2015; and 2015 calendar year)

Smart and Skilled program	Commencements	Continuing	Completions
Entitlement – Apprenticeships	14,141	11,353	516
Entitlement – Traineeships	13,410	5,053	3,651
Entitlement Foundation Skills	12,311	727	2,866
Entitlement Full Qualifications	56,190	9,896	13,949
Other (Full Qualifications) 1	12	-	1
Targeted Priorities (TP) Full Qualifications	8,810	810	1,250
TP Prevocational and Part Qualifications –Pre-apprenticeship ²	726	48	217
TP Prevocational and Part Qualifications –Pre-traineeship ³	2,809	211	633
TP Prevocational and Part Qualifications – Prevocational ³	610	8	42
TP Prevocational and Part Qualifications – Targeted Skills ⁴	15,476	849	3,192
Total	124,495	28,955	26,317

¹The training falls under an existing Smart and Skilled program but could not be processed with the standard method.

²Part qualifications that assist individuals to gain an apprenticeship or traineeship.

³Part or full qualifications that assist individuals to gain employment or enrol in further education.

⁴Part qualifications for priority groups and industries to assist individuals to upgrade their training and/or learn new skills for employment.

Smart and Skilled Program

By disadvantaged student group

Table 32 Commencing, continuing and completed enrolments by disadvantaged student group (YTD: 1 January to 31 August 2016)

Disadvantaged student group ¹	Commencements	Continuing	Completions
Aboriginal or Torres Strait Islanders	11,536	3,051	2,016
Students with disabilities	10,903	1,795	2,256
Humanitarian visa holders	424	45	104
Long-term unemployed	6,767	1,255	1,692
Students living in a regional area	25,720	6,489	5,373
Students living in a remote area	26,710	6,378	4,856

¹As a student may fall into one or more group this table does not include totals.

By region

Table 33 Commencing, continuing and completed enrolments by region (YTD: 1 January to 31 August 2016)

Region ¹	Commencements	Continuing	Completions
Capital Region	2,849	630	792
Central Coast	5,513	1,451	1,346
Central West	6,026	991	1,072
Coffs Harbour–Grafton	3,366	1,025	550
Far West and Orana	3,350	624	460
Hunter Valley excluding Newcastle	4,961	1,570	1,127
Illawarra	6,598	1,135	1,588
Mid North Coast	4,740	1,361	858
Murray	1,419	256	265
New England and North West	5,157	1,299	692
Newcastle and Lake Macquarie	8,996	2,498	2,081
Richmond–Tweed	5,853	1,376	1,018
Riverina	3,805	883	553
Southern Highlands and Shoalhaven	2,146	630	527
Sydney	59,716	13,226	13,388
Total	124,495	28,955	26,317

¹For the area a region covers see Figure 10 on page 39.

Smart and Skilled Program

By training provider type

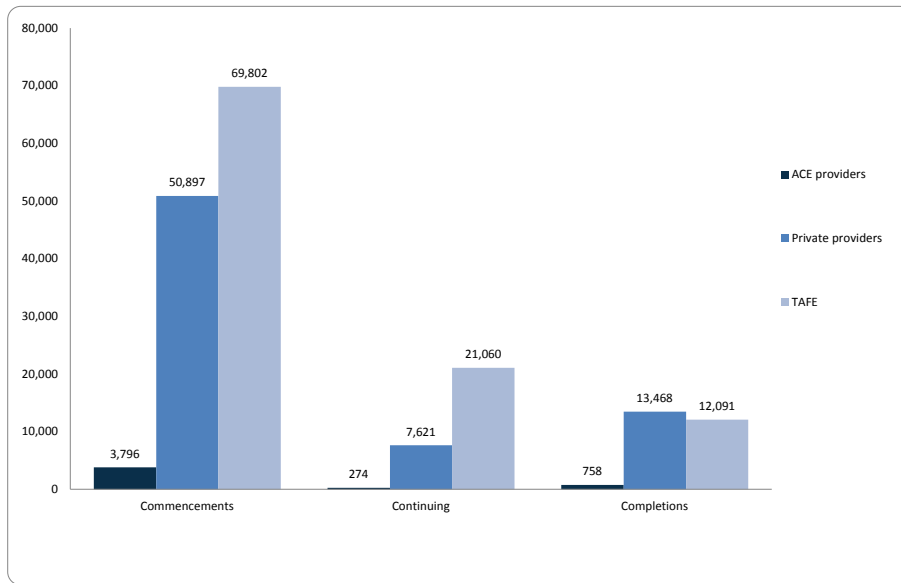


Figure 4 Commencing, continuing and completed enrolments by training provider type (YTD: 1 January to 31 August 2016)

Smart and Skilled Program

Students

A student may participate in more than one Smart and Skilled program, training provider or region.

By Smart and Skilled program

Table 34 Number of students who commenced, continued and/or completed a qualification or accredited course under a Smart and Skilled program (YTD: 1 January to 31 August 2016)

Smart and Skilled program	Commencements	Continuing	Completions
Entitlement – Apprenticeships	14,079	11,317	516
Entitlement – Traineeships	13,259	5,036	3,649
Entitlement Foundation Skills	10,750	714	2,822
Entitlement Full Qualifications	52,859	9,762	13,719
Other (Full Qualifications) 1	12	-	1
Targeted Priorities (TP) Full Qualifications	8,638	809	1,229
TP Prevocational and Part Qualifications – Part Qualifications Pre-apprenticeship ²	610	48	108
TP Prevocational and Part Qualifications – Part Qualifications Pre-traineeship ²	2,766	211	618
TP Prevocational and Part Qualifications – Part Qualifications Prevocational ³	586	8	42
TP Prevocational and Part Qualifications – Targeted Skills ⁴	14,224	800	2,843
Overall unique student number⁵	113,791	28,612	25,225

¹The training falls under an existing Smart and Skilled program but could not be processed with the standard method.

²Part qualifications that assist individuals to gain an apprenticeship or traineeship.

³Part or full qualifications that assist individuals to gain employment or enrol in further education.

⁴Part qualifications for priority groups and industries to assist individuals to upgrade their training and/or learn new skills for employment.

⁵The overall unique student number is not a total.

By region

Table 35 Number of students who commenced, continued and/or completed a qualification or accredited course under a Smart and Skilled program by region (YTD: 1 January to 31 August 2016)

Region ¹	Commencements	Commence-ments as % of a region's population	Continuing	Completions
Capital Region	2,643	1.27%	628	724
Central Coast	5,190	1.66%	1,439	1,327
Central West	5,454	2.77%	988	1,024
Coffs Harbour–Grafton	3,136	2.40%	1,006	540
Far West and Orana	3,077	2.71%	620	446
Hunter Valley excluding Newcastle	4,675	1.92%	1,537	1,097
Illawarra	6,074	2.20%	1,131	1,453
Mid North Coast	4,327	2.15%	1,337	842
Murray	1,344	1.22%	256	254
New England and North West	4,607	2.61%	1,282	677

Smart and Skilled Program

Region ¹	Commencements	Commence-ments as % of a region's population	Continuing	Completions
Newcastle and Lake Macquarie	8,434	2.46%	2,467	2,009
Richmond-Tweed	5,174	2.27%	1,351	991
Riverina	3,622	2.41%	880	541
Southern Highlands and Shoalhaven	2,060	1.50%	622	524
Sydney	55,225	1.26%	13,147	12,868

¹For the area a region covers see Figure 10 on page 39.
²The overall unique student number is not the same as a total.

By training provider type

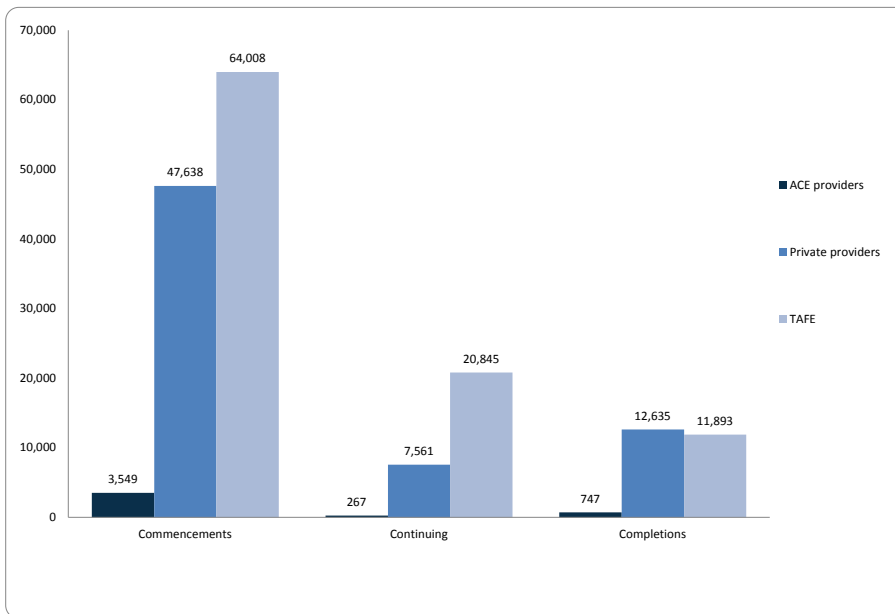


Figure 5 Number of students who commenced, continued and/or completed a qualification or accredited course by training provider type (YTD: 1 January to 31 August 2016)

Smart and Skilled Program

Smart and Skilled training providers

A 'Smart and Skilled training provider' means a registered training organisation the NSW Department of Industry has contracted to offer government-subsidised training under Smart and Skilled.

By Smart and Skilled programs with regional approvals

Table 36 Number of Smart and Skilled training providers with regional training delivery approvals by Smart and Skilled program (as at 31 August 2016)

Region ¹	No. of training providers approved for the Entitlement Full Qualifications Program	No. of training providers approved for the Targeted Priorities Full Qualification Program
Capital Region	50	42
Central Coast	56	53
Central West	47	31
Coffs Harbour–Grafton	38	22
Far West and Orana	37	21
Hunter Valley excluding Newcastle	52	44
Illawarra	68	54
Mid North Coast	40	29
Murray	25	13
New England and North West	53	35
Newcastle and Lake Macquarie	83	60
Richmond–Tweed	50	38
Riverina	43	36
Southern Highlands and Shoalhaven	47	33
Sydney	269	258

¹For the area a region covers see Figure 10 on page 39.

By Smart and Skilled programs with state wide approvals

Table 37 Number of Smart and Skilled training providers with state wide training delivery approvals by Smart and Skilled program (as at 31 August 2016)

Smart and Skilled program	Training providers
Entitlement Apprenticeships and Traineeships	408
Entitlement Foundation Skills	44

Smart and Skilled Program

Top 10 qualifications

By commencements

Table 38 Top 10 qualifications by commencements (YTD: 1 January to 31 August 2016)

Qualification	Commencements
Certificate III in Early Childhood Education and Care	6,269
Certificate III in Individual Support	5,932
Certificate III in Business Administration	5,004
Certificate III in Hospitality	3,331
Certificate III in Carpentry	2,184
Certificate III in Retail Operations	1,918
Certificate III in Warehousing Operations	1,884
Certificate III in Electrotechnology Electrician	1,836
Certificate III in Information, Digital Media and Technology	1,650
Certificate II in Business	1,544

By continuing enrolments

Table 39 Top 10 qualifications by continuing enrolments (YTD: 1 January to 31 August 2016)

Qualification	Continuing
Certificate III in Carpentry	1,720
Certificate III in Electrotechnology Electrician	1,580
Certificate III in Early Childhood Education and Care	1,449
Certificate III in Commercial Cookery	1,033
Certificate III in Hospitality	988
Certificate III in Plumbing	936
Certificate III in Light Vehicle Mechanical Technology	868
Certificate III in Hairdressing	644
Certificate III in Aged Care	514
Certificate III in Retail Operations	501

By completions

Table 40 Top 10 qualifications by completions (YTD: 1 January to 31 August 2016)

Qualification	Completions
Certificate III in Early Childhood Education and Care	1,506
Certificate III in Hospitality	1,396
Certificate III in Individual Support	1,104
Certificate III in Business Administration	1,067
Certificate II in Retail Services	701
Certificate III in Retail Operations	606
Certificate III in Warehousing Operations	560
Certificate III in Aged Care	488
Certificate II in Business	393
Skills for Work and Training	305

¹ This qualification (code BSB30415) supersedes and is equivalent to the Certificate III in Business (code BSB30412).

Smart and Skilled Program

Fee-Free Scholarships

Fee-Free Scholarships are part of the NSW Government's commitment under the Reskilling NSW strategy. The strategy provides \$48 million over four years for 200,000 Smart and Skilled concession-eligible 15 to 30 year olds. Fee-Free Scholarships are available to eligible students who undertake study with an approved Smart and Skilled training provider for a qualification from certificate level I to IV that is on the NSW Skills List, with priority giving to eligible social housing residents. Fee-Free Scholarships have been available since 1 July 2015.

By region and training provider type

Table 41 Number of Fee-Free Scholarships by region and training provider type (1 September 2015 to 31 August 2016)

Region ¹	Fee-Free Scholarships	Training provider type	
		TAFE NSW	Private training provider
Capital Region	645	427	218
Central Coast	1,568	1,050	518
Central West	1,132	986	146
Coffs Harbour–Grafton	1,134	1,016	118
Far West and Orana	403	328	75
Hunter Valley excluding Newcastle	1,155	775	380
Illawarra	1,725	1,165	560
Mid North Coast	1,659	1,459	200
Murray	387	272	115
New England and North West	855	766	89
Newcastle and Lake Macquarie	2,216	1,579	637
Richmond–Tweed	1,573	1,330	243
Riverina	830	630	200
Southern Highlands and Shoalhaven	602	355	247
Sydney	12,510	9,684	2,826
Total	28,394	21,822	6,572

¹For the area a region covers see Figure 10 on page 39.

By region and selected student characteristics

Table 42 Number of Fee-Free Scholarships by region and selected student characteristics (1 September 2015 to 31 August 2016)

Region ¹	Male	Female	Living in	
			social housing	humanitarian visa
Capital Region	232	413	63	1
Central Coast	518	1,050	152	-
Central West	379	752	94	1
Coffs Harbour–Grafton	481	653	70	17
Far West and Orana	170	233	23	-
Hunter Valley excluding Newcastle	396	758	102	1
Illawarra	748	977	244	13
Mid North Coast	587	1,071	58	-
Murray	143	244	51	10
New England and North West	289	566	57	-
Newcastle and Lake Macquarie	1,016	1,200	252	8
Richmond–Tweed	679	892	50	-
Riverina	241	589	76	3
Southern Highlands and Shoalhaven	240	361	72	-
Sydney	4,884	7,624	1,394	217
Total	11,003	17,383	2,758	271

¹For the area a region covers see Figure 10 on page 39.

Smart and Skilled Program

Table 43 Number of Fee-Free Scholarships by region and age cohort (1 September 2015 to 31 August 2016)

Region ¹	15–19 years	20–24 years	25–30 years
Capital Region	273	220	152
Central Coast	702	528	338
Central West	423	387	322
Coffs Harbour–Grafton	498	369	266
Far West and Orana	168	141	94
Hunter Valley excluding Newcastle	463	435	255
Illawarra	628	708	386
Mid North Coast	717	544	396
Murray	157	133	97
New England and North West	329	306	219
Newcastle and Lake Macquarie	884	803	524
Richmond–Tweed	667	535	368
Riverina	312	291	225
Southern Highlands and Shoalhaven	219	240	143
Sydney	4,261	4,471	3,759
Total	10,701	10,111	7,544

¹For the area a region covers see Figure 10 on page 39.

Glossary

ACE	Adult and Community Education
Accredited vocational training	Education approved by the Australian Skills Quality Authority.
Active provider	A Smart and Skilled contracted training provider who has delivered training under their Smart and Skilled contract.
Adult and Community Education	A not-for profit, community-owned organisation with a primary focus on adult education. The ACE sector delivers courses relating to leisure, personal and community development, employment skills, preparation for VET and nationally recognised programs of study.
AEDO	Aboriginal Enterprise Development Officer Program
Apprentice	An employee who is party to an apprenticeship to learn a trade on-the-job under a qualified tradesperson and off-the-job with a registered training organisation.
Approval (training contract)	The official confirmation by Training Services NSW that an apprenticeship or traineeship has commenced with an employer.
Approved (training provider)	A training provider has been offered and has accepted a Smart and Skilled contract.
Approved qualification	A qualification that a training provider is approved to deliver under Smart and Skilled.
AQF	Australian Quality Framework
ASDB	The NSW Department of Industry's Aboriginal Services Database.
ATSI	Aboriginal or Torres Strait Islander
Australian Quality Framework	Defines the levels and types of qualifications for the non-school educational sector nationally.
Bert Evans Apprentice Scholarships	<p>These scholarships assist apprentices in NSW who have demonstrated:</p> <ul style="list-style-type: none"> • hardship in their personal circumstances • an aptitude for VET that will lead them to complete their trade training successfully • a positive attitude and application in the workplace and in off-the-job training. <p>A maximum of 50 scholarships are awarded annually, including 10 NSW Country Apprentice Scholarships.</p>
Commencement	Occurs when a student begins to participate in training for a qualification or accredited course; or, for a subject-only enrolment, begins to participate in a module or unit of competency that is scheduled to be completed in the current year.
Commitment	Represents a commitment by government to subsidise a training provider for the cost of training an approved prospective student in an approved qualification, accredited course or subject-only enrolment.
Community service obligation (CSO)	A service with an identifiable community or social benefit that cannot be supplied under commercial costs and conditions, and that government subsidises.
Continuing	A student who is continuing training for a qualification or accredited course in a subsequent year to the commencement year and who is still training at the time of this report; or, for a subject-only enrolment, an enrolment in a module or unit of competency that is scheduled to be completed in a future year.
Completion	A student who has successfully completed a qualification or accredited course; or, for a subject-only enrolment, has completed a module or unit of competency.
Completion Rate	
CSO	Community service obligation
Disadvantaged student group	A student who falls into one or more equity categories of: being an Aboriginal or Torres Strait Islander, being disabled, being a humanitarian visa holder, being long-term unemployed, or living in a regional or remote area.

Enrolment	The engagement and participation of a student in an approved qualification, accredited course or subject-only training.
Existing worker trainee	A long-term employee (greater than three months full time or 12 months part time) who is party to a traineeship to learn a recognised vocation on-the-job under supervision and off-the-job with a training provider.
Fee for service	A VET qualification or accredited course that is not subsidised by government (a student or their employer pays the full fee for the training).
Fee-Free Scholarships	Part of the NSW Government's commitment under the Reskilling NSW strategy. It provides \$48 million over four years for 200,000 Smart and Skilled concession-eligible 15 to 30 year olds. Scholarships are available to eligible students who undertake study with an approved Smart and Skilled training provider for a qualification from Certificate level I to IV that is on the NSW Skills List, with priority giving to eligible social housing residents.
FY	Financial year
Jobs of Tomorrow Scholarships	Part of the NSW Government's commitment under the Reskilling NSW strategy which provides \$25 million over four years for 25,000 scholarships for students to undertake selected VET qualifications in science, technology, engineering and mathematics (STEM). In each calendar year, the first 6,250 eligible students who apply and have their enrolment confirmed will be offered a scholarship.
IVETS	The NSW Department of Industry's Integrated Vocational Education and Training Services database.
NCAP	New Careers for Aboriginal People Program
NCVER	National Centre for Vocational Education Research
New entrant trainee	An employee who is party to a traineeship to learn a recognised vocation on-the-job under supervision and off-the-job with a training provider.
Non-accredited vocational training	Education with a vocational intent that is non-assessable and not recognised under the AQF.
NSW Ageing Strategy	NSW Government commitment to support seniors in the community with a range of programs and initiatives.
OLiV	The NSW Department of Industry's On Line Validation System.
Private training provider	A non-TAFE training provider that is registered with the Australian Skills Quality Authority, and can deliver nationally recognised courses and award AQF VET qualifications.
Qualification	A nationally recognised qualification under the Australian Qualifications Framework (AQF).
Recognition of prior learning	An individual has shown evidence to a training provider that they have acquired a skill or knowledge through their work experience or prior formal training and the training provider has awarded them a part or full qualification without the need for further study.
Region	There are 15 training regions (which are based on Australian Bureau of Statistics SA4 level). See Figure 6 on page 32.
Regional	A classification of a student's residence using the Australian Bureau of Statistics Accessibility/Remoteness Index of Australia.
Registered training organisation (RTO)	An training provider that is registered with the Australian Skills Quality Authority – which allows them to deliver nationally courses and award AQF VET qualifications.
Remote	A classification of a student's residence using the Australian Bureau of Statistics Accessibility/Remoteness Index of Australia.
Reskilling NSW strategy	An NSW Government initiative to help individuals get a job by giving them access to VET.
Returned (contract)	A training provider that has chosen to withdraw from its Smart and Skilled contract.
Smart and Skilled	The NSW Government's initiative to create a successful contestable VET market in NSW, and achieve the goals of VET reform and the skill priorities of NSW.
Smart and Skilled program	A subset of Smart and Skilled government-subsidised training with specific characteristics.

Status (training provider)	Indicates whether a Smart and Skilled training provider's contract has been approved, suspended, returned or terminated.
Subject-only enrolment	An enrolment in a module or unit of competency that is not intended to lead to the issue of a qualification or accredited course.
Suspended (training provider)	A training provider's Smart and Skilled contract has been temporarily suspended for one or more breaches of contract conditions.
TAFE NSW	The NSW Government's public training provider of VET in NSW.
Tech Savvy Seniors Program	A joint NSW Government and Telstra initiative that provides grants to ACE providers to deliver training in the use of smart technologies to people over 60 years of age.
Terminated (training provider)	A training provider's Smart and Skilled contract has been terminated for one or more breaches of contract conditions.
Total VET activity	All accredited VET activity from all training providers (unless granted an exemption) in accordance with the National VET Provider Collection Data Requirements Policy.
Trade	The occupation to which an apprenticeship leads.
Training contract	The mutual agreement between an employer and apprentice or trainee.
Training contract type	A training contract can be either an apprenticeship, an existing worker traineeship or a new entrant traineeship.
Training provider	A training provider that is registered with the Australian Skills Quality Authority, and can deliver nationally recognised courses and award AQF VET qualifications.
VET	Vocational education and training
VET FEE-HELP	An Australian Government income-contingent loan scheme for VET students. A loan covers a student's fees. The student is only required to pay back the loan when their income reaches a set level.
Vocation	The occupation to which a traineeship leads.
Vocational Training Assistance	Provided through the Vocational Training Assistance Scheme (VTAS) – a program that provides eligible apprentices and trainees with monetary assistance to attend off-the-job training during the term of their apprenticeship or traineeship. Existing worker trainees are ineligible to claim vocational training assistance. Current rates for travel are 12 cents per kilometre and \$28 per night for accommodation, and a one-off payment of up to \$2,000 for a student who has to relocate.
VTAS	Vocational Training Assistance Scheme
Woman in non-traditional trades	Currently, 167 out of a total 1,211 trades are considered to be non traditional trades for women. Examples include Certificate III in Aeroskills (Mechatronics) and Certificate III in Solid Plastering.
YTD	Year to date

NSW training regions

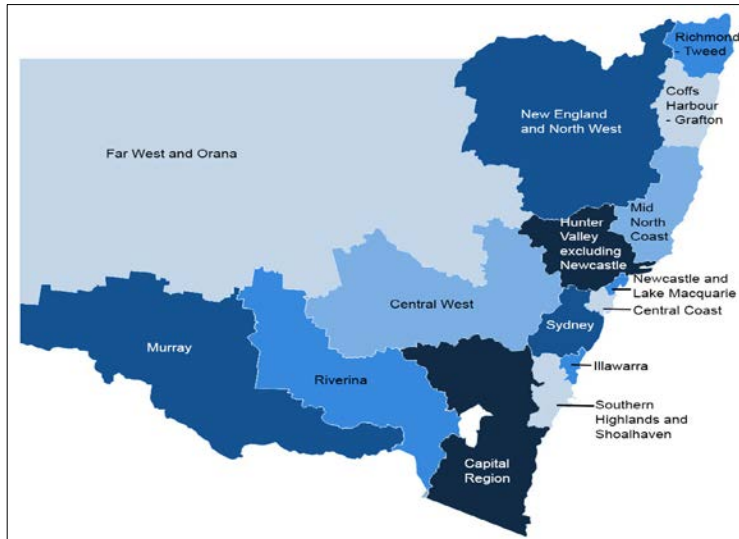


Figure 6 Training regions in NSW

Table 44 Major towns or areas for each region

This region...	Includes...
Capital Region	Goulburn, Yass, Queanbeyan, the Snowy Mountains and the South Coast
Central Coast	Brooklyn, Davistown, Terrigal, The Entrance, Wyong and Gosford
Central West	Bathurst, Lachlan Valley, Lithgow, Mudgee and Orange
Coffs Harbour–Grafton	Coffs Harbour and the Clarence Valley
Far West and Orana	Bourke, Cobar, Coonamble, Broken Hill and Dubbo
Hunter Valley excluding Newcastle	Lower and Upper Hunter, Maitland and Port Stephens
Illawarra	Wollongong, Shellharbour and Kiama
Mid North Coast	Great Lakes, Kempsey, Nambucca, Lord Howe Island, Port Macquarie, Taree and Gloucester
Murray	Upper and Lower Murray, and Albury
Newcastle and Lake Macquarie	Newcastle and Lake Macquarie
New England and North West	Armidale, Inverell, Moree, Inverell, Tenterfield, Moree, Narrabri, Tamworth and Gunnedah
Richmond–Tweed	Richmond Valley and Tweed Valley
Riverina	Griffith, Tumut and Wagga Wagga
Southern Highlands and Shoalhaven	Mittagong, Bowral, Nowra and Ulladulla
Sydney	Sydney and the Blue Mountains