



# Performance of NSW VET programs: monthly report

**August 2017**

Published by the Department of Industry, Skills and Regional Development. First published October 2017

---

© State of New South Wales through Department of Industry, Skills and Regional Development 2017

This publication is copyright. You may download, display, print and reproduce this material provided that the wording is reproduced exactly, the source is acknowledged, and the copyright, update address and disclaimer notice are retained. To copy, adapt, publish, distribute or commercialise any of this publication you will need to seek permission from the Department of Industry, Skills and Regional Development.

Disclaimer: The information contained in this publication is based on knowledge and understanding at the time of writing (June 2016). However, because of advances in knowledge, users are reminded of the need to ensure that the information upon which they rely is up to date and to check the currency of the information with the appropriate officer of the Department of Industry, Skills and Regional Development or the user's independent advisor.

---

# Contents

<b>About this report</b>	<b>4</b>
<b>National VET activity data</b>	<b>5</b>
VET activity data from NCVET .....	5
Enrolments by qualification level .....	5
<b>Performance of NSW VET programs</b>	<b>7</b>
<b>Aboriginal programs and services</b> .....	<b>7</b>
Elsa Dixon Aboriginal Employment Program .....	7
Aboriginal Enterprise Development Officer Program .....	8
New Careers for Aboriginal People Program .....	8
The Way Ahead for Aboriginal People Program .....	8
<b>Adult and Community Education programs</b> .....	<b>9</b>
Qualification enrolments by funding source .....	9
Subject-only enrolments by funding source .....	10
Community service obligations funded enrolments in qualifications .....	11
CSO-funded students doing qualifications .....	12
CSO-funded subject-only enrolments .....	13
CSO-funded students doing subjects only .....	14
<b>Apprenticeships and traineeships</b> .....	<b>15</b>
Training contract approvals for apprenticeships and traineeships .....	15
Top five apprenticeships and traineeships by training contract approvals .....	18
Apprentices and trainees in training .....	19
Training contract completion rates for apprenticeships and traineeships .....	19
Bert Evans Apprentice Scholarships .....	20
<b>Smart and Skilled Program</b> .....	<b>21</b>
Enrolments .....	21
Students .....	24
Smart and Skilled training providers .....	26
Top 10 qualifications .....	27
Fee-Free Scholarships .....	28
<b>Glossary</b>	<b>30</b>
<b>NSW training regions</b>	<b>33</b>

## About this Report

This is a monthly report on the performance of NSW vocational education and training (VET) programs and follows the introduction of the NSW Government's Smart and Skilled reform in January 2015. The Department of Industry, Skills and Regional Development publishes this report regularly in line with the NSW Government's commitment to transparency.

The completeness of the report's data and information will improve over time as training providers adjust to new reporting requirements.

When interpreting the report's data care must be taken because:

- There are overlaps between different data sets (e.g. apprenticeship data appears in both the Apprenticeship and Traineeship section, and in the Smart and Skilled section).
- Data may have breaks or adjustments in the time series.
- Some data relates to the year to date (YTD) and previous YTD, but other data may relate to a calendar or financial year.

The Glossary explains terms the report uses and a map of training regions please see the table of contents for its location.

# National VET activity data

The National Centre for Vocational Education Research (NCVER) is responsible for collecting, managing, analysing, evaluating and communicating research and statistics about vocational education and training (VET) nationally on behalf of the Commonwealth and state and territory ministers responsible for VET.

## VET activity data from NCVER

### Enrolments by qualification level

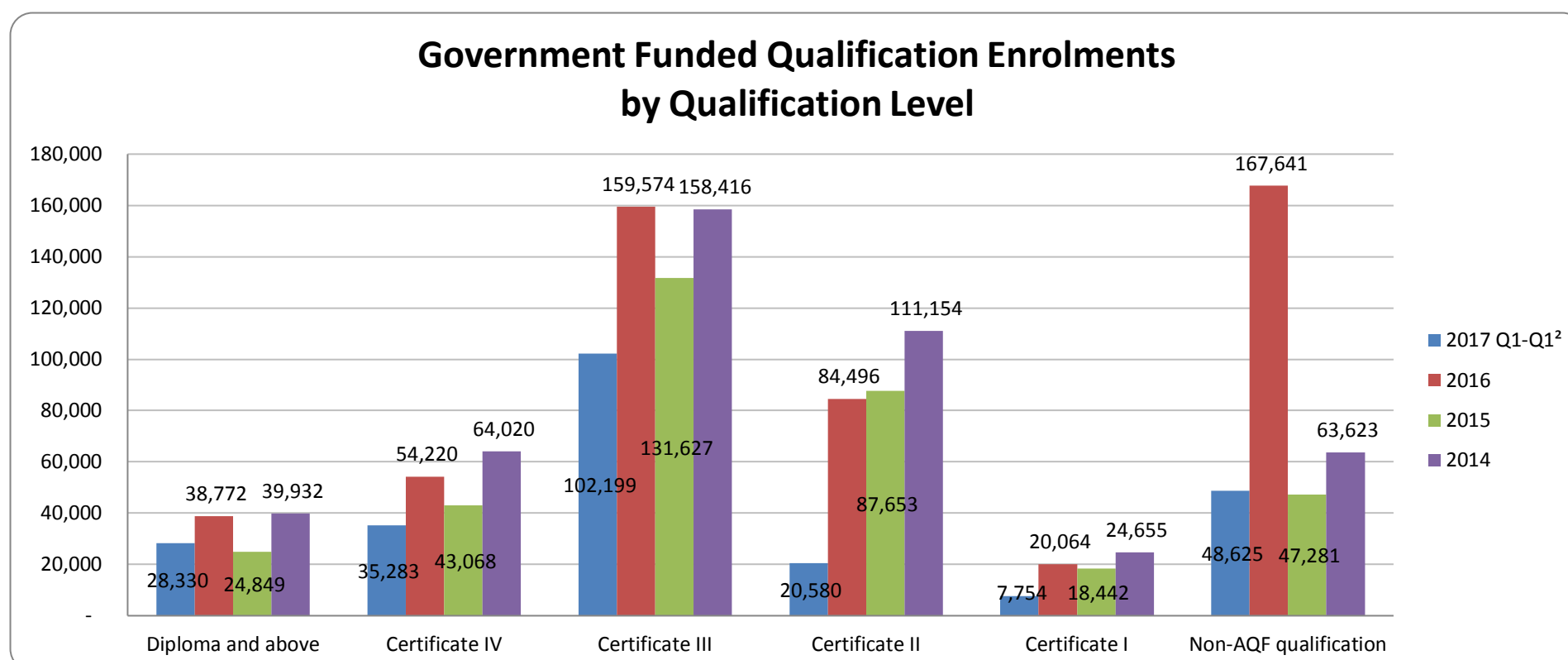
#### NSW Government-funded enrolments

**Table 1 NSW Government-funded enrolments by qualification level<sup>1</sup>**  
For calendar year period  
Extracted 04-Aug-2017  
Source: NCVER's VOCStats

Qualification level	2017 Q1-Q1 <sup>2</sup>	2016	2015	2014
Diploma and above	28,330	38,772	24,849	39,932
Certificate IV	35,283	54,220	43,068	64,020
Certificate III	102,199	159,574	131,627	158,416
Certificate II	20,580	84,496	87,653	111,154
Certificate I	7,754	20,064	18,442	24,655
Non-AQF qualification	48,625	167,641	47,281	63,623
<b>Total</b>	<b>242,771</b>	<b>524,767</b>	<b>352,920</b>	<b>461,800</b>

<sup>1</sup> Government-funded activity is classified as 'NSW' by the funding body.  
<sup>2</sup> Q1-Q1 refers to Jan to Mar data.

**Figure 1 NSW Government-funded enrolments by qualification level<sup>1</sup>**  
For calendar year period  
Extracted 04-Aug-2017  
Source: NCVER's VOCStats



## Total NSW VET Activity

Total NSW VET activity is an estimate of all accredited VET training activity in NSW in 2014 – it includes government-subsidised training and fee-for-service training. NCVET noted that the publication of this data for the first time in 2015 was affected by incompleteness because 2014 was a transition year.

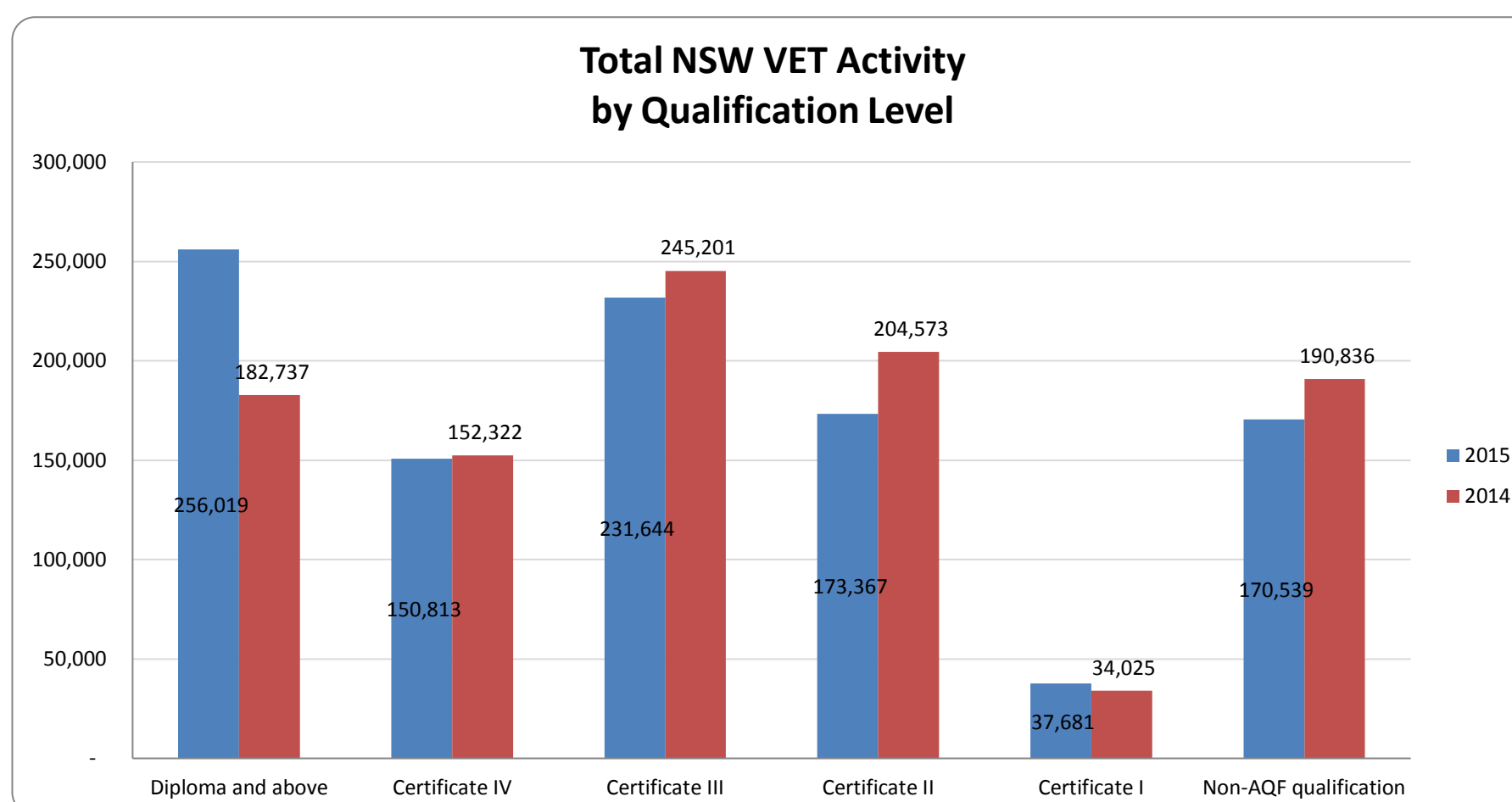
Source: NCVET

**Table 2 Total NSW VET activity by qualification level**  
For Period 2014 and 2015 calendar year  
Extracted 04-Aug-2017  
Source: NCVET's VOCStats

Qualification level	2015	2014
Diploma and above	256,019	182,737
Certificate IV	150,813	152,322
Certificate III	231,644	245,201
Certificate II	173,367	204,573
Certificate I	37,681	34,025
Non-AQF qualification	170,539	190,836
<b>Total</b>	<b>1,020,063</b>	<b>1,009,694</b>

1 Total VET activity is classified as 'NSW' by delivery location.

**Figure 2 Total NSW VET activity by qualification level**  
For Period calendar year  
Extracted 1 January to 30 June 2017  
Source: NCVET's VOCStats



# Performance of NSW VET programs

## Aboriginal programs and services

### Elsa Dixon Aboriginal Employment Program

The Elsa Dixon Aboriginal Employment Program provides annual funding to organisations to support Aboriginal education, employment and training by:

- subsidising the salary, development and support costs of Aboriginal employees in a public service agency or local council
- funding innovative community projects
- supporting work experience for Aboriginal students in their final year of a degree or post-degree course.

**Table 3 NSW Government-sector positions funded by the Elsa Dixon Aboriginal Employment Program by financial year**  
For Period (1 July 2017 to 31 August 2017)  
Extracted 31 August 2017 (Supplied date)  
Source: NSW Department of Industry

Position funded	2017-18 <sup>1</sup>	2016-17
Graduate Position (no longer exists)	-	-
Permanent position	-	-
School-based position	-	96
Temporary position	-	-
<b>Total</b>	<b>-</b>	<b>96</b>

**Table 4 Partnerships funded by the Elsa Dixon Aboriginal Employment Program by financial year**  
For Period (1 July 2017 to 31 August 2017)  
Extracted 31 August 2017 (Supplied date)  
Source: NSW Department of Industry

Position funded	2017-18 <sup>1</sup>	2016-17
Partnerships	-	-

<sup>1</sup> The period covered is from 1 July 2017 to 31 August 2017.

## Aboriginal programs and services

### Aboriginal Enterprise Development Officer Program

The Aboriginal Enterprise Development Officer (AEDO) Program is a free program for Aboriginal people considering starting up their own business or expanding their current business.

**Table 5 Outcomes for the Aboriginal Enterprise Development Officer Program by financial year**  
For Period (1 July 2017 to 31 August 2017)  
Extracted 31 August 2017 (Supplied date)  
Source: NSW Department of Industry

	2017-18 <sup>1</sup>	2016-17
AEDO projects funded	7	7
AEDO new businesses established	4	48
Aboriginal employment positions created	11	76

<sup>1</sup> The period covered is from 1 July 2017 to 31 August 2017.

### New Careers for Aboriginal People Program

The New Careers for Aboriginal People (NCAP) Program is a free program for Aboriginal people seeking employment and training advisory support services.

**Table 6 Outcomes for the New Careers for Aboriginal People Program by financial year**  
For Period (1 July 2017 to 31 August 2017)  
Extracted 31 August 2017 (Supplied date)  
Source: NSW Department of Industry

	2017-18 <sup>1</sup>	2016-17
NCAP projects funded <sup>2</sup>	13	13
NCAP employment outcomes <sup>3</sup>	87	901
NCAP training outcomes <sup>4</sup>	70	854

<sup>1</sup> The period covered is from 1 July 2017 to 31 August 2017.

<sup>2</sup> Refers to not-for-profit, community-owned organisations that deliver the NCAP Program.

<sup>3</sup> Number of individuals placed in employment and still in employment after three months.

<sup>4</sup> Number of individuals who have completed an accredited training course or qualification.

### The Way Ahead for Aboriginal People Program

The Way Ahead for Aboriginal People Program provides mentoring services for Aboriginal apprentices and trainees who need additional support in the workplace. Mentors are chosen because of their experience and acceptance within Aboriginal communities.

Source: NSW Department of Industry.

**Table 7 Outcomes for The Way Ahead for Aboriginal People Program by financial year**  
For Period (1 July 2017 to 31 August 2017)  
Extracted 31 August 2017 (Supplied date)  
Source: NSW Department of Industry

	2017-18 <sup>1</sup>	2016-17
Apprentices mentored	124	181
Trainees mentored	180	350
School-based apprentices or trainees mentored	130	282
<b>Total</b>	<b>434</b>	<b>813</b>

<sup>1</sup> The period covered is from 1 July 2017 to 31 August 2017.



## Adult and Community Education programs

Adult and Community Education (ACE) training providers are not-for-profit, community-owned organisations with a primary focus on adult education. The ACE sector delivers courses relating to leisure, personal and community development, employment skills, preparation for VET and nationally recognised programs of study.

ACE data is collected quarterly and the most recent data available is the period 1 January 2017 to 30 June 2017.

### Qualification enrolments by funding source

#### By commencements, continuing enrolments and completions

**Table 8** Commencing, continuing and completed enrolments in qualifications by funding source  
For Period (1 January 2017 to 30 June 2017)  
Extracted 24 Aug 2017  
Source: NSW Department of Industry's On Line Validation System (OLiV)

Funding source	Commencements	Continuing	Completions
Community service obligation (Smart and Skilled) <sup>1</sup>	747	111	80
Other government funding <sup>2</sup> excluding Smart and Skilled <sup>1</sup>	1,547	429	357
Fee for service <sup>1</sup>	431	499	165
<b>Total</b>	<b>2,725</b>	<b>1,039</b>	<b>602</b>

<sup>1</sup> Includes part qualifications.

<sup>2</sup> Includes funding from the NSW Government and the Australian Government.

#### By number of students

**Table 9** Number of students who commenced, continued and/or completed their enrolment in a qualification by funding source  
For Period (1 January 2017 to 30 June 2017)  
Extracted 24 Aug 2017  
Source: NSW Department of Industry's On Line Validation System (OLiV)

Funding source <sup>1</sup>	Commencements	Continuing	Completions
Community service obligation (Smart and Skilled) <sup>2</sup>	670	111	77
Other government funding excluding Smart and Skilled <sup>2</sup>	1,349	395	299
Fee for service <sup>2</sup>	393	395	152

<sup>1</sup> As a student may fall into one or more funding group this table does not include totals.

<sup>2</sup> Includes part qualifications.

## Adult and Community Education programs

### Subject-only enrolments by funding source

Subject-only enrolments include both accredited and non-accredited vocational training. However, all subjects delivered must be nationally approved with vocational intent (i.e. supporting employment outcomes), with no more than 20 per cent in non-accredited courses.

#### By commencements, continuing enrolments and completions

**Table 10 Commencements, continuing enrolments and completions for subjects-only enrolments by funding source**  
For Period (1 January 2017 to 30 June 2017)  
Extracted 24 Aug 2017  
Source: NSW Department of Industry's On Line Validation System (OLiV)

Funding source	Commencements	Continuing	Completions <sup>1</sup>
Community service obligation (Smart and Skilled)	12,067	4,387	10,214
Other government funding <sup>2</sup> excluding Smart and Skilled	2,332	257	2,206
Fee for service	17,155	499	16,589
<b>Total</b>	<b>31,554</b>	<b>5,143</b>	<b>29,009</b>

<sup>1</sup> Completion is where an enrolled student either:  
- achieved competency achieved/passed  
- was granted recognition of prior learning  
- was deemed to have satisfactorily completed a non-assessable enrolment

<sup>2</sup> A subset of 'other government-funded activity' is the Tech Savvy Seniors Program which contributes to the NSW Ageing Strategy. In the

#### By number of students

**Table 11 Number of students who commenced, continued and/or completed subject-only enrolments by funding source**  
For Period (1 January 2017 to 30 June 2017)  
Extracted 24 Aug 2017  
Source: NSW Department of Industry's On Line Validation System (OLiV)

Funding source <sup>1</sup>	Commencements	Continuing	Completions <sup>2</sup>
Community service obligation (Smart and Skilled)	4,368	1,117	4,058
Other government funding <sup>3</sup> excluding Smart and Skilled	1,234	109	1,190
Fee for service	11,944	468	11,579

<sup>1</sup> As a student may fall into one or more funding group this table does not include totals.

<sup>2</sup> Completion is where an enrolled student either:  
- achieved competency achieved/passed  
- was granted recognition of prior learning  
- was deemed to have satisfactorily completed a non-assessable enrolment

<sup>3</sup> A subset of 'other government-funded activity' is the Tech Savvy Seniors Program which contributes to the NSW Ageing Strategy. In the reported period, there were 1,933 individual students enrolled in 6,096 subject-only enrolments.

## Adult and Community Education programs

### Community service obligations (CSO) funded enrolments in qualifications

#### By region

**Table 12** Commencing, continuing and completed community service obligations (CSO) funded enrolments in qualifications by region  
For Period (1 January 2017 to 30 June 2017)  
Extracted 24 Aug 2017  
Source: NSW Department of Industry's On Line Validation System (OLiV)

Region <sup>1</sup>	Commencements	Continuing	Completions
Capital Region	-	-	-
Central Coast	3	2	1
Central West	-	1	-
Coffs Harbour–Grafton	34	-	-
Far West and Orana	26	8	1
Hunter Valley excluding Newcastle	32	-	20
Illawarra	2	2	-
Mid North Coast	2	-	-
Murray	30	13	6
New England and North West	63	24	-
Newcastle and Lake Macquarie	5	-	2
Richmond–Tweed	105	-	1
Riverina	95	40	23
Southern Highlands and Shoalhaven	30	1	-
Sydney	307	19	26
Unknown <sup>2</sup>	13	1	-
<b>Total</b>	<b>747</b>	<b>111</b>	<b>80</b>

<sup>1</sup> For the area a region covers see Figure 10 on page 39.

<sup>2</sup> The postcode of a student's home address was not recorded.

#### By disadvantaged student group

**Table 13** Commencing, continuing and completed CSO-funded enrolments in qualifications by disadvantaged student group  
For Period (1 January 2017 to 30 June 2017)  
Extracted 24 Aug 2017  
Source: NSW Department of Industry's On Line Validation System (OLiV)

Disadvantaged student group <sup>1</sup>	Commencements	Continuing	Completions
Aboriginal or Torres Strait Islanders	115	19	6
Students with disabilities	255	26	38
Students living in a regional area	-	6	14
Students living in a remote area	274	82	39

<sup>1</sup> As a student may fall into one or more group this table does not include totals.

## Adult and Community Education programs

### Community service obligations (CSO) funded students doing qualifications

#### By region

**Table 14** Number of CSO-funded students who commenced, continued and/or completed qualifications by region  
For Period (1 January 2017 to 30 June 2017)  
Extracted 24 Aug 2017  
Source: NSW Department of Industry's On Line Validation System (OLiV)

Region <sup>1</sup>	Commencements	Continuing	Completions
Capital Region	-	-	-
Central Coast	3	2	1
Central West	-	1	-
Coffs Harbour–Grafton	34	-	-
Far West and Orana	26	8	1
Hunter Valley excluding Newcastle	32	-	20
Illawarra	2	2	-
Mid North Coast	2	-	-
Murray	30	13	6
New England and North West	63	24	-
Newcastle and Lake Macquarie	5	-	2
Richmond–Tweed	98	-	1
Riverina	90	40	23
Southern Highlands and Shoalhaven	23	1	-
Sydney	249	19	23
Unknown <sup>2</sup>	13	1	-
<b>Total</b>	<b>670</b>	<b>111</b>	<b>77</b>

<sup>1</sup> For the area a region covers see Figure 10 on page 39.

<sup>2</sup> The postcode of a student's home address was not recorded.

#### By disadvantaged student group

**Table 15** Number of CSO-funded students who commenced, continued and/or completed qualifications by disadvantaged student group  
For Period (1 January 2017 to 30 June 2017)  
Extracted 24 Aug 2017  
Source: NSW Department of Industry's On Line Validation System (OLiV)

Disadvantaged student group <sup>1</sup>	Commencements	Continuing	Completions
Aboriginal or Torres Strait Islanders	109	19	6
Students with disabilities	233	26	37
Students living in a regional area	156	6	14
Students living in a remote area	269	82	39

<sup>1</sup> As a student may fall into one or more group this table does not include totals.

## Adult and Community Education programs

### Community service obligations (CSO) funded subject-only enrolments

#### By region

**Table 16** Commencing, continuing and completed CSO-funded enrolments for subjects only by region  
For Period (1 January 2017 to 30 June 2017)  
Extracted 24 Aug 2017  
Source: NSW Department of Industry's On Line Validation System (OLIV)

Region <sup>1</sup>	Commencements	Continuing	Completions
Capital Region	540	3	534
Central Coast	805	386	658
Central West	832	70	789
Coffs Harbour–Grafton	728	210	673
Far West and Orana	426	2	395
Hunter Valley excluding Newcastle	610	482	459
Illawarra	354	315	341
Mid North Coast	858	1,086	763
Murray	86	-	86
New England and North West	1,525	121	1,468
Newcastle and Lake Macquarie	334	373	316
Richmond–Tweed	1,665	596	1,507
Riverina	614	180	313
Southern Highlands and Shoalhaven	189	38	163
Sydney	2,336	469	1,610
Unknown <sup>2</sup>	165	56	139
<b>Total</b>	<b>12,067</b>	<b>4,387</b>	<b>10,214</b>

<sup>1</sup> For the area a region covers see Figure 10 on page 39.

<sup>2</sup> The postcode of a student's home address was not recorded.

#### By disadvantaged student group

**Table 17** Number of CSO-funded students who commenced, continued and/or completed enrolments in subjects only by disadvantaged student group  
For Period (1 January 2017 to 30 June 2017)  
Extracted 24 Aug 2017  
Source: NSW Department of Industry's On Line Validation System (OLIV)

Disadvantaged student group <sup>1</sup>	Commencements	Continuing	Completions
Aboriginal or Torres Strait Islanders	1,926	1,068	1,624
Students with disabilities	2,758	1,573	2,301
Students living in a regional area	3,596	2,037	3,222
Students living in a remote area	5,234	1,185	4,607

<sup>1</sup> As a student may fall into one or more group this table does not include totals.

## Adult and Community Education programs

### Community service obligations (CSO) funded students doing subjects only

#### By region

**Table 18** Number of CSO-funded students who commenced, continued and/or completed enrolments in subjects only by region  
For Period (1 January 2017 to 30 June 2017)  
Extracted 24 Aug 2017  
Source: NSW Department of Industry's On Line Validation System (OLiV)

Region <sup>1</sup>	Commencements	Continuing	Completions
Capital Region	186	3	186
Central Coast	198	71	167
Central West	366	31	361
Coffs Harbour–Grafton	252	57	229
Far West and Orana	188	2	185
Hunter Valley excluding Newcastle	262	94	238
Illawarra	139	74	136
Mid North Coast	366	237	348
Murray	18	-	18
New England and North West	793	30	778
Newcastle and Lake Macquarie	126	88	125
Richmond–Tweed	675	172	618
Riverina	172	41	126
Southern Highlands and Shoalhaven	57	7	51
Sydney	528	195	456
Unknown <sup>2</sup>	42	15	36
<b>Total</b>	<b>4,368</b>	<b>1,117</b>	<b>4,058</b>

<sup>1</sup> For the area a region covers see Figure 10 on page 39.

<sup>2</sup> The postcode of a student's home address was not recorded.

#### By disadvantaged student group

**Table 19** Number of CSO-funded students who commenced, continued and/or completed enrolments in subjects only by disadvantaged student group  
For Period (1 January 2017 to 30 June 2017)  
Extracted 24 Aug 2017  
Source: NSW Department of Industry's On Line Validation System (OLiV)

Disadvantaged student group <sup>1</sup>	Commencements	Continuing	Completions
Aboriginal or Torres Strait Islanders	719	256	666
Students with disabilities	1,040	408	950
Students living in a regional area	1,440	484	1,331
Students living in a remote area	2,120	292	2,013

<sup>1</sup> As a student may fall into one or more group this table does not include totals.

# Apprenticeships and traineeships

## Training contract approvals for apprenticeships and traineeships

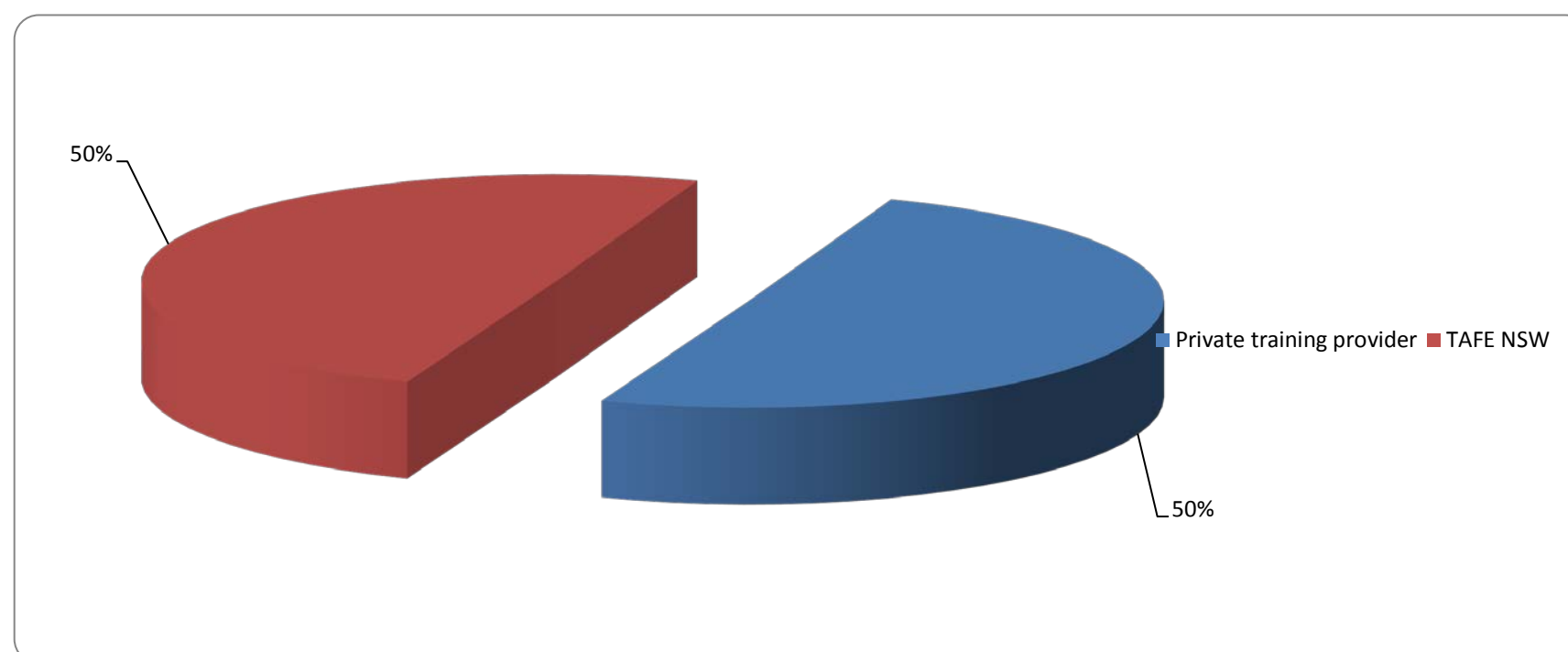
### By training provider type

**Table 20** Training contract approvals by training provider type  
For Period YTD: 1 January to 31 August 2017; previous YTD: 1 January to 31 August 2016; and 2016 calendar year  
Extracted 1 Aug 2017  
Source: The NSW Department of Industry's Integrated Vocational Education and Training System (IVETS).

Training provider type	YTD	Previous YTD	Previous CY
Private training provider	15,163	16,816	26,682
TAFE NSW	15,009	15,905	22,329
Unknown <sup>1</sup>	2	-	-
<b>Total</b>	<b>30,174</b>	<b>32,721</b>	<b>49,011</b>

<sup>1</sup> Interstate public training providers who have training contracts with NSW-based apprentices.

**Figure 3** Training contract approval by training provider type (YTD: 1 January to 31 August 2017)  
For Period YTD: 1 January to 31 August 2017; previous YTD: 1 January to 31 August 2016; and 2016 calendar year  
Extracted 1 Aug 2017  
Source: The NSW Department of Industry's Integrated Vocational Education and Training System (IVETS).



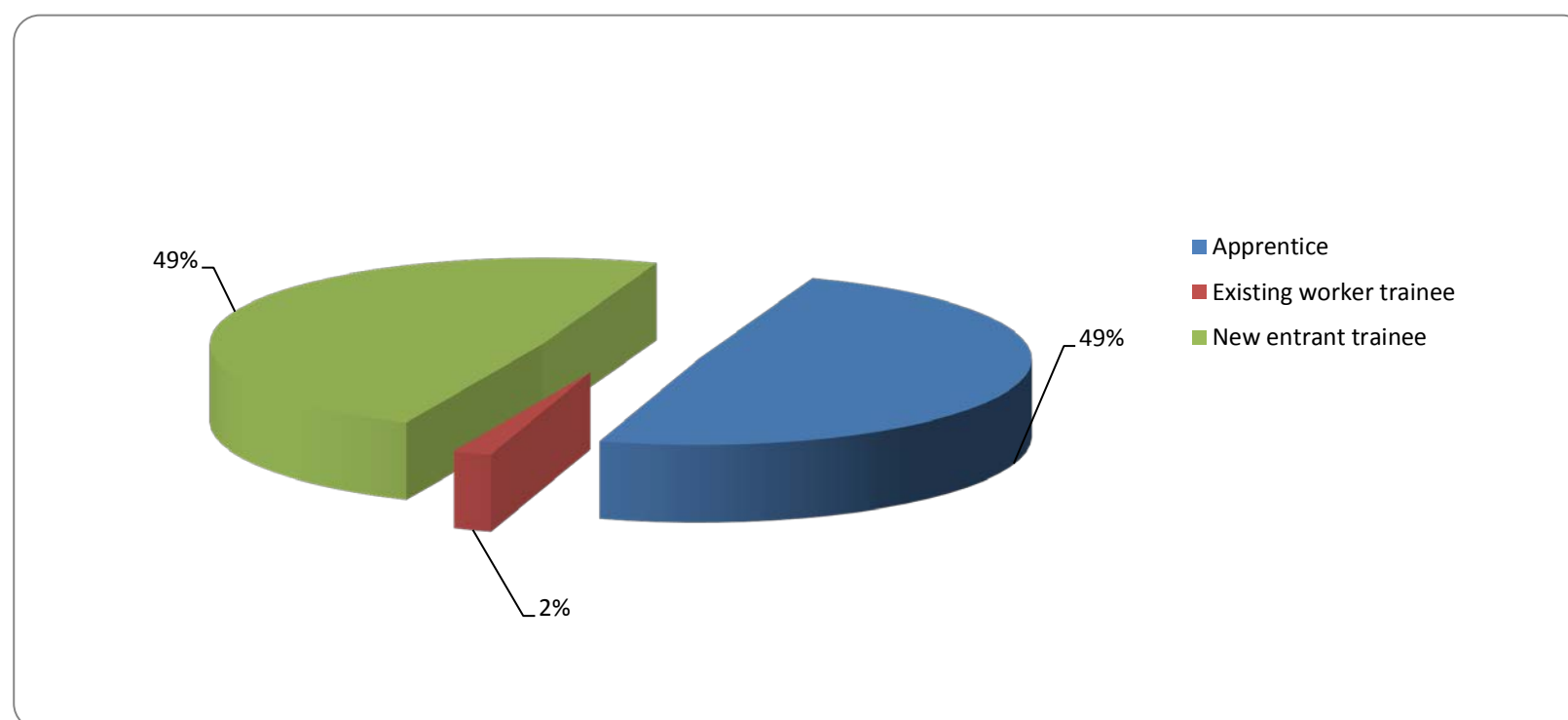
# Apprenticeships and traineeships

## By student type

**Table 21 Training contract approvals by student type**  
For Period YTD: 1 January to 31 August 2017; previous YTD: 1 January to 31 August 2016; and 2016 calendar year  
Extracted 1 Aug 2017  
Source: The NSW Department of Industry's Integrated Vocational Education and Training System (IVETS).

Student type	YTD	Previous YTD	Previous CY
Apprentice	14,863	15,369	21,836
Existing worker trainee	571	830	1,206
New entrant trainee	14,740	16,522	25,969
<b>Total</b>	<b>30,174</b>	<b>32,721</b>	<b>49,011</b>

**Figure 4 Training contract approvals by student type**  
For Period YTD: 1 January to 31 August 2017  
Extracted 1 Aug 2017  
Source: The NSW Department of Industry's Integrated Vocational Education and Training System (IVETS).



## By disadvantaged student group

**Table 22 Training contract approvals by disadvantaged student group**  
For Period YTD: 1 January to 31 August 2017; previous YTD: 1 January to 31 August 2016; and 2016 calendar year  
Extracted 1 Aug 2017  
Source: The NSW Department of Industry's Integrated Vocational Education and Training System (IVETS).

Disadvantaged student group <sup>1</sup>	YTD	Previous YTD	Previous CY
Aboriginal or Torres Strait Islanders	2,037	1,908	2,949
Students with disabilities	766	862	1,307
Students living in a regional area	6,185	6,804	10,143
Students living in a remote area	6,507	6,485	9,869
Women in non-traditional trades	655	655	955

<sup>1</sup> As a student may fall into one or more group this table does not include totals. Also, data is not collected about individuals on a training contract who hold a humanitarian visa or are long-term unemployed.

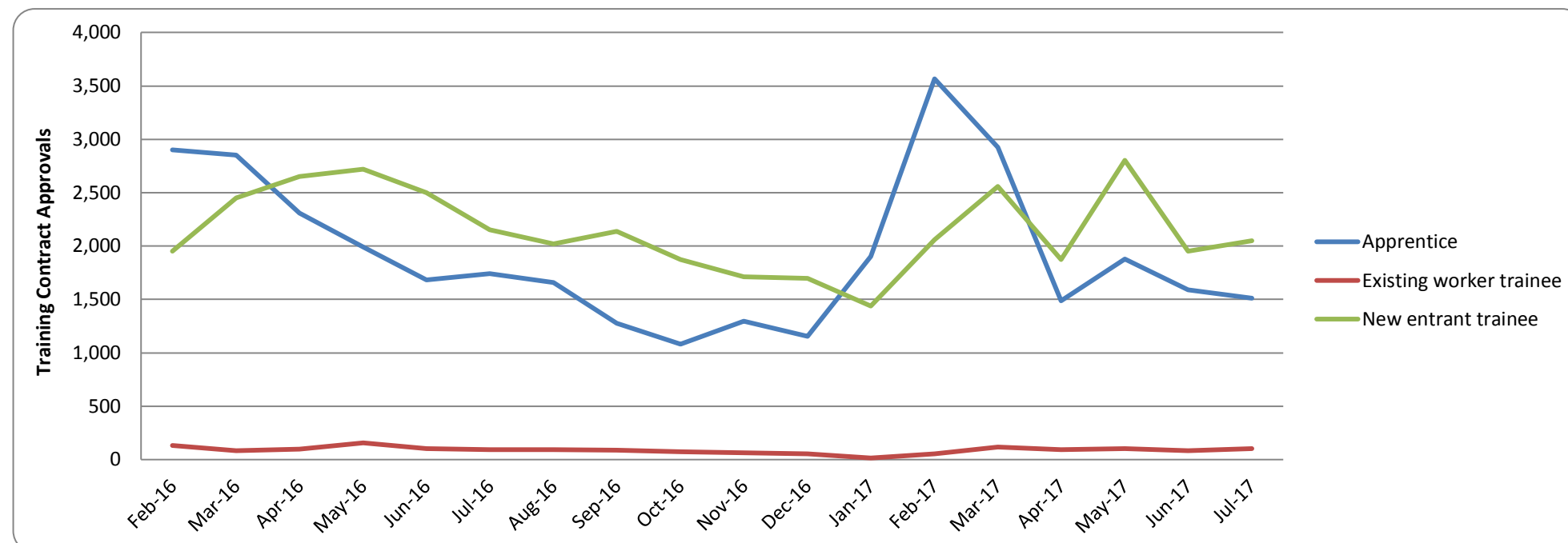


## Apprenticeships and traineeships

### By month (for previous 18 months)

Figure 5 Training contract approvals by month  
For Period previous 18 months  
Extracted 1 Aug 2017

Source: The NSW Department of Industry's Integrated Vocational Education and Training System (IVETS).



## By region

Table 23 Training contract approvals by region

For Period YTD: 1 January to 31 August 2017; previous YTD: 1 January to 31 August 2016; and 2016 calendar year  
Extracted 1 Aug 2017

Source: The NSW Department of Industry's Integrated Vocational Education and Training System (IVETS).

Region <sup>1</sup>	YTD	Approvals as % of a region's population (YTD)	Previous YTD	Previous CY
Capital Region	1,031	0.50%	1,089	1,635
Central Coast	1,183	0.38%	1,362	2,064
Central West	930	0.47%	973	1,450
Coffs Harbour–Grafton	517	0.40%	547	855
Far West and Orana	539	0.47%	601	848
Hunter Valley excluding Newcastle	1,532	0.63%	1,339	2,059
Illawarra	1,182	0.43%	1,315	1,996
Mid North Coast	863	0.43%	829	1,224
Murray	504	0.46%	616	877
New England and North West	932	0.53%	1,011	1,474
Newcastle and Lake Macquarie	1,929	0.56%	1,892	2,882
Richmond–Tweed	848	0.37%	897	1,394
Riverina	1,072	0.71%	1,025	1,676
Southern Highlands and Shoalhaven	624	0.46%	667	1,039
Sydney	16,133	0.37%	18,100	26,712
Unknown <sup>2</sup>	355	N/A	458	826
<b>Total</b>	<b>30,174</b>	<b>0.4%</b>	<b>32,721</b>	<b>49,011</b>

<sup>1</sup> For the area a region covers see Figure 10 on page 39.

<sup>2</sup> Not enough data to map training location to a NSW region.

# Apprenticeships and traineeships

## Top five Apprenticeships and Traineeships by training contract approvals

### Top five Apprenticeships for year to date

**Table 24 Top five apprenticeship by qualification**  
For Period YTD: 1 January to 31 August 2017  
Extracted 1 Aug 2017  
Source: The NSW Department of Industry's Integrated Vocational Education and Training System (IVETS).

Apprenticeship qualification	YTD
Electrotechnology - Electrician Certificate III	2,153
Carpentry Certificate III	2,118
Plumbing Certificate III	1,337
Automotive - Light Vehicle Mechanical Technology Certificate III	1,032
Engineering - Fabrication Trade Certificate III	764

### Top five Apprenticeships for previous year to date

**Table 25 Top five apprenticeship by qualification**  
For Period previous YTD: 1 January to 31 August 2016  
Extracted 1 Aug 2017  
Source: The NSW Department of Industry's Integrated Vocational Education and Training System (IVETS).

Apprenticeship qualification	Previous YTD
Carpentry Certificate III	2,122
Electrotechnology - Electrician Certificate III	2,068
Plumbing Certificate III	1,272
Automotive - Light Vehicle Mechanical Technology Certificate III	1,025
Hospitality - Commercial Cookery Certificate III	896

### Top five Traineeships for year to date

**Table 26 Top five traineeships by qualification**  
For Period YTD: 1 January to 31 August 2017  
Extracted 1 Aug 2017  
Source: The NSW Department of Industry's Integrated Vocational Education and Training System (IVETS).

Traineeship qualification	YTD
Community Services - Early Childhood Education and Care Certificate III	1,699
Retail Certificate III	1,563
Transport and Logistics - Warehousing Operations Certificate II	864
Business Services - Business Administration Certificate III	646
Hospitality Certificate III	626

## Apprenticeships and traineeships

### Top five traineeships for previous year to date

Table 27 Top five traineeships by qualification (previous YTD: 1 January to 31 August 2016)  
For Period previous YTD: 1 January to 31 August 2016  
Extracted 1 Aug 2017

Source: The NSW Department of Industry's Integrated Vocational Education and Training System (IVETS).

Traineeship qualification	Previous YTD
Community Services - Early Childhood Education and Care Certificate III	1,967
Hospitality Certificate III	1,351
Retail Certificate III	721
Transport and Logistics - Driving Operations Certificate III	671
Business Services - Customer Engagement Certificate III	665

### Apprentices and trainees in training

Table 28 Number of apprentices and trainees in training  
For Period as at 1 Aug 2017  
Extracted 1 Aug 2017

Source: The NSW Department of Industry's Integrated Vocational Education and Training System (IVETS).

Student type	Number
Apprentices	55,995
Existing worker trainees	1,812
New entrant trainees	29,943
<b>Total</b>	<b>87,750</b>

### Training contract completion rates for Apprenticeships and Traineeships

Table 29 Contract completion rates for apprenticeships and traineeships  
For Period calendar years 2015 and 2016  
Extracted 1 Aug 2017

Source: The NSW Department of Industry's Integrated Vocational Education and Training System (IVETS).

Contract type	2016 (%)	2015 (%)
Apprenticeship	57.4%	56.1%
Traineeship	61.9%	62.7%
<b>Total</b>	<b>59.0%</b>	<b>58.7%</b>

# Apprenticeships and traineeships

## Bert Evans Apprentice Scholarships

The Bert Evans Apprentice Scholarships assist apprentices in NSW who have demonstrated:

- hardship in their personal circumstances
- an aptitude for VET that will lead them to complete their trade training successfully
- a positive attitude and application in the workplace and in off-the-job training.

Source: NSW Department of Industry

**Table 30** Number of students receiving a Bert Evans Scholarship  
For Period calendar years 2015 and 2016  
Extracted 1 Aug 2017  
Source: NSW Department of Industry

	2017	2016	2015
Scholarships awarded	-	67	50

# Smart and Skilled Program

Smart and Skilled is a NSW Government's initiative to create a successful contestable VET market in NSW, achieve the goals of VET reform and the skill priorities of NSW.

Smart and Skilled delivers subsidised training under+A703 two broad categories known as 'program streams'— these are Entitlement and Targeted Priorities.

The Entitlement program stream encourages individuals to gain a post-school qualification at the Certificate I, II or III level and also includes apprenticeships and traineeships (which may be at the Certificate IV, Diploma or Advanced Diploma level). The Targeted Priorities program stream encourages individuals to gain a post-school qualification at the Certificate IV, Diploma or Advanced Diploma level.

Each program stream contains several 'programs'. The Entitlement program stream contains the:

- Entitlement Foundation Skills Program
- Entitlement Full Qualifications Program
- Entitlement Apprenticeships and Traineeships Program.

The Targeted Priorities program stream contains the:

- Targeted Priorities Full Qualifications Program
- Targeted Priorities Prevocational and Part Qualification Program.

A student may participate in more than one Smart and Skilled program, training provider or region.

Smart and Skilled commenced on 1 January 2015. Please consider this when comparing 2015 YTD and 2016 YTD data.

## Enrolments

### By Smart and Skilled program

**Table 31 Commencing, continuing and completed enrolments by Smart and Skilled program**  
For Period YTD: 1 January to 31 August 2017; previous YTD: 1 January to 31 August 2016; and 2016 calendar year  
Extracted 4 August 2017

Source: The NSW Department of Industry's Integrated Vocational Education and Training System (IVETS).

Smart and Skilled program	Commencements	Continuing	Completions
Entitlement – Apprenticeships	16,666	20,933	1,641
Entitlement – Traineeships	13,760	7,072	5,748
Entitlement Foundation Skills	11,115	451	2,760
Entitlement Full Qualifications	57,846	10,004	17,287
Other (Full Qualifications) <sup>1</sup>	2	3	1
Targeted Priorities (TP) Full Qualifications	7,661	5,366	3,263
TP Prevocational and Part Qualifications –Pre-apprenticeship <sup>2</sup>	808	46	-
TP Prevocational and Part Qualifications –Pre-traineeship <sup>3</sup>	1,260	132	-
TP Prevocational and Part Qualifications – Prevocational <sup>3</sup>	2,431	61	-
TP Prevocational and Part Qualifications – Targeted Skills <sup>4</sup>	9,156	914	-
<b>Total</b>	<b>120,705</b>	<b>44,982</b>	<b>30,700</b>

<sup>1</sup>The training falls under an existing Smart and Skilled program but could not be processed with the standard method.

<sup>2</sup>Part qualifications that assist individuals to gain an apprenticeship or traineeship.

<sup>3</sup>Part or full qualifications that assist individuals to gain employment or enrol in further education.

<sup>4</sup>Part qualifications for priority groups and industries to assist individuals to upgrade their training and/or learn new skills for employment.

# Smart and Skilled Program

## By disadvantaged student group

**Table 32 Commencing, continuing and completed enrolments by disadvantaged student group**  
For Period YTD: 1 January to 31 August 2017  
Extracted 4 August 2017

Source: The NSW Department of Industry's Integrated Vocational Education and Training System (IVETS).

Disadvantaged student group <sup>1</sup>	Commencements	Continuing	Completions
Aboriginal or Torres Strait Islanders	12,785	3,278	2,303
Students with disabilities	13,041	2,096	2,946
Humanitarian visa holders	1,744	59	335
Long-term unemployed	5,931	944	1,849
Students living in a regional area	27,994	9,538	6,736
Students living in a remote area	8,330	7,931	3,601

<sup>1</sup>As a student may fall into one or more group this table does not include totals.

## By region

**Table 33 Commencing, continuing and completed enrolments by region**  
For Period YTD: 1 January to 31 August 2017  
Extracted 4 August 2017

Source: The NSW Department of Industry's Integrated Vocational Education and Training System (IVETS).

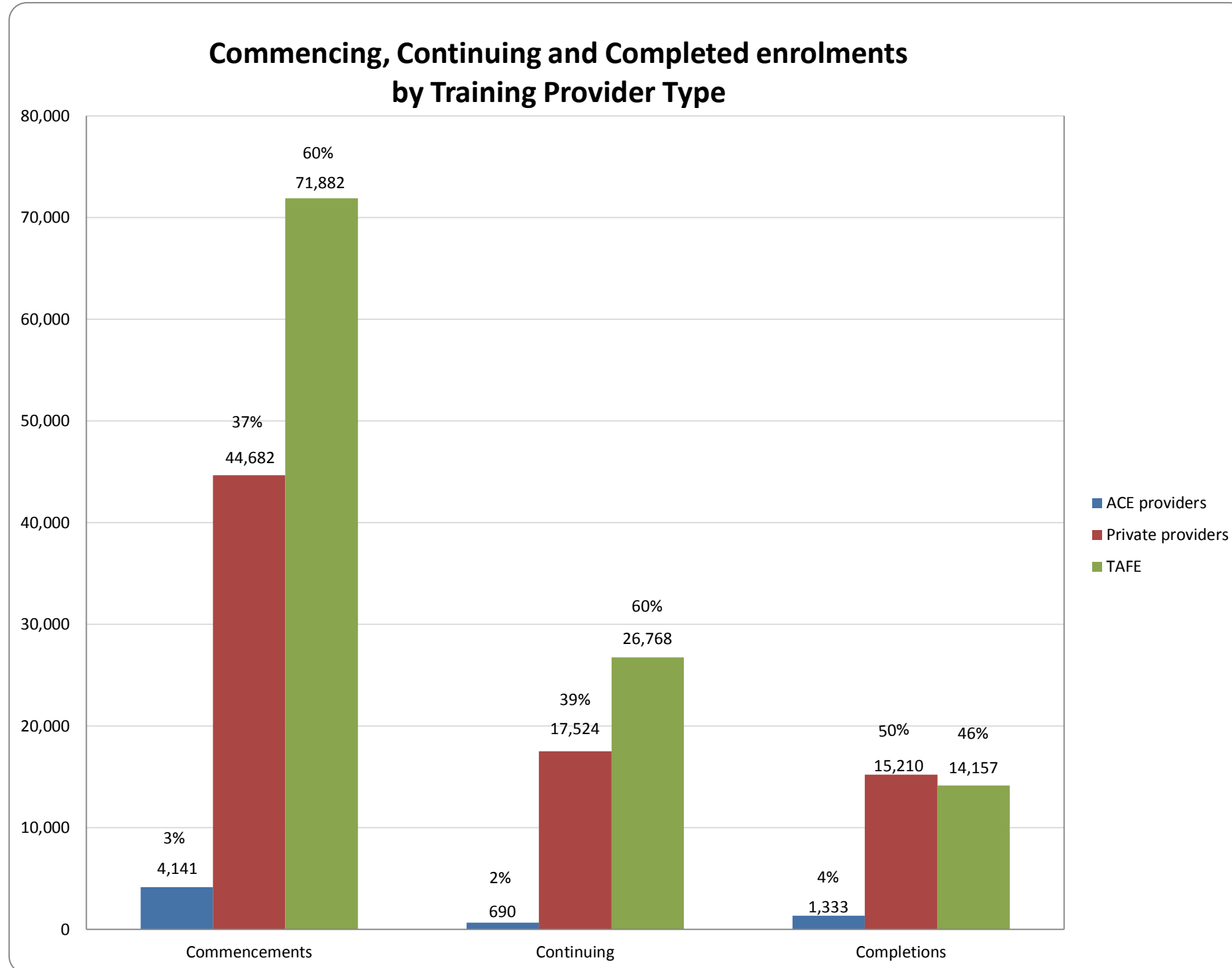
Region <sup>1</sup>	Commencements	Continuing	Completions
Capital Region	2,498	1,017	516
Central Coast	4,836	1,983	1,574
Central West	4,863	1,442	1,131
Coffs Harbour–Grafton	3,316	899	866
Far West and Orana	2,726	823	495
Hunter Valley excluding Newcastle	4,124	2,362	968
Illawarra	5,956	2,343	1,544
Mid North Coast	4,862	1,210	1,404
Murray	1,229	476	317
New England and North West	4,623	1,194	840
Newcastle and Lake Macquarie	8,350	3,399	2,340
Richmond–Tweed	6,097	1,418	1,417
Riverina	3,305	1,641	707
Southern Highlands and Shoalhaven	1,974	898	583
Sydney	61,929	23,877	15,998
<b>Total</b>	<b>120,688</b>	<b>44,982</b>	<b>30,700</b>

<sup>1</sup>For the area a region covers see Figure 10 on page 39.

# Smart and Skilled Program

## By training provider type

Figure 4 Commencing, continuing and completed enrolments by training provider type  
 For Period YTD: 1 January to 31 August 2017  
 Extracted 4 August 2017  
 Source: The NSW Department of Industry's Integrated Vocational Education and Training System (IVETS).



# Smart and Skilled Program

## Students

A student may participate in more than one Smart and Skilled program, training provider or region.

### By Smart and Skilled program

**Table 34** Number of students who commenced, continued and/or completed a qualification or accredited course under a Smart and Skilled program  
For Period YTD: 1 January to 31 August 2017  
Extracted 4 August 2017  
Source: The NSW Department of Industry's Integrated Vocational Education and Training System (IVETS).

Smart and Skilled program	Commencements	Continuing	Completions
Entitlement – Apprenticeships	16,552	20,739	1,641
Entitlement – Traineeships	13,676	7,042	5,745
Entitlement Foundation Skills	9,565	449	2,729
Entitlement Full Qualifications	54,281	9,929	17,041
Other (Full Qualifications) <sup>1</sup>	2	3	1
Targeted Priorities (TP) Full Qualifications	7,485	5,297	3,229
TP Prevocational and Part Qualifications – Part Qualifications Pre-apprenticeship <sup>2</sup>	804	46	-
TP Prevocational and Part Qualifications – Part Qualifications Pre-traineeship <sup>2</sup>	1,240	130	-
TP Prevocational and Part Qualifications – Part Qualifications Prevocational <sup>3</sup>	2,306	61	-
TP Prevocational and Part Qualifications – Targeted Skills <sup>4</sup>	7,257	909	-
<b>Overall unique student number<sup>5</sup></b>	<b>109,190</b>	<b>44,438</b>	<b>30,134</b>

<sup>1</sup>The training falls under an existing Smart and Skilled program but could not be processed with the standard method.

<sup>2</sup>Part qualifications that assist individuals to gain an apprenticeship or traineeship.

<sup>3</sup>Part or full qualifications that assist individuals to gain employment or enrol in further education.

<sup>4</sup>Part qualifications for priority groups and industries to assist individuals to upgrade their training and/or learn new skills for employment.

<sup>5</sup>The overall unique student number is not a total.

### By region

**Table 35** Number of students who commenced, continued and/or completed a qualification or accredited course under a Smart and Skilled program by region  
For Period YTD: 1 January to 31 August 2017  
Extracted 4 August 2017  
Source: The NSW Department of Industry's Integrated Vocational Education and Training System (IVETS).

Region <sup>1</sup>	Commencements	Commencements as % of a region's population	Continuing	Completions
Capital Region	2,386	1.15%	997	507
Central Coast	4,625	1.48%	1,955	1,557
Central West	4,508	2.29%	1,440	1,097
Coffs Harbour–Grafton	3,018	2.31%	888	833
Far West and Orana	2,450	2.16%	820	477
Hunter Valley excluding Newcastle	3,877	1.59%	2,355	948
Illawarra	5,626	2.04%	2,336	1,519
Mid North Coast	4,366	2.17%	1,204	1,354
Murray	1,145	1.04%	474	315
New England and North West	4,246	2.41%	1,191	833



# Smart and Skilled Program

**Table 35** Number of students who commenced, continued and/or completed a qualification or accredited course under a Smart and Skilled program by region (Cont.)

For Period YTD: 1 January to 31 August 2017

Extracted 4 August 2017

Source: The NSW Department of Industry's Integrated Vocational Education and Training System (IVETS).

Region <sup>1</sup>	Commencements	Commencements as % of a region's population	Continuing	Completions
Newcastle and Lake Macquarie	7,861	2.29%	3,359	2,322
Richmond–Tweed	5,411	2.38%	1,400	1,358
Riverina	3,143	2.09%	1,611	696
Southern Highlands and Shoalhaven	1,865	1.36%	885	578
Sydney	55,839	1.27%	23,662	15,790

<sup>1</sup>For the area a region covers see Figure 10 on page 39.

<sup>2</sup>The overall unique student number is not the same as a total.

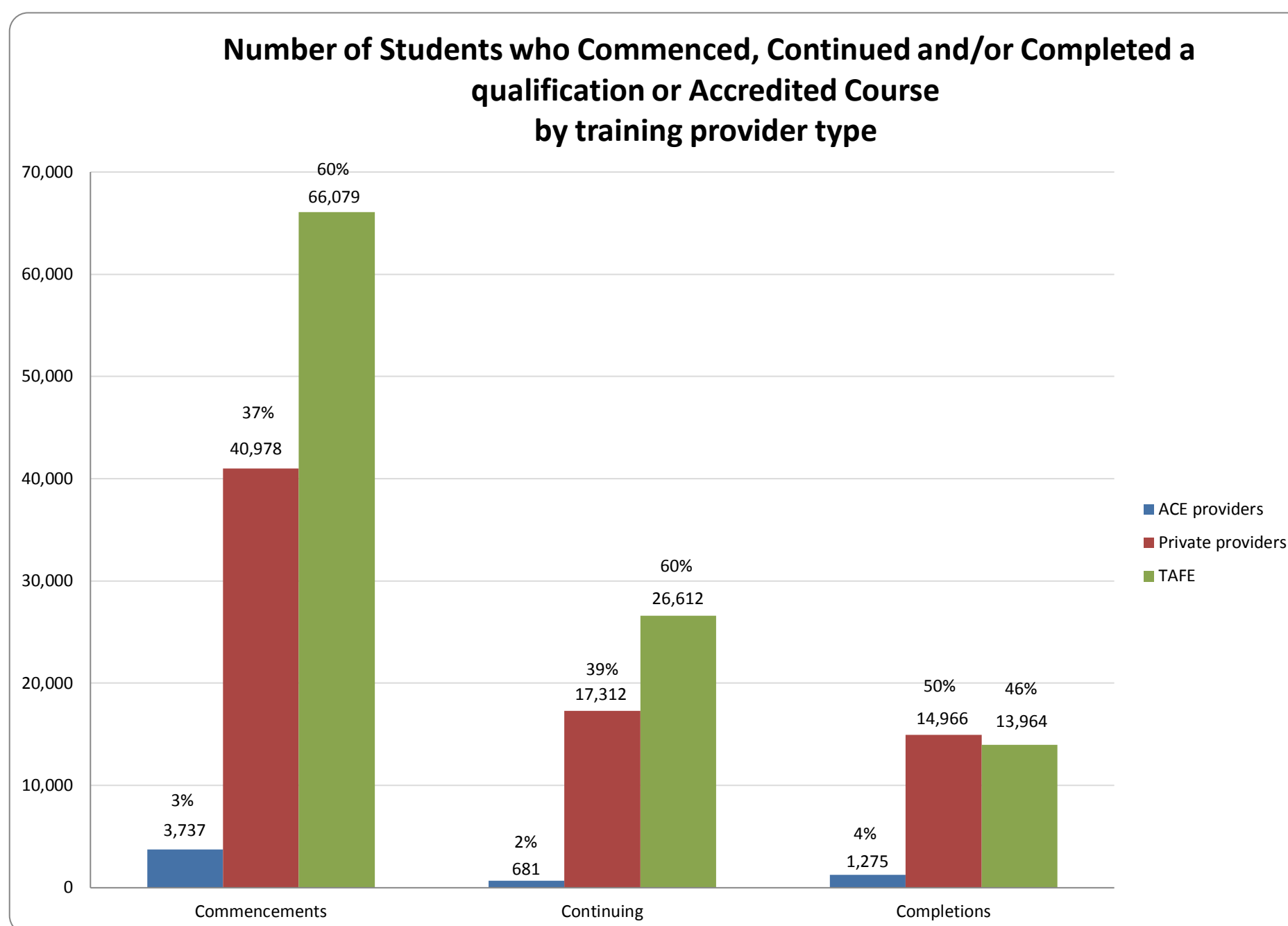
## By training provider type

**Figure 5** Number of students who commenced, continued and/or completed a qualification or accredited course by training provider type

For Period YTD: 1 January to 31 August 2017

Extracted 4 August 2017

Source: The NSW Department of Industry's Integrated Vocational Education and Training System (IVETS).



# Smart and Skilled Program

## Smart and Skilled training providers

A 'Smart and Skilled training provider' means a registered training organisation the NSW Department of Industry that has contracted to offer government-subsidised training under Smart and Skilled.

### By Smart and Skilled programs with regional approvals

**Table 36** Number of Smart and Skilled training providers with regional training delivery approvals by Smart and Skilled program  
For Period as at 4 August 2017

Extracted 4 August 2017

Source: The NSW Department of Industry's Integrated Vocational Education and Training System (IVETS).

Region <sup>1</sup>	No. of approved training providers	
	Entitlement Full Qualifications Program	Targeted Priorities Full Qualification Program
Capital Region	50	42
Central Coast	56	53
Central West	47	31
Coffs Harbour–Grafton	38	22
Far West and Orana	37	21
Hunter Valley excluding Newcastle	52	45
Illawarra	68	54
Mid North Coast	41	29
Murray	25	13
New England and North West	53	35
Newcastle and Lake Macquarie	83	60
Richmond–Tweed	50	38
Riverina	43	36
Southern Highlands and Shoalhaven	47	34
Sydney	270	258

<sup>1</sup>For the area a region covers see Figure 10 on page 39.

### By Smart and Skilled programs with state wide approvals

**Table 37** Number of Smart and Skilled training providers with state wide training delivery approvals by Smart and Skilled program  
For Period as at 4 August 2017

Extracted 4 August 2017

Source: The NSW Department of Industry's Integrated Vocational Education and Training System (IVETS).

Smart and Skilled program	Training providers
Entitlement Apprenticeships and Traineeships	408
Entitlement Foundation Skills	44

# Smart and Skilled Program

## Top 10 qualifications

### By commencements

**Table 38 Top 10 qualifications by commencements**  
For Period YTD: 1 January to 31 August 2017  
Extracted 4 August 2017

Source: The NSW Department of Industry's Integrated Vocational Education and Training System (IVETS).

Qualification	Commencements
Certificate III in Individual Support	7,116
Certificate III in Early Childhood Education and Care	6,432
Certificate III in Business Administration	4,780
Certificate III in Carpentry	2,805
Certificate III in Hospitality	2,702
Certificate III in Electrotechnology Electrician	2,569
Certificate III in Retail	2,382
Certificate III in Information, Digital Media and Technology	1,723
Certificate III in Education Support	1,651
Certificate III in Warehousing Operations	1,611

### By continuing enrolments

**Table 39 Top 10 qualifications by continuing enrolments**  
For Period YTD: 1 January to 31 August 2017  
Extracted 4 August 2017

Source: The NSW Department of Industry's Integrated Vocational Education and Training System (IVETS).

Qualification	Continuing
Certificate III in Electrotechnology Electrician	3,765
Certificate III in Carpentry	3,369
Certificate III in Plumbing	1,920
Certificate III in Early Childhood Education and Care	1,787
Certificate III in Light Vehicle Mechanical Technology	1,561
Diploma of Early Childhood Education and Care	1,049
Certificate III in Engineering - Fabrication Trade	947
Certificate III in Commercial Cookery	861
Certificate III in Individual Support	850
Certificate IV in Leadership and Management	807

### By completions

**Table 40 Top 10 qualifications by completions**  
For Period YTD: 1 January to 31 August 2017  
Extracted 4 August 2017

Source: The NSW Department of Industry's Integrated Vocational Education and Training System (IVETS).

Qualification	Completions
Certificate III in Individual Support	2,419
Certificate III in Early Childhood Education and Care	2,080
Certificate III in Hospitality	1,445
Certificate III in Business Administration	1,437
Certificate III in Retail Operations	744
Certificate III in Business	631
Certificate IV in Leadership and Management	537
Certificate III in Hospitality	515
Certificate II in Retail Services	483
Certificate II in Business	456

<sup>1</sup> This qualification (code BSB30415) supersedes and is equivalent to the Certificate III in Business (code BSB30412).

# Smart and Skilled Program

## Fee-Free Scholarships

Fee-Free Scholarships are part of the NSW Government's commitment under the Reskilling NSW strategy. The strategy provides \$48 million over four years for 200,000 Smart and Skilled concession-eligible 15 to 30 year olds. Fee-Free Scholarships are available to eligible students who undertake study with an approved Smart and Skilled training provider for a qualification from certificate level I to IV that is on the NSW Skills List, with priority giving to eligible social housing residents. Fee-Free Scholarships have been available since 1 July 2015.

### By region and training provider type

**Table 41** Number of Fee-Free Scholarships by region and training provider type  
For Period 1 July 2015 to 31 August 2017  
Extracted 1 September 2017

Source: The NSW Department of Industry's Integrated Vocational Education and Training System (IVETS).

Region <sup>1</sup>	Fee-Free Scholarships	Training provider type	
		TAFE NSW	Private training provider
Capital Region	969	577	392
Central Coast	2,547	1,565	982
Central West	1,813	1,494	319
Coffs Harbour–Grafton	1,894	1,678	216
Far West and Orana	565	441	124
Hunter Valley excluding Newcastle	1,920	1,204	716
Illawarra	2,525	1,425	1,100
Mid North Coast	2,672	2,161	511
Murray	582	347	235
New England and North West	1,310	1,138	172
Newcastle and Lake Macquarie	3,850	2,558	1,292
Richmond–Tweed	2,923	2,512	411
Riverina	1,156	774	382
Southern Highlands and Shoalhaven	902	427	475
Sydney	20,219	14,996	5,223
<b>Total</b>	<b>45,847</b>	<b>33,297</b>	<b>12,550</b>

<sup>1</sup>For the area a region covers see Figure 10 on page 39.

### By region and selected student characteristics

**Table 42** Number of Fee-Free Scholarships by region and selected student characteristics  
For Period 1 July 2015 to 31 August 2017  
Extracted 1 September 2017

Source: The NSW Department of Industry's Integrated Vocational Education and Training System (IVETS).

Region <sup>1</sup>	Male	Female	Living in social housing	Holding a humanitarian visa
Capital Region	332	637	70	1
Central Coast	832	1,715	178	1
Central West	573	1,238	125	2
Coffs Harbour–Grafton	786	1,107	89	38
Far West and Orana	227	338	21	-
Hunter Valley excluding Newcastle	653	1,267	133	1
Illawarra	1,036	1,489	318	21
Mid North Coast	982	1,689	86	-
Murray	212	370	68	16
New England and North West	434	875	69	-
Newcastle and Lake Macquarie	1,647	2,201	363	15
Richmond–Tweed	1,170	1,748	82	-
Riverina	370	786	114	2
Southern Highlands and Shoalhaven	373	528	98	-
Sydney	7,300	12,915	1,893	528
<b>Total</b>	<b>16,927</b>	<b>28,903</b>	<b>3,707</b>	<b>625</b>

<sup>1</sup>For the area a region covers see Figure 10 on page 39.

# Smart and Skilled Program

**Table 43** Number of Fee-Free Scholarships by region and age cohort  
For Period 1 Sep 2016 to 31 Aug 2017  
Extracted 4 August 2017

Source: The NSW Department of Industry's Integrated Vocational Education and Training System (IVETS).

Region <sup>1</sup>	15–19 years	20–24 years	25–30 years
Capital Region	385	331	251
Central Coast	1,041	860	596
Central West	651	611	547
Coffs Harbour–Grafton	768	637	478
Far West and Orana	223	213	129
Hunter Valley excluding Newcastle	833	669	413
Illawarra	895	1,016	607
Mid North Coast	1,134	869	661
Murray	234	209	138
New England and North West	498	460	349
Newcastle and Lake Macquarie	1,497	1,407	916
Richmond–Tweed	1,159	973	772
Riverina	420	408	324
Southern Highlands and Shoalhaven	350	335	211
Sydney	6,553	7,178	6,354
<b>Total</b>	<b>16,641</b>	<b>16,176</b>	<b>12,746</b>

<sup>1</sup>For the area a region covers see Figure 10 on page 39.

# Glossary

<b>ACE</b>	Adult and Community Education
<b>Accredited vocational training</b>	Education approved by the Australian Skills Quality Authority.
<b>Active provider</b>	A Smart and Skilled contracted training provider who has delivered training under their Smart and Skilled contract.
<b>Adult and Community Education</b>	A not-for profit, community-owned organisation with a primary focus on adult education. The ACE sector delivers courses relating to leisure, personal and community development, employment skills, preparation for VET and nationally recognised programs of study.
<b>AEDO</b>	Aboriginal Enterprise Development Officer Program
<b>Apprentice</b>	An employee who is party to an apprenticeship to learn a trade on-the-job under a qualified tradesperson and off-the-job with a registered training organisation.
<b>Approval (training contract)</b>	The official confirmation by Training Services NSW that an apprenticeship or traineeship has commenced with an employer.
<b>Approved (training provider)</b>	A training provider has been offered and has accepted a Smart and Skilled contract.
<b>Approved qualification</b>	A qualification that a training provider is approved to deliver under Smart and Skilled.
<b>AQF</b>	Australian Quality Framework
<b>ASDB</b>	The NSW Department of Industry's Aboriginal Services Database.
<b>ATSI</b>	Aboriginal or Torres Strait Islander
<b>Australian Quality Framework</b>	<p>The national policy for regulated qualifications in the Australian education and training system.</p> <p>The AQF incorporates the quality assured qualifications from each education and training sector into a single comprehensive national qualifications framework. The AQF defines the qualification levels issued by schools, vocational education and training providers and higher education.</p> <p>The AQF qualifications that apply to VET are Certificate levels I to IV, Diploma and Advanced Diploma, as well as Graduate Certificate and Graduate Diploma.</p> <p>Maintaining the AQF is a shared responsibility of the Commonwealth, state and territory governments.</p>
<b>Bert Evans Apprentice Scholarships</b>	<p>These scholarships assist apprentices in NSW who have demonstrated:</p> <ul style="list-style-type: none"> <li>• hardship in their personal circumstances</li> <li>• an aptitude for VET that will lead them to complete their trade training successfully</li> <li>• a positive attitude and application in the workplace and in off-the-job training.</li> </ul> <p>A maximum of 50 scholarships are awarded annually, including 10 NSW Country Apprentice Scholarships.</p>
<b>Commencement</b>	Occurs when a student begins to participate in training for a qualification or accredited course; or, for a subject-only enrolment, begins to participate in a module or unit of competency that is scheduled to be completed in the current year.
<b>Commitment</b>	Represents a commitment by government to subsidise a training provider for the cost of training an approved prospective student in an approved qualification, accredited course or subject-only enrolment.
<b>Community service obligation (CSO)</b>	A service with an identifiable community or social benefit that cannot be supplied under commercial costs and conditions, and that government subsidises.
<b>Continuing</b>	A student who is continuing training for a qualification or accredited course in a subsequent year to the commencement year and who is still training at the time of this report; or, for a subject-only enrolment, an enrolment in a module or unit of competency that is scheduled to be completed in a future year.
<b>Completion</b>	A student who has successfully completed a qualification or accredited course; or, for a subject-only enrolment, has completed a module or unit of competency.
<b>CSO</b>	Community service obligation
<b>Disadvantaged student group</b>	A student who falls into one or more equity categories of: being an Aboriginal or Torres Strait Islander, being disabled, being a humanitarian visa holder, being long-term unemployed, or living in a regional or remote area.

<b>Enrolment</b>	The engagement and participation of a student in an approved qualification, accredited course or subject-only training.
<b>Existing worker trainee</b>	A long-term employee (greater than three months full time or 12 months part time) who is party to a traineeship to learn a recognised vocation on-the-job under supervision and off-the-job with a training provider.
<b>Fee for service</b>	A VET qualification or accredited course that is not subsidised by government (a student or their employer pays the full fee for the training).
<b>Fee-Free Scholarships</b>	Part of the NSW Government's commitment under the Reskilling NSW strategy. It provides \$48 million over 4 years (starting on 1 July 2015) for 200,000 scholarships. The scholarships cover the fee for any Certificate I to IV level qualification on the NSW Skills List. To be eligible, a student must be aged between 15 and 30 years and eligible for Smart and Skilled's concession fee (with priority given to social housing residents); or living (or have lived) in out-of-home care; or someone who has experienced (or is experiencing) domestic/family violence.
<b>FY</b>	Financial year
<b>Jobs of Tomorrow Scholarships</b>	The Program provides \$25 million over four years (starting in 2016) for 25,000 scholarships in science, technology, engineering and mathematics (STEM) VET qualifications. Eligible students receive a \$1,000 scholarship to encourage them to enrol and complete a STEM qualification. In each calendar year, the first 6,250 eligible students who apply and commence training will be offered a scholarship.
<b>IVETS</b>	The NSW Department of Industry's Integrated Vocational Education and Training Services database.
<b>NCAP</b>	New Careers for Aboriginal People Program
<b>NCVER</b>	National Centre for Vocational Education Research
<b>New entrant trainee</b>	An employee who is party to a traineeship to learn a recognised vocation on-the-job under supervision and off-the-job with a training provider.
<b>Non-accredited vocational training</b>	Education with a vocational intent that is non-assessable and not recognised under the AQF.
<b>NSW Ageing Strategy</b>	NSW Government commitment to support seniors in the community with a range of programs and initiatives.
<b>OLiV</b>	The NSW Department of Industry's On Line Validation System.
<b>Private training provider</b>	A non-TAFE training provider that is registered with the Australian Skills Quality Authority, and can deliver nationally recognised courses and award AQF VET qualifications.
<b>Qualification</b>	A nationally recognised qualification under the Australian Qualifications Framework (AQF).
<b>Recognition of prior learning</b>	Recognition of prior learning (RPL) involves the assessment of the previously unrecognised skills and knowledge an individual has achieved outside the formal education and training system. This assessment determines the extent to which that individual has achieved the required learning outcomes, competency outcomes, or standards for entry to, and/or partial or total completion of a program of study without the need for further study.
<b>Region</b>	There are 15 training regions (which are based on Australian Bureau of Statistics SA4 level). See Figure 6 on page 32.
<b>Regional</b>	A classification of a student's residence using the Australian Bureau of Statistics Accessibility/Remoteness Index of Australia.
<b>Registered training organisation (RTO)</b>	An training provider that is registered with the Australian Skills Quality Authority – which allows them to deliver nationally courses and award AQF VET qualifications.
<b>Remote</b>	A classification of a student's residence using the Australian Bureau of Statistics Accessibility/Remoteness Index of Australia.
<b>Reskilling NSW strategy</b>	An NSW Government initiative to help individuals get a job by giving them better access to VET.
<b>Returned (contract)</b>	A training provider that has chosen to withdraw from its Smart and Skilled contract.
<b>Smart and Skilled</b>	The NSW Government's initiative to create a successful contestable VET market in NSW, and achieve the goals of VET reform and the skill priorities of NSW.
<b>Smart and Skilled program</b>	A subset of Smart and Skilled government-subsidised training with specific characteristics.

<b>Status (training provider)</b>	Indicates whether a Smart and Skilled training provider's contract has been approved, suspended, returned or terminated.
<b>Subject-only enrolment</b>	An enrolment in a module or unit of competency that is not intended to lead to the issue of a qualification or accredited course.
<b>Suspended (training provider)</b>	A training provider's Smart and Skilled contract has been temporarily suspended for one or more breaches of contract conditions.
<b>TAFE NSW</b>	The NSW Government's public training provider of VET in NSW.
<b>Tech Savvy Seniors Program</b>	A joint NSW Government and Telstra initiative that provides grants to ACE providers to deliver training in the use of smart technologies to people over 60 years of age.
<b>Terminated (training provider)</b>	A training provider's Smart and Skilled contract has been terminated for one or more breaches of contract conditions.
<b>Total VET activity</b>	All accredited VET activity from all training providers (unless granted an exemption) in accordance with the National VET Provider Collection Data Requirements Policy.
<b>Trade</b>	The occupation to which an apprenticeship leads.
<b>Training contract</b>	The mutual agreement between an employer and apprentice or trainee.
<b>Training contract type</b>	A training contract can be either an apprenticeship, an existing worker traineeship or a new entrant traineeship.
<b>Training provider</b>	A training provider that is registered with the Australian Skills Quality Authority, and can deliver nationally recognised courses and award AQF VET qualifications.
<b>VET</b>	Vocational education and training
<b>VET FEE-HELP</b>	An Australian Government income-contingent loan scheme for VET students. A loan covers a student's fees. The student is only required to pay back the loan when their income reaches a set level.
<b>Vocation</b>	The occupation to which a traineeship leads.
<b>Vocational Training Assistance</b>	Provided through the Vocational Training Assistance Scheme (VTAS) – a program that provides eligible apprentices and trainees with monetary assistance to attend off-the-job training during the term of their apprenticeship or traineeship. Existing worker trainees are ineligible to claim vocational training assistance. Current rates for travel are 12 cents per kilometre and \$28 per night for accommodation, and a one-off payment of up to \$2,000 for a student who has to relocate.
<b>VTAS</b>	Vocational Training Assistance Scheme
<b>Woman in non-traditional trades</b>	Currently, 167 out of a total 1,211 trades are considered to be non traditional trades for women. Examples include Certificate III in Aeroskills (Mechatronics) and Certificate III in Solid Plastering.
<b>YTD</b>	Year to date



# NSW training regions

Figure 6 Training regions in NSW

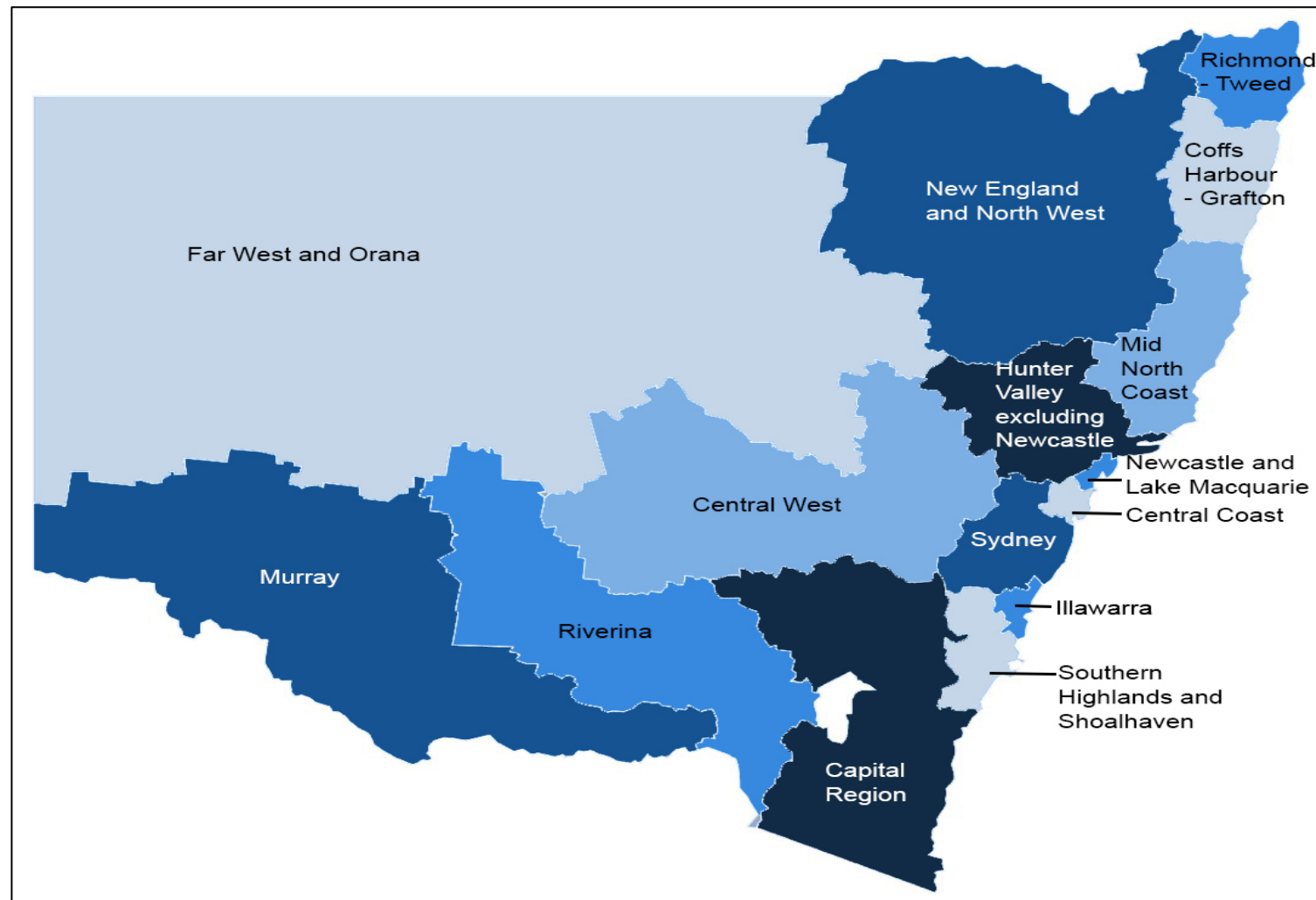


Table 44 Major towns or areas for each region

This region...	Includes...
Capital Region	Goulburn, Yass, Queanbeyan, the Snowy Mountains and the South Coast
Central Coast	Brooklyn, Davistown, Terrigal, The Entrance, Wyong and Gosford
Central West	Bathurst, Lachlan Valley, Lithgow, Mudgee and Orange
Coffs Harbour–Grafton	Coffs Harbour and the Clarence Valley
Far West and Orana	Bourke, Cobar, Coonamble, Broken Hill and Dubbo
Hunter Valley excluding Newcastle	Lower and Upper Hunter, Maitland and Port Stephens
Illawarra	Wollongong, Shellharbour and Kiama
Mid North Coast	Great Lakes, Kempsey, Nambucca, Lord Howe Island, Port Macquarie, Taree and Gloucester
Murray	Upper and Lower Murray, and Albury
Newcastle and Lake Macquarie	Newcastle and Lake Macquarie
New England and North West	Armidale, Inverell, Moree, Inverell, Tenterfield, Moree, Narrabri, Tamworth and Gunnedah
Richmond–Tweed	Richmond Valley and Tweed Valley
Riverina	Griffith, Tumut and Wagga Wagga
Southern Highlands and Shoalhaven	Mittagong, Bowral, Nowra and Ulladulla
Sydney	Sydney and the Blue Mountains