



# Performance of NSW VET programs: monthly report

**December 2018**

Published by the Department of Industry, Skills and Regional Development. First published April 2016.

---

© State of New South Wales through Department of Industry, Skills and Regional Development 2016

This publication is copyright. You may download, display, print and reproduce this material provided that the wording is reproduced exactly, the source is acknowledged, and the copyright, update address and disclaimer notice are retained. To copy, adapt, publish, distribute or commercialise any of this publication you will need to seek permission from the Department of Industry, Skills and Regional Development.

Disclaimer: The information contained in this publication is based on knowledge and understanding at the time of writing (June 2016). However, because of advances in knowledge, users are reminded of the need to ensure that the information upon which they rely is up to date and to check the currency of the information with the appropriate officer of the Department of Industry, Skills and Regional Development or the user's independent advisor.

---

# Contents

<b>About this report</b>	<b>4</b>
<b>National VET activity data</b>	<b>5</b>
VET activity data from NCVET .....	5
Enrolments by qualification level .....	5
<b>Performance of NSW VET programs</b>	<b>7</b>
<b>Aboriginal programs and services</b> .....	<b>7</b>
Elsa Dixon Aboriginal Employment Program .....	7
Aboriginal Enterprise Development Officer Program .....	8
New Careers for Aboriginal People Program .....	8
The Way Ahead for Aboriginal People Program .....	8
<b>Adult and Community Education programs</b> .....	<b>9</b>
Qualification enrolments by funding source .....	9
Subject-only enrolments by funding source .....	10
Community service obligations funded enrolments in qualifications .....	11
CSO-funded students doing qualifications .....	12
CSO-funded subject-only enrolments .....	13
CSO-funded students doing subjects only .....	14
<b>Apprenticeships and traineeships</b> .....	<b>15</b>
Training contract approvals for apprenticeships and traineeships .....	15
Top five apprenticeships and traineeships by training contract approvals .....	18
Apprentices and trainees in training .....	19
Training contract completion rates for apprenticeships and traineeships .....	19
Bert Evans Apprentice Scholarships .....	20
<b>Smart and Skilled Program</b> .....	<b>21</b>
Enrolments .....	21
Students .....	24
Smart and Skilled training providers .....	26
Top 10 qualifications .....	27
Fee-Free Scholarships .....	28
<b>Glossary</b>	<b>30</b>
<b>NSW training regions</b>	<b>33</b>

## About this Report

This is a monthly report on the performance of NSW vocational education and training (VET) programs and follows the introduction of the NSW Government's Smart and Skilled reform in January 2015. The Department of Industry, Skills and Regional Development publishes this report regularly in line with the NSW Government's commitment to transparency.

The completeness of the report's data and information will improve over time as training providers adjust to new reporting requirements.

When interpreting the report's data care must be taken because:

- There are overlaps between different data sets (e.g. apprenticeship data appears in both the Apprenticeship and Traineeship section, and in the Smart and Skilled section).
- Data may have breaks or adjustments in the time series.
- Some data relates to the year to date (YTD) and previous YTD, but other data may relate to a calendar or financial year.

The Glossary explains terms the report uses and a map of training regions please see the table of contents for its location.

# National VET activity data

The National Centre for Vocational Education Research (NCVER) is responsible for collecting, managing, analysing, evaluating and communicating research and statistics about vocational education and training (VET) nationally on behalf of the Commonwealth and state and territory ministers responsible for VET.

## VET activity data from NCVER

### Enrolments by qualification level

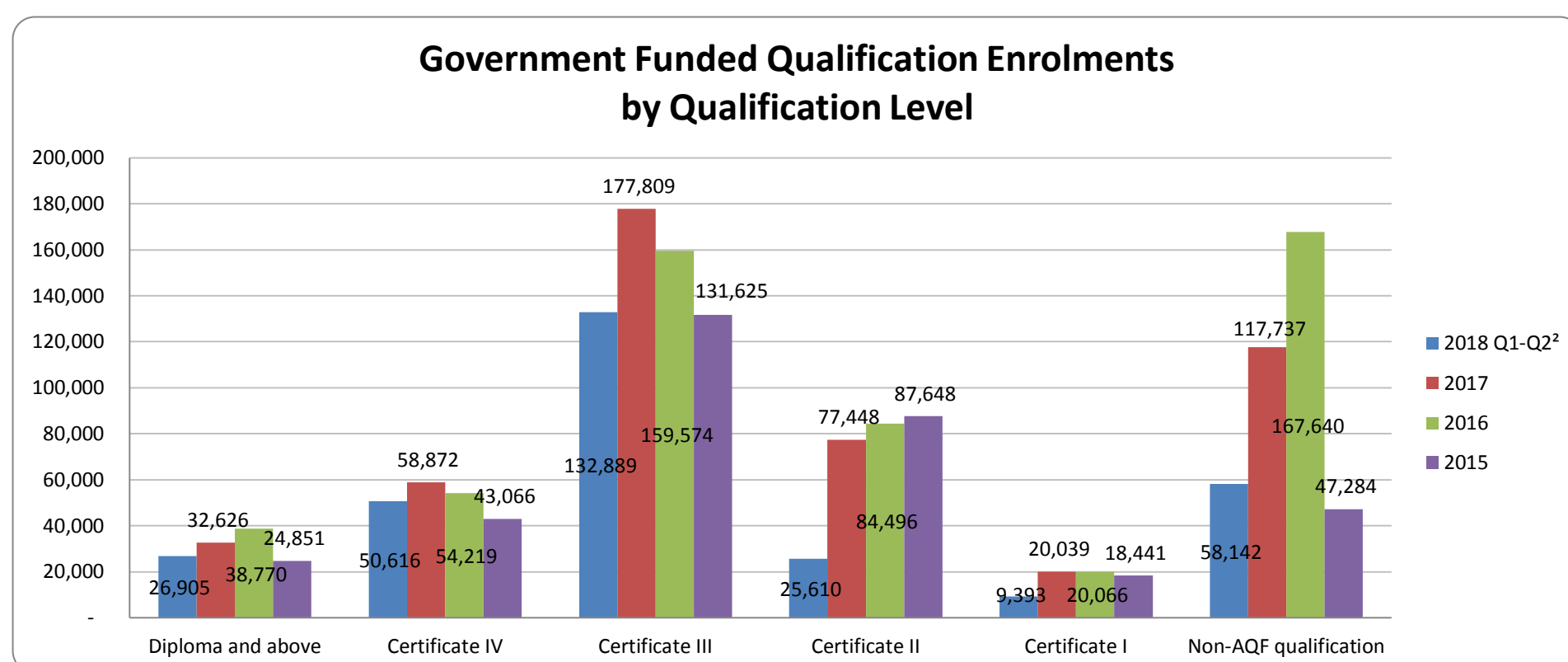
#### NSW Government-funded enrolments

**Table 1 NSW Government-funded enrolments by qualification level<sup>1</sup>**  
For calendar year period  
Extracted 09-Jan-2019  
Source: NCVER's VOCStats

Qualification level	2018 Q1-Q2 <sup>2</sup>	2017	2016	2015
Diploma and above	26,905	32,626	38,770	24,851
Certificate IV	50,616	58,872	54,219	43,066
Certificate III	132,889	177,809	159,574	131,625
Certificate II	25,610	77,448	84,496	87,648
Certificate I	9,393	20,039	20,066	18,441
Non-AQF qualification	58,142	117,737	167,640	47,284
<b>Total</b>	<b>303,555</b>	<b>484,531</b>	<b>524,765</b>	<b>352,915</b>

<sup>1</sup> Government-funded activity is classified as 'NSW' by the funding body.  
<sup>2</sup> Q1-Q2 refers to Jan to Jun data.

**Figure 1 NSW Government-funded enrolments by qualification level<sup>1</sup>**  
For calendar year period  
Extracted 09-Jan-2019  
Source: NCVER's VOCStats



## Total NSW VET Activity

Total NSW VET activity is an estimate of all accredited VET training activity in NSW in 2014 – it includes government-subsidised training and fee-for-service training. NCVET noted that the publication of this data for the first time in 2015 was affected by incompleteness because 2014 was a transition year.

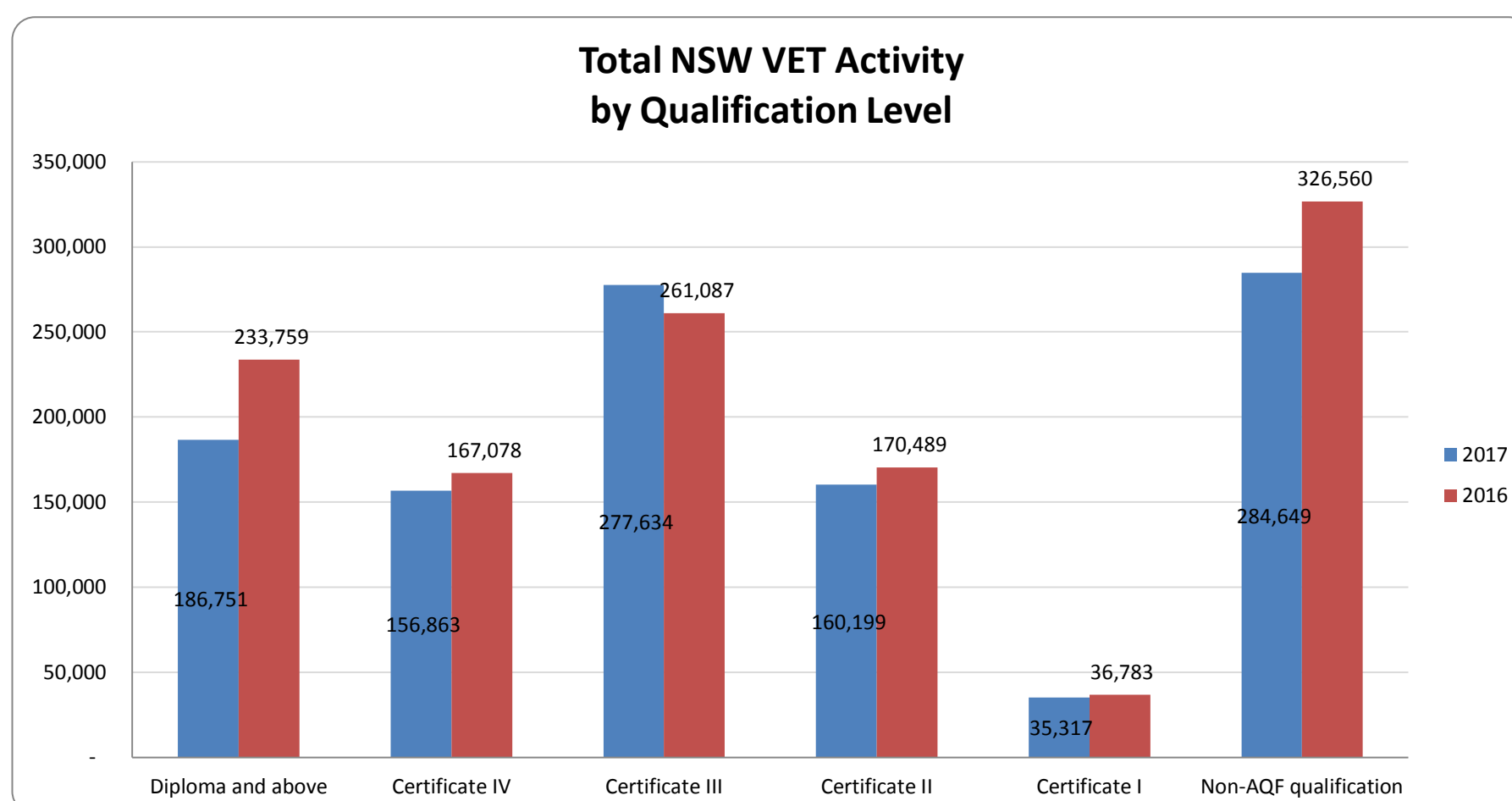
Source: NCVET

**Table 2 Total NSW VET activity by qualification level**  
For Period 2016 and 2017 calendar year  
Extracted 09-Jan-2019  
Source: NCVET's VOCStats

Qualification level	2017	2016
Diploma and above	186,751	233,759
Certificate IV	156,863	167,078
Certificate III	277,634	261,087
Certificate II	160,199	170,489
Certificate I	35,317	36,783
Non-AQF qualification	284,649	326,560
<b>Total</b>	<b>1,101,413</b>	<b>1,195,756</b>

1 Total VET activity is classified as 'NSW' by delivery location.

**Figure 2 Total NSW VET activity by qualification level**  
For Period calendar year  
Extracted 1 January to 31 December 2018  
Source: NCVET's VOCStats



# Performance of NSW VET programs

## Aboriginal programs and services

### Elsa Dixon Aboriginal Employment Program

The Elsa Dixon Aboriginal Employment Program provides annual funding to organisations to support Aboriginal education, employment and training by:

- subsidising the salary, development and support costs of Aboriginal employees in a public service agency or local council
- funding innovative community projects
- supporting work experience for Aboriginal students in their final year of a degree or post-degree course.

**Table 3 NSW Government-sector positions funded by the Elsa Dixon Aboriginal Employment Program by financial year**  
For Period (1 July 2018 to 31 December 2018)  
Extracted 31 December 2018 (Supplied date)  
Source: NSW Department of Industry

Position funded	2018-19 <sup>1</sup>	2017-18
Graduate Position (no longer exists)	-	-
Permanent position	-	2
School-based position	-	51
Temporary position	1	3
<b>Total</b>	<b>1</b>	<b>56</b>

**Table 4 Partnerships funded by the Elsa Dixon Aboriginal Employment Program by financial year**  
For Period (1 July 2018 to 31 December 2018)  
Extracted 31 December 2018 (Supplied date)  
Source: NSW Department of Industry

Position funded	2018-19 <sup>1</sup>	2017-18
Partnerships	4	2

<sup>1</sup> The period covered is from 1 July 2018 to 31 December 2018.

## Aboriginal programs and services

### Aboriginal Enterprise Development Officer Program

The Aboriginal Enterprise Development Officer (AEDO) Program is a free program for Aboriginal people considering starting up their own business or expanding their current business.

**Table 5 Outcomes for the Aboriginal Enterprise Development Officer Program by financial year**  
For Period (1 July 2018 to 31 December 2018)  
Extracted 31 December 2018 (Supplied date)  
Source: NSW Department of Industry

	2018-19 <sup>1</sup>	2017-18
AEDO projects funded	8	8
AEDO new businesses established	21	51
Aboriginal employment positions created	33	88

<sup>1</sup> The period covered is from 1 July 2018 to 31 December 2018.

### New Careers for Aboriginal People Program

The New Careers for Aboriginal People (NCAP) Program is a free program for Aboriginal people seeking employment and training advisory support services.

**Table 6 Outcomes for the New Careers for Aboriginal People Program by financial year**  
For Period (1 July 2018 to 31 December 2018)  
Extracted 31 December 2018 (Supplied date)  
Source: NSW Department of Industry

	2018-19 <sup>1</sup>	2017-18
NCAP projects funded <sup>2</sup>	12	12
NCAP employment outcomes <sup>3</sup>	206	735
NCAP training outcomes <sup>4</sup>	423	845

<sup>1</sup> The period covered is from 1 July 2018 to 31 December 2018.

<sup>2</sup> Refers to not-for-profit, community-owned organisations that deliver the NCAP Program.

<sup>3</sup> Number of individuals placed in employment and still in employment after three months.

<sup>4</sup> Number of individuals who have completed an accredited training course or qualification.

### The Way Ahead for Aboriginal People Program

The Way Ahead for Aboriginal People Program provides mentoring services for Aboriginal apprentices and trainees who need additional support in the workplace. Mentors are chosen because of their experience and acceptance within Aboriginal communities.

Source: NSW Department of Industry.

**Table 7 Outcomes for The Way Ahead for Aboriginal People Program by financial year**  
For Period (1 July 2018 to 31 December 2018)  
Extracted 31 December 2018 (Supplied date)  
Source: NSW Department of Industry

	2018-19 <sup>1</sup>	2017-18
Apprentices mentored	171	172
Trainees mentored	232	250
School-based apprentices or trainees mentored	116	186
<b>Total</b>	<b>519</b>	<b>608</b>

<sup>1</sup> The period covered is from 1 July 2018 to 31 December 2018.



## Adult and Community Education programs

Adult and Community Education (ACE) training providers are not-for-profit, community-owned organisations with a primary focus on adult education. The ACE sector delivers courses relating to leisure, personal and community development, employment skills, preparation for VET and nationally recognised programs of study.

ACE data is collected quarterly and the most recent data available is the period 1 January 2018 to 31 December 2018.

### Qualification enrolments by funding source

#### By commencements, continuing enrolments and completions

**Table 8** Commencing, continuing and completed enrolments in qualifications by funding source  
For Period (1 January 2018 to 31 December 2018)  
Extracted 15 Feb 2019  
Source: NSW Department of Industry's On Line Validation System (OLiV)

Funding source	Commencements	Continuing	Completions
Community service obligation (Smart and Skilled) <sup>1</sup>	2,025	229	346
Other government funding <sup>2</sup> excluding Smart and Skilled <sup>1</sup>	1,702	491	645
Fee for service <sup>1</sup>	1,611	807	281
<b>Total</b>	<b>5,338</b>	<b>1,527</b>	<b>1,272</b>

<sup>1</sup> Includes part qualifications.

<sup>2</sup> Includes funding from the NSW Government and the Australian Government.

#### By number of students

**Table 9** Number of students who commenced, continued and/or completed their enrolment in a qualification by funding source  
For Period (1 January 2018 to 31 December 2018)  
Extracted 15 Feb 2019  
Source: NSW Department of Industry's On Line Validation System (OLiV)

Funding source <sup>1</sup>	Commencements	Continuing	Completions
Community service obligation (Smart and Skilled) <sup>2</sup>	1,625	222	340
Other government funding excluding Smart and Skilled <sup>2</sup>	1,591	485	577
Fee for service <sup>2</sup>	1,555	789	278

<sup>1</sup> As a student may fall into one or more funding group this table does not include totals.

<sup>2</sup> Includes part qualifications.

## Adult and Community Education programs

### Subject-only enrolments by funding source

Subject-only enrolments include both accredited and non-accredited vocational training. However, all subjects delivered must be nationally approved with vocational intent (i.e. supporting employment outcomes), with no more than 20 per cent in non-accredited courses.

#### By commencements, continuing enrolments and completions

**Table 10 Commencements, continuing enrolments and completions for subjects-only enrolments by funding source**  
For Period (1 January 2018 to 31 December 2018)  
Extracted 15 Feb 2019  
Source: NSW Department of Industry's On Line Validation System (OLiV)

Funding source	Commencements	Continuing	Completions <sup>1</sup>
Community service obligation (Smart and Skilled)	33,368	2,728	28,842
Other government funding <sup>2</sup> excluding Smart and Skilled	5,741	673	4,757
Fee for service	22,486	807	21,107
<b>Total</b>	<b>61,595</b>	<b>4,208</b>	<b>54,706</b>

<sup>1</sup> Completion is where an enrolled student either:  
- achieved competency achieved/passed  
- was granted recognition of prior learning  
- was deemed to have satisfactorily completed a non-assessable enrolment

<sup>2</sup> A subset of 'other government-funded activity' is the Tech Savvy Seniors Program which contributes to the NSW Ageing Strategy. In the

#### By number of students

**Table 11 Number of students who commenced, continued and/or completed subject-only enrolments by funding source**  
For Period (1 January 2018 to 31 December 2018)  
Extracted 15 Feb 2019  
Source: NSW Department of Industry's On Line Validation System (OLiV)

Funding source <sup>1</sup>	Commencements	Continuing	Completions <sup>2</sup>
Community service obligation (Smart and Skilled)	9,859	891	8,986
Other government funding <sup>3</sup> excluding Smart and Skilled	2,506	212	2,248
Fee for service	16,405	520	15,639

<sup>1</sup> As a student may fall into one or more funding group this table does not include totals.

<sup>2</sup> Completion is where an enrolled student either:  
- achieved competency achieved/passed  
- was granted recognition of prior learning  
- was deemed to have satisfactorily completed a non-assessable enrolment

<sup>3</sup> A subset of 'other government-funded activity' is the Tech Savvy Seniors Program which contributes to the NSW Ageing Strategy. In the reported period, there were 1,933 individual students enrolled in 6,096 subject-only enrolments.

## Adult and Community Education programs

### Community service obligations (CSO) funded enrolments in qualifications

#### By region

**Table 12** Commencing, continuing and completed community service obligations (CSO) funded enrolments in qualifications by region  
For Period (1 January 2018 to 31 December 2018)  
Extracted 15 Feb 2019  
Source: NSW Department of Industry's On Line Validation System (OLiV)

Region <sup>1</sup>	Commencements	Continuing	Completions
Capital Region	11	1	1
Central Coast	25	22	32
Central West	164	13	-
Coffs Harbour–Grafton	61	-	-
Far West and Orana	379	7	138
Hunter Valley excluding Newcastle	-	-	-
Illawarra	20	1	1
Mid North Coast	26	9	2
Murray	7	1	1
New England and North West	202	43	-
Newcastle and Lake Macquarie	34	20	13
Richmond–Tweed	156	25	4
Riverina	397	20	140
Southern Highlands and Shoalhaven	10	-	-
Sydney	533	67	14
Unknown <sup>2</sup>	-	-	-
<b>Total</b>	<b>2,025</b>	<b>229</b>	<b>346</b>

<sup>1</sup> For the area a region covers see Figure 10 on page 39.

<sup>2</sup> The postcode of a student's home address was not recorded.

#### By disadvantaged student group

**Table 13** Commencing, continuing and completed CSO-funded enrolments in qualifications by disadvantaged student group  
For Period (1 January 2018 to 31 December 2018)  
Extracted 15 Feb 2019  
Source: NSW Department of Industry's On Line Validation System (OLiV)

Disadvantaged student group <sup>1</sup>	Commencements	Continuing	Completions
Aboriginal or Torres Strait Islanders	336	28	67
Students with disabilities	650	83	136
Students living in a regional area	474	66	118
Students living in a remote area	1,251	93	291

<sup>1</sup> As a student may fall into one or more group this table does not include totals.

## Adult and Community Education programs

### Community service obligations (CSO) funded students doing qualifications

#### By region

**Table 14** Number of CSO-funded students who commenced, continued and/or completed qualifications by region  
For Period (1 January 2018 to 31 December 2018)  
Extracted 15 Feb 2019  
Source: NSW Department of Industry's On Line Validation System (OLiV)

Region <sup>1</sup>	Commencements	Continuing	Completions
Capital Region	11	1	1
Central Coast	24	22	32
Central West	137	7	-
Coffs Harbour–Grafton	60	-	-
Far West and Orana	297	7	138
Hunter Valley excluding Newcastle	-	-	-
Illawarra	13	1	1
Mid North Coast	26	9	2
Murray	5	1	1
New England and North West	201	43	-
Newcastle and Lake Macquarie	31	20	13
Richmond–Tweed	149	25	4
Riverina	222	19	134
Southern Highlands and Shoalhaven	10	-	-
Sydney	439	67	14
Unknown <sup>2</sup>	-	-	-
<b>Total</b>	<b>1,625</b>	<b>222</b>	<b>340</b>

<sup>1</sup> For the area a region covers see Figure 10 on page 39.

<sup>2</sup> The postcode of a student's home address was not recorded.

#### By disadvantaged student group

**Table 15** Number of CSO-funded students who commenced, continued and/or completed qualifications by disadvantaged student group  
For Period (1 January 2018 to 31 December 2018)  
Extracted 15 Feb 2019  
Source: NSW Department of Industry's On Line Validation System (OLiV)

Disadvantaged student group <sup>1</sup>	Commencements	Continuing	Completions
Aboriginal or Torres Strait Islanders	245	25	65
Students with disabilities	483	82	133
Students living in a regional area	399	66	118
Students living in a remote area	965	86	285

<sup>1</sup> As a student may fall into one or more group this table does not include totals.

## Adult and Community Education programs

### Community service obligations (CSO) funded subject-only enrolments

#### By region

**Table 16** Commencing, continuing and completed CSO-funded enrolments for subjects only by region  
For Period (1 January 2018 to 31 December 2018)  
Extracted 15 Feb 2019  
Source: NSW Department of Industry's On Line Validation System (OLIV)

Region <sup>1</sup>	Commencements	Continuing	Completions
Capital Region	955	37	863
Central Coast	2,654	73	2,255
Central West	2,528	13	2,457
Coffs Harbour–Grafton	1,854	150	1,698
Far West and Orana	979	-	922
Hunter Valley excluding Newcastle	-	-	-
Illawarra	1,562	47	1,248
Mid North Coast	4,261	436	3,795
Murray	538	80	401
New England and North West	3,171	49	3,074
Newcastle and Lake Macquarie	477	148	363
Richmond–Tweed	3,728	730	3,135
Riverina	818	40	745
Southern Highlands and Shoalhaven	1,503	32	1,257
Sydney	8,340	893	6,629
Unknown <sup>2</sup>	-	-	-
<b>Total</b>	<b>33,368</b>	<b>2,728</b>	<b>28,842</b>

<sup>1</sup> For the area a region covers see Figure 10 on page 39.

<sup>2</sup> The postcode of a student's home address was not recorded.

#### By disadvantaged student group

**Table 17** Number of CSO-funded students who commenced, continued and/or completed enrolments in subjects only by disadvantaged student group  
For Period (1 January 2018 to 31 December 2018)  
Extracted 15 Feb 2019  
Source: NSW Department of Industry's On Line Validation System (OLIV)

Disadvantaged student group <sup>1</sup>	Commencements	Continuing	Completions
Aboriginal or Torres Strait Islanders	5,293	644	4,692
Students with disabilities	9,346	671	7,777
Students living in a regional area	10,747	1,101	9,189
Students living in a remote area	12,301	653	11,321

<sup>1</sup> As a student may fall into one or more group this table does not include totals.

## Adult and Community Education programs

### Community service obligations (CSO) funded students doing subjects only

#### By region

**Table 18** Number of CSO-funded students who commenced, continued and/or completed enrolments in subjects only by region  
For Period (1 January 2018 to 31 December 2018)  
Extracted 15 Feb 2019  
Source: NSW Department of Industry's On Line Validation System (OLiV)

Region <sup>1</sup>	Commencements	Continuing	Completions
Capital Region	244	12	236
Central Coast	600	24	521
Central West	1,287	13	1,275
Coffs Harbour–Grafton	710	52	672
Far West and Orana	509	-	486
Hunter Valley excluding Newcastle	-	-	-
Illawarra	397	19	348
Mid North Coast	1,041	234	954
Murray	100	19	84
New England and North West	1,105	12	1,083
Newcastle and Lake Macquarie	113	83	88
Richmond–Tweed	1,415	187	1,206
Riverina	191	9	184
Southern Highlands and Shoalhaven	296	12	272
Sydney	1,851	215	1,577
Unknown <sup>2</sup>	-	-	-
<b>Total</b>	<b>9,859</b>	<b>891</b>	<b>8,986</b>

<sup>1</sup> For the area a region covers see Figure 10 on page 39.

<sup>2</sup> The postcode of a student's home address was not recorded.

#### By disadvantaged student group

**Table 19** Number of CSO-funded students who commenced, continued and/or completed enrolments in subjects only by disadvantaged student group  
For Period (1 January 2018 to 31 December 2018)  
Extracted 15 Feb 2019  
Source: NSW Department of Industry's On Line Validation System (OLiV)

Disadvantaged student group <sup>1</sup>	Commencements	Continuing	Completions
Aboriginal or Torres Strait Islanders	1,584	210	1,471
Students with disabilities	2,463	303	2,200
Students living in a regional area	3,075	393	2,705
Students living in a remote area	4,506	241	4,314

<sup>1</sup> As a student may fall into one or more group this table does not include totals.

# Apprenticeships and traineeships

## Training contract approvals for apprenticeships and traineeships

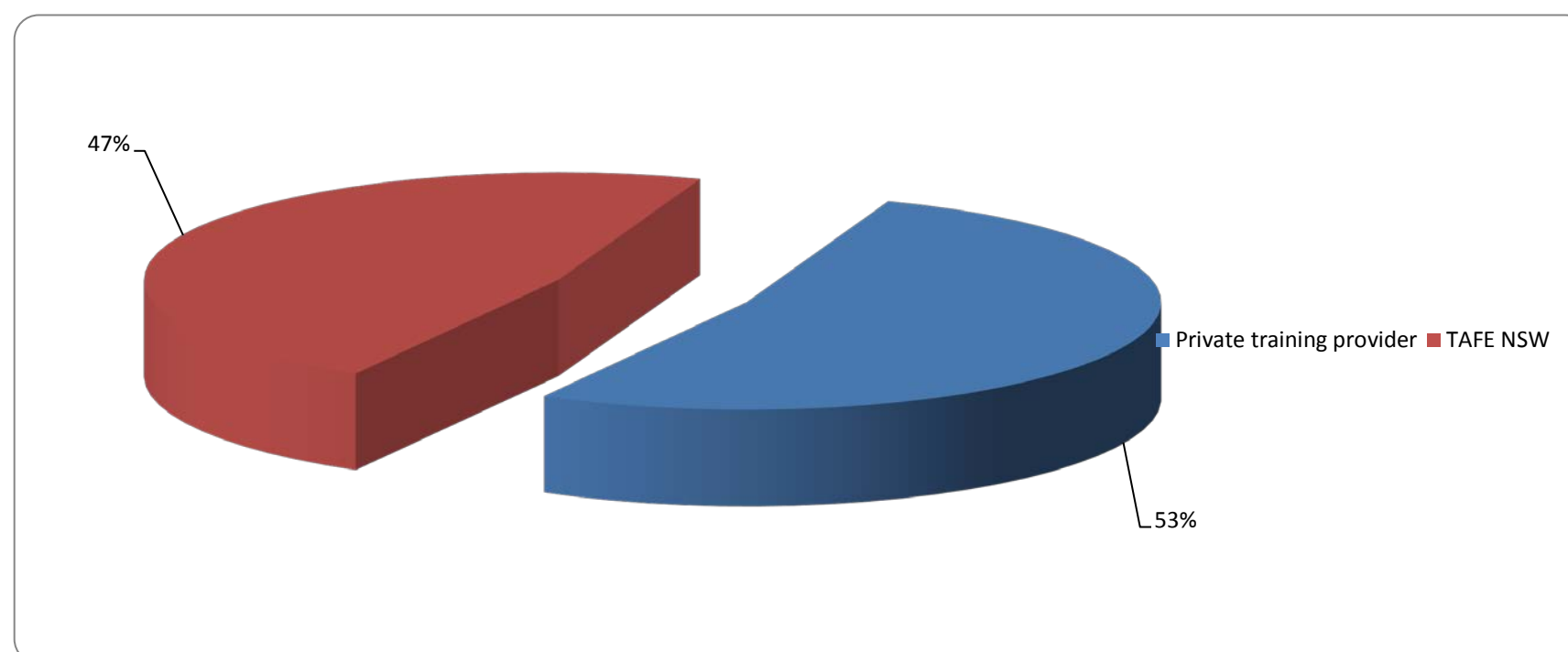
### By training provider type

**Table 20 Training contract approvals by training provider type**  
For Period YTD: 1 January to 31 December 2018; previous YTD: 1 January to 31 December 2017; and 2017 calendar year  
Extracted 30 January 2019  
Source: The NSW Department of Industry's Integrated Vocational Education and Training System (IVETS).

Training provider type	YTD	Previous YTD	Previous CY
Private training provider	24,304	25,148	25,148
TAFE NSW	21,932	21,961	21,961
Unknown <sup>1</sup>	-	-	-
<b>Total</b>	<b>46,236</b>	<b>47,109</b>	<b>47,109</b>

<sup>1</sup> Interstate public training providers who have training contracts with NSW-based apprentices.

**Figure 3 Training contract approval by training provider type (YTD: 1 January to 31 December 2018)**  
For Period YTD: 1 January to 31 December 2018; previous YTD: 1 January to 31 December 2017; and 2017 calendar year  
Extracted 30 January 2019  
Source: The NSW Department of Industry's Integrated Vocational Education and Training System (IVETS).





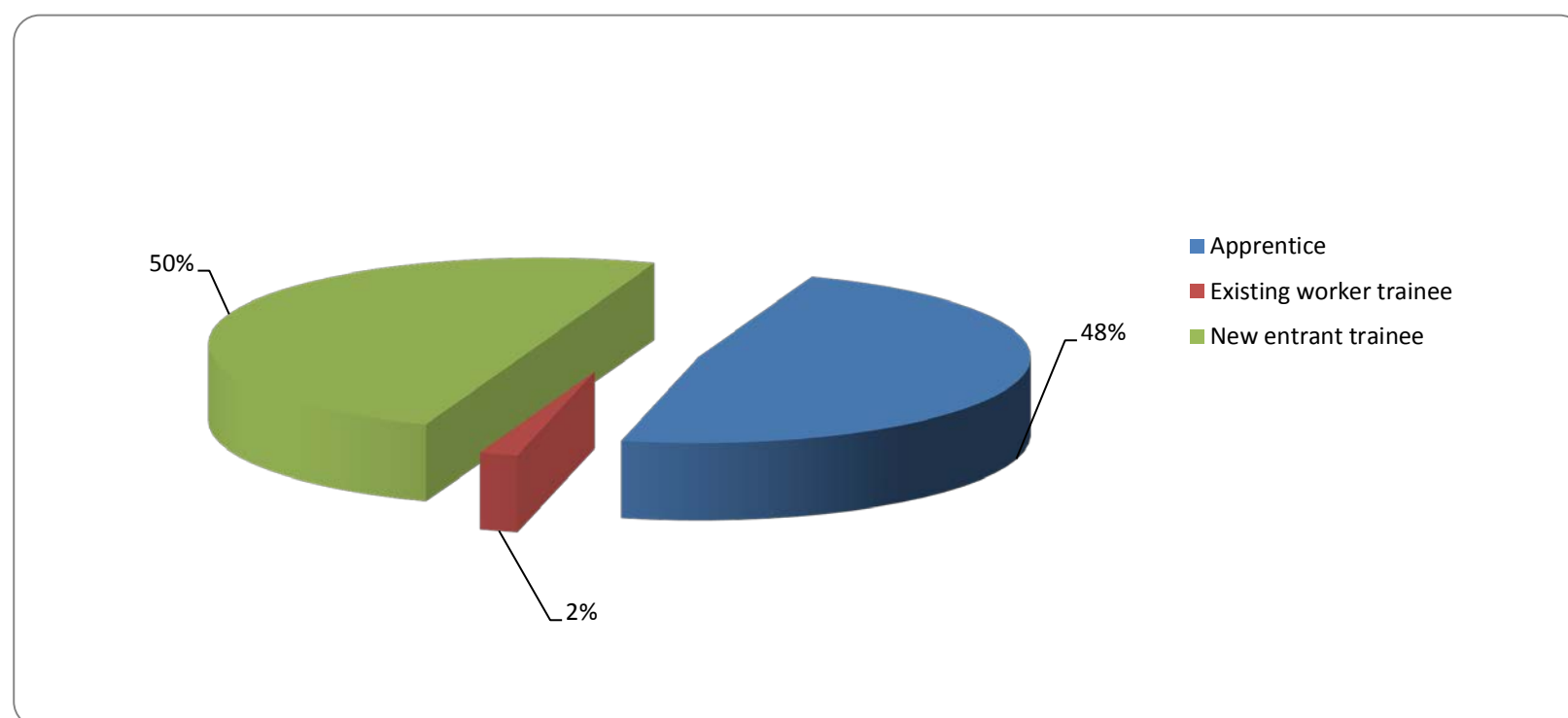
# Apprenticeships and traineeships

## By student type

**Table 21 Training contract approvals by student type**  
For Period YTD: 1 January to 31 December 2018; previous YTD: 1 January to 31 December 2017; and 2017 calendar year  
Extracted 30 January 2019  
Source: The NSW Department of Industry's Integrated Vocational Education and Training System (IVETS).

Student type	YTD	Previous YTD	Previous CY
Apprentice	22,273	22,094	22,094
Existing worker trainee	865	936	936
New entrant trainee	23,098	24,079	24,079
<b>Total</b>	<b>46,236</b>	<b>47,109</b>	<b>47,109</b>

**Figure 4 Training contract approvals by student type**  
For Period YTD: 1 January to 31 December 2018  
Extracted 30 January 2019  
Source: The NSW Department of Industry's Integrated Vocational Education and Training System (IVETS).



## By disadvantaged student group

**Table 22 Training contract approvals by disadvantaged student group**  
For Period YTD: 1 January to 31 December 2018; previous YTD: 1 January to 31 December 2017; and 2017 calendar year  
Extracted 30 January 2019  
Source: The NSW Department of Industry's Integrated Vocational Education and Training System (IVETS).

Disadvantaged student group <sup>1</sup>	YTD	Previous YTD	Previous CY
Aboriginal or Torres Strait Islanders	3,332	3,207	3,207
Students with disabilities	1,321	1,300	1,300
Students living in a regional area	9,293	9,551	9,551
Students living in a remote area	9,879	10,087	10,087
Women in non-traditional trades	1,313	1,179	1,179

<sup>1</sup> As a student may fall into one or more group this table does not include totals. Also, data is not collected about individuals on a training contract who hold a humanitarian visa or are long-term unemployed.

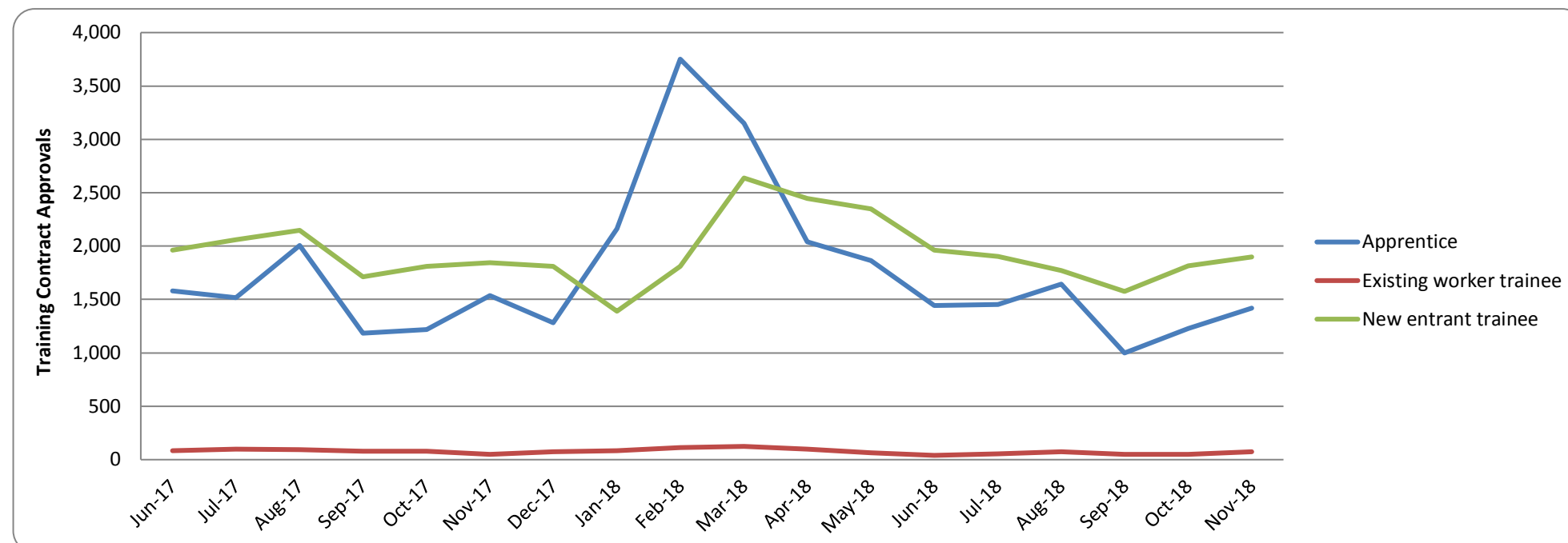


## Apprenticeships and traineeships

### By month (for previous 18 months)

Figure 5 Training contract approvals by month  
For Period previous 18 months  
Extracted 30 January 2019

Source: The NSW Department of Industry's Integrated Vocational Education and Training System (IVETS).



## By region

Table 23 Training contract approvals by region  
For Period YTD: 1 January to 31 December 2018; previous YTD: 1 January to 31 December 2017; and 2017 calendar year  
Extracted 30 January 2019

Source: The NSW Department of Industry's Integrated Vocational Education and Training System (IVETS).

Region <sup>1</sup>	YTD	Approvals as % of a region's population (YTD)	Previous YTD	Previous CY
Capital Region	1,473	0.71%	1,546	1,546
Central Coast	1,770	0.57%	1,822	1,822
Central West	1,511	0.77%	1,420	1,420
Coffs Harbour–Grafton	791	0.61%	808	808
Far West and Orana	923	0.81%	793	793
Hunter Valley excluding Newcastle	2,052	0.84%	2,507	2,507
Illawarra	2,012	0.73%	1,847	1,847
Mid North Coast	1,313	0.65%	1,350	1,350
Murray	830	0.75%	747	747
New England and North West	1,536	0.87%	1,525	1,525
Newcastle and Lake Macquarie	2,900	0.85%	3,133	3,133
Richmond–Tweed	1,277	0.56%	1,327	1,327
Riverina	1,646	1.10%	1,643	1,643
Southern Highlands and Shoalhaven	972	0.71%	944	944
Sydney	24,343	0.55%	24,954	24,954
Unknown <sup>2</sup>	887	N/A	743	743
<b>Total</b>	<b>46,236</b>	<b>0.64%</b>	<b>47,109</b>	<b>47,109</b>

<sup>1</sup> For the area a region covers see Figure 10 on page 39.

<sup>2</sup> Not enough data to map training location to a NSW region.

## Apprenticeships and traineeships

### Top five Apprenticeships and Traineeships by training contract approvals

#### Top five Apprenticeships for year to date

**Table 24 Top five apprenticeship by qualification**  
For Period YTD: 1 January to 31 December 2018  
Extracted 30 January 2019  
Source: The NSW Department of Industry's Integrated Vocational Education and Training System (IVETS).

Apprenticeship qualification	YTD
Electrotechnology - Electrician Certificate III	3,375
Carpentry Certificate III	3,154
Plumbing Certificate III	1,820
Automotive - Light Vehicle Mechanical Technology Certificate III	1,438
Hospitality - Commercial Cookery Certificate III	1,063

#### Top five Apprenticeships for previous year to date

**Table 25 Top five apprenticeship by qualification**  
For Period previous YTD: 1 January to 31 December 2017  
Extracted 30 January 2019  
Source: The NSW Department of Industry's Integrated Vocational Education and Training System (IVETS).

Apprenticeship qualification	Previous YTD
Carpentry Certificate III	3,135
Electrotechnology - Electrician Certificate III	2,940
Plumbing Certificate III	1,924
Automotive - Light Vehicle Mechanical Technology Certificate III	1,494
Hospitality - Commercial Cookery Certificate III	1,197

#### Top five Traineeships for year to date

**Table 26 Top five traineeships by qualification**  
For Period YTD: 1 January to 31 December 2018  
Extracted 30 January 2019  
Source: The NSW Department of Industry's Integrated Vocational Education and Training System (IVETS).

Traineeship qualification	YTD
Community Services - Early Childhood Education and Care Certificate III	2,672
Retail Certificate III	1,877
Transport and Logistics - Driving Operations Certificate III	1,458
Business Services - Customer Engagement Certificate III	1,176
Transport and Logistics - Warehousing Operations Certificate III	1,138

## Apprenticeships and traineeships

### Top five traineeships for previous year to date

Table 27 Top five traineeships by qualification (previous YTD: 1 January to 31 December 2017)  
For Period previous YTD: 1 January to 31 December 2017

Extracted 30 January 2019

Source: The NSW Department of Industry's Integrated Vocational Education and Training System (IVETS).

Traineeship qualification	Previous YTD
Community Services - Early Childhood Education and Care Certificate III	2,583
Retail Certificate III	2,414
Hospitality Certificate III	1,292
Transport and Logistics - Driving Operations Certificate III	1,210
Business Services - Customer Engagement Certificate III	1,195

### Apprentices and trainees in training

Table 28 Number of apprentices and trainees in training  
For Period as at 30 January 2019

Extracted 30 January 2019

Source: The NSW Department of Industry's Integrated Vocational Education and Training System (IVETS).

Student type	Number
Apprentices	57,003
Existing worker trainees	1,470
New entrant trainees	27,615
<b>Total</b>	<b>86,088</b>

### Training contract completion rates for Apprenticeships and Traineeships

Table 29 Contract completion rates for apprenticeships and traineeships  
For Period calendar years 2016 and 2017

Extracted 30 January 2019

Source: The NSW Department of Industry's Integrated Vocational Education and Training System (IVETS).

Contract type	2017 (%)	2016 (%)
Apprenticeship	58.8%	57.7%
Traineeship	61.9%	62.6%
<b>Total</b>	<b>60.6%</b>	<b>60.8%</b>

## Apprenticeships and traineeships

### Bert Evans Apprentice Scholarships

The Bert Evans Apprentice Scholarships assist apprentices in NSW who have demonstrated:

- hardship in their personal circumstances
- an aptitude for VET that will lead them to complete their trade training successfully
- a positive attitude and application in the workplace and in off-the-job training.

Source: NSW Department of Industry

**Table 30** Number of students receiving a Bert Evans Scholarship  
For Period calendar years 2016 and 2017  
Extracted 30 January 2019  
Source: NSW Department of Industry

	2018	2017	2016
Scholarships awarded	85	75	72

# Smart and Skilled Program

Smart and Skilled is a NSW Government's initiative to create a successful contestable VET market in NSW, achieve the goals of VET reform and the skill priorities of NSW.

Smart and Skilled delivers subsidised training under+A703 two broad categories known as 'program streams'— these are Entitlement and Targeted Priorities.

The Entitlement program stream encourages individuals to gain a post-school qualification at the Certificate I, II or III level and also includes apprenticeships and traineeships (which may be at the Certificate IV, Diploma or Advanced Diploma level). The Targeted Priorities program stream encourages individuals to gain a post-school qualification at the Certificate IV, Diploma or Advanced Diploma level.

Each program stream contains several 'programs'. The Entitlement program stream contains the:

- Entitlement Foundation Skills Program
- Entitlement Full Qualifications Program
- Entitlement Apprenticeships and Traineeships Program.

The Targeted Priorities program stream contains the:

- Targeted Priorities Full Qualifications Program
- Targeted Priorities Prevocational and Part Qualification Program.

A student may participate in more than one Smart and Skilled program, training provider or region.

Smart and Skilled commenced on 1 January 2015. Please consider this when comparing 2015 YTD and 2016 YTD data.

## Enrolments

### By Smart and Skilled program

**Table 31 Commencing, continuing and completed enrolments by Smart and Skilled program**  
For Period YTD: 1 January to 31 December 2018; previous YTD: 1 January to 31 December 2017; and 2017 calendar year  
Extracted 06 Mar 2019

Source: The NSW Department of Industry's Integrated Vocational Education and Training System (IVETS).

Smart and Skilled program	Commencements	Continuing	Completions
Entitlement – Apprenticeships	21,707	17,566	7,402
Entitlement – Traineeships	18,729	4,202	9,635
Entitlement Foundation Skills	15,083	149	7,307
Entitlement Full Qualifications	69,343	4,707	29,706
Other (Full Qualifications) <sup>1</sup>	-	1	-
Targeted Priorities (TP) Full Qualifications	10,651	3,168	5,999
TP Prevocational and Part Qualifications –Pre-apprenticeship <sup>2</sup>	1,435	2	-
TP Prevocational and Part Qualifications –Pre-traineeship <sup>3</sup>	1,974	10	-
TP Prevocational and Part Qualifications – Prevocational <sup>3</sup>	3,489	64	-
TP Prevocational and Part Qualifications – Targeted Skills <sup>4</sup>	20,348	271	1
<b>Total</b>	<b>162,759</b>	<b>30,140</b>	<b>60,050</b>

<sup>1</sup>The training falls under an existing Smart and Skilled program but could not be processed with the standard method.

<sup>2</sup>Part qualifications that assist individuals to gain an apprenticeship or traineeship.

<sup>3</sup>Part or full qualifications that assist individuals to gain employment or enrol in further education.

<sup>4</sup>Part qualifications for priority groups and industries to assist individuals to upgrade their training and/or learn new skills for employment.

# Smart and Skilled Program

## By disadvantaged student group

**Table 32 Commencing, continuing and completed enrolments by disadvantaged student group**

For Period YTD: 1 January to 31 December 2018

Extracted 06 Mar 2019

Source: The NSW Department of Industry's Integrated Vocational Education and Training System (IVETS).

Disadvantaged student group <sup>1</sup>	Commencements	Continuing	Completions
Aboriginal or Torres Strait Islanders	15,743	1,876	4,199
Students with disabilities	15,659	1,296	6,011
Humanitarian visa holders	3,767	71	1,659
Long-term unemployed	6,652	480	2,438
Students living in a regional area	34,363	6,572	13,349
Students living in a remote area	13,652	2,514	4,767

<sup>1</sup>As a student may fall into one or more group this table does not include totals.

## By region

**Table 33 Commencing, continuing and completed enrolments by region**

For Period YTD: 1 January to 31 December 2018

Extracted 06 Mar 2019

Source: The NSW Department of Industry's Integrated Vocational Education and Training System (IVETS).

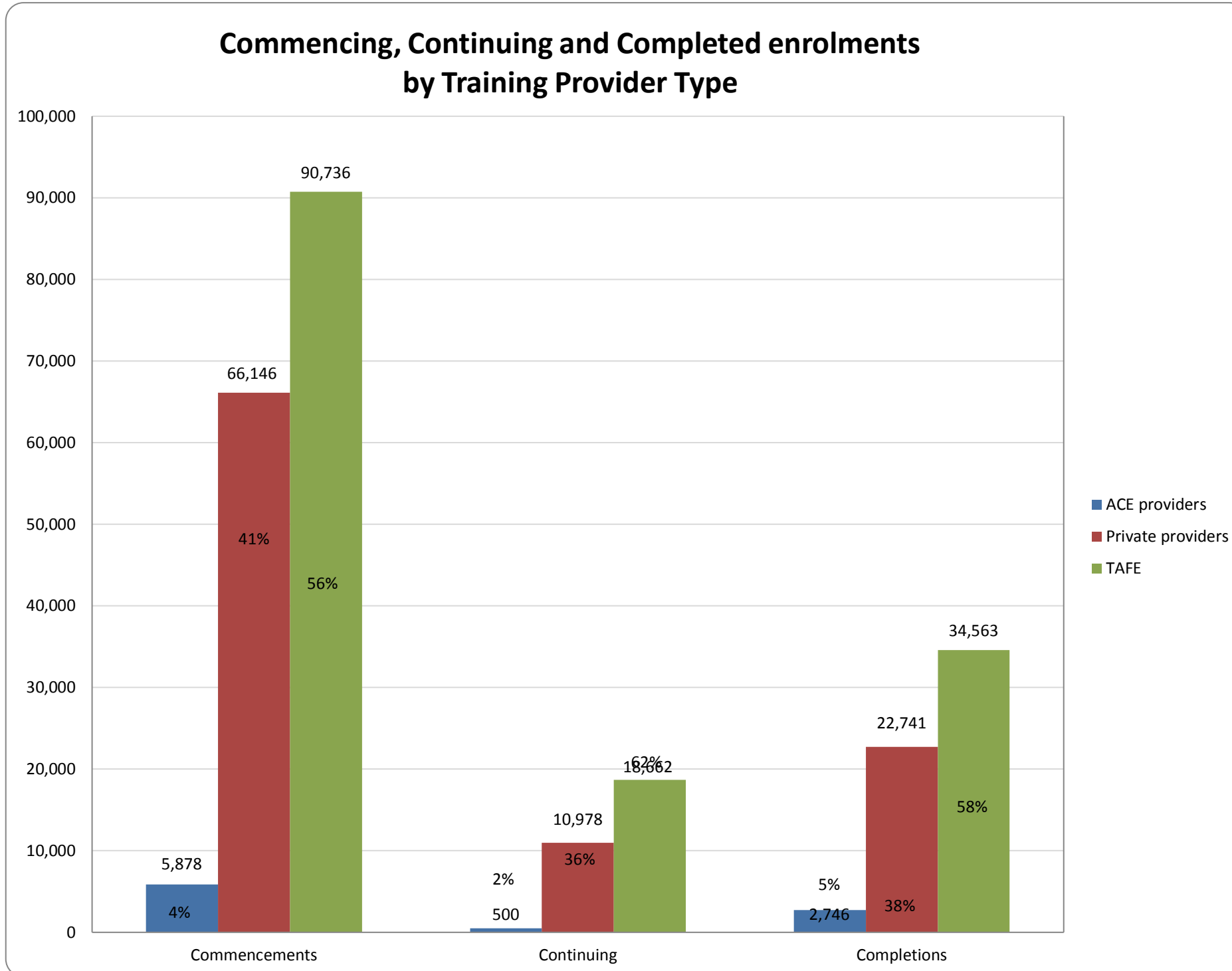
Region <sup>1</sup>	Commencements	Continuing	Completions
Capital Region	3,123	480	1,141
Central Coast	6,645	1,102	2,901
Central West	6,640	861	1,958
Coffs Harbour–Grafton	3,766	753	1,512
Far West and Orana	4,303	475	955
Hunter Valley excluding Newcastle	5,762	1,290	2,497
Illawarra	7,217	1,341	3,245
Mid North Coast	6,599	787	2,316
Murray	1,867	257	590
New England and North West	7,001	822	1,995
Newcastle and Lake Macquarie	10,625	2,240	4,706
Richmond–Tweed	5,681	1,154	2,709
Riverina	5,350	939	1,429
Southern Highlands and Shoalhaven	2,690	445	946
Sydney	85,326	17,107	31,137
<b>Total</b>	<b>162,595</b>	<b>30,053</b>	<b>60,037</b>

<sup>1</sup>For the area a region covers see Figure 10 on page 39.

# Smart and Skilled Program

## By training provider type

Figure 4 Commencing, continuing and completed enrolments by training provider type  
 For Period YTD: 1 January to 31 December 2018  
 Extracted 06 Mar 2019  
 Source: The NSW Department of Industry's Integrated Vocational Education and Training System (IVETS).





# Smart and Skilled Program

## Students

A student may participate in more than one Smart and Skilled program, training provider or region.

### By Smart and Skilled program

**Table 34** Number of students who commenced, continued and/or completed a qualification or accredited course under a Smart and Skilled program

For Period YTD: 1 January to 31 December 2018

Extracted 06 Mar 2019

Source: The NSW Department of Industry's Integrated Vocational Education and Training System (IVETS).

Smart and Skilled program	Commencements	Continuing	Completions
Entitlement – Apprenticeships	21,275	17,474	7,398
Entitlement – Traineeships	18,250	4,184	9,612
Entitlement Foundation Skills	12,773	148	6,412
Entitlement Full Qualifications	64,408	4,690	28,859
Other (Full Qualifications) <sup>1</sup>	-	1	-
Targeted Priorities (TP) Full Qualifications	10,304	3,134	5,923
TP Prevocational and Part Qualifications – Part Qualifications Pre-apprenticeship <sup>2</sup>	1,407	2	-
TP Prevocational and Part Qualifications – Part Qualifications Pre-traineeship <sup>2</sup>	1,931	10	-
TP Prevocational and Part Qualifications – Part Qualifications Prevocational <sup>3</sup>	3,339	64	-
TP Prevocational and Part Qualifications – Targeted Skills <sup>4</sup>	18,195	269	1
<b>Overall unique student number<sup>5</sup></b>	<b>145,522</b>	<b>29,901</b>	<b>57,537</b>

<sup>1</sup>The training falls under an existing Smart and Skilled program but could not be processed with the standard method.

<sup>2</sup>Part qualifications that assist individuals to gain an apprenticeship or traineeship.

<sup>3</sup>Part or full qualifications that assist individuals to gain employment or enrol in further education.

<sup>4</sup>Part qualifications for priority groups and industries to assist individuals to upgrade their training and/or learn new skills for employment.

<sup>5</sup>The overall unique student number is not a total.

### By region

**Table 35** Number of students who commenced, continued and/or completed a qualification or accredited course under a Smart and Skilled program by region

For Period YTD: 1 January to 31 December 2018

Extracted 06 Mar 2019

Source: The NSW Department of Industry's Integrated Vocational Education and Training System (IVETS).

Region <sup>1</sup>	Commencements	Commencements as % of a region's population	Continuing	Completions
Capital Region	2,926	1.41%	476	1,125
Central Coast	6,195	1.98%	1,101	2,832
Central West	6,155	3.13%	860	1,923
Coffs Harbour–Grafton	3,500	2.68%	752	1,466
Far West and Orana	3,952	3.48%	469	912
Hunter Valley excluding Newcastle	5,386	2.21%	1,288	2,424
Illawarra	6,737	2.44%	1,338	3,171
Mid North Coast	5,973	2.97%	781	2,214
Murray	1,768	1.60%	253	580
New England and North West	6,311	3.58%	820	1,908



# Smart and Skilled Program

**Table 35** Number of students who commenced, continued and/or completed a qualification or accredited course under a Smart and Skilled program by region (Cont.)

For Period YTD: 1 January to 31 December 2018

Extracted 06 Mar 2019

Source: The NSW Department of Industry's Integrated Vocational Education and Training System (IVETS).

Region <sup>1</sup>	Commencements	Commencements as % of a region's population	Continuing	Completions
Newcastle and Lake Macquarie	9,825	2.87%	2,225	4,556
Richmond-Tweed	5,012	2.20%	1,137	2,540
Riverina	4,968	3.31%	936	1,411
Southern Highlands and Shoalhaven	2,517	1.84%	440	924
Sydney	76,363	1.74%	16,966	29,722

<sup>1</sup>For the area a region covers see Figure 10 on page 39.

<sup>2</sup>The overall unique student number is not the same as a total.

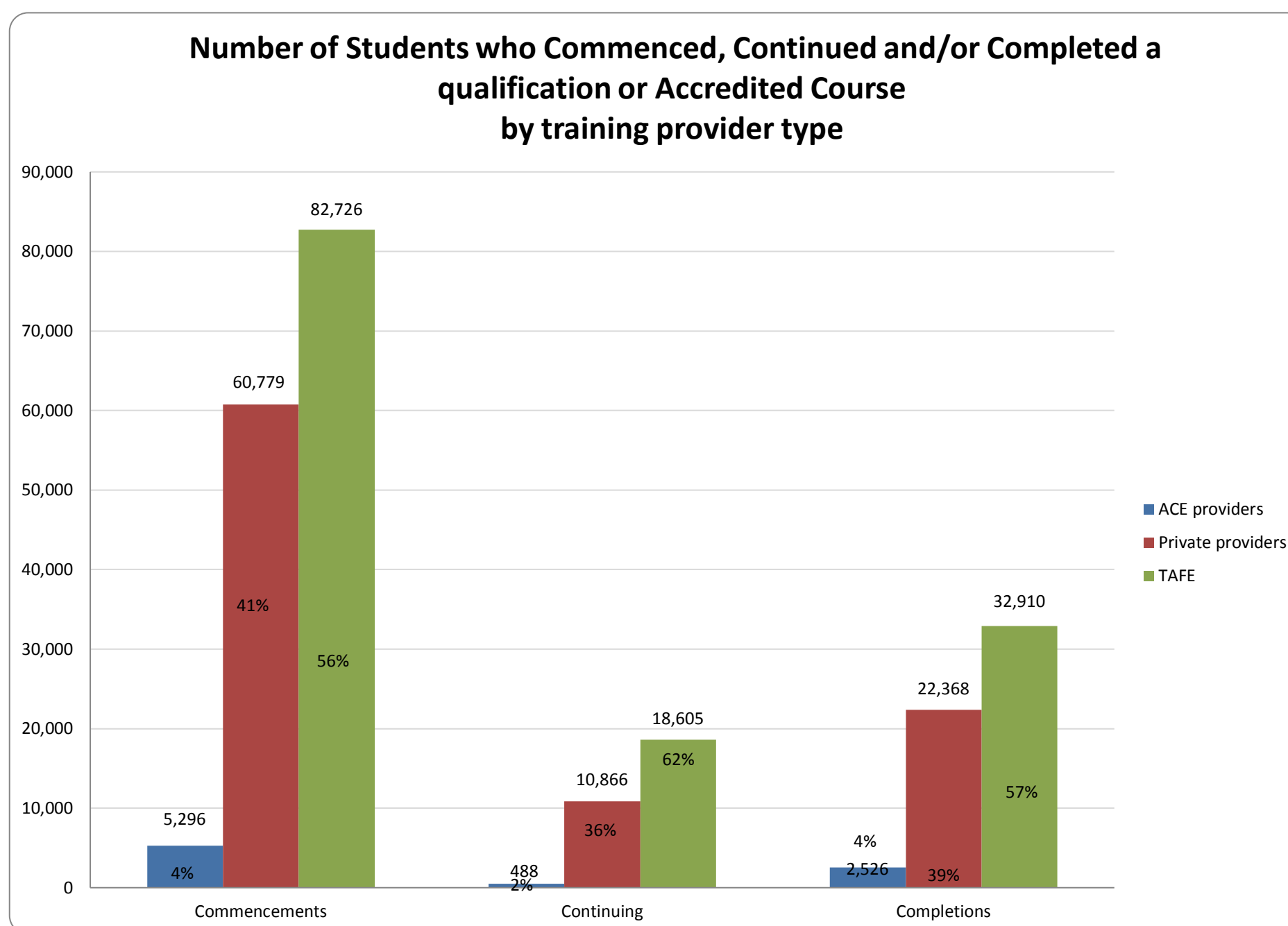
## By training provider type

**Figure 5** Number of students who commenced, continued and/or completed a qualification or accredited course by training provider type

For Period YTD: 1 January to 31 December 2018

Extracted 06 Mar 2019

Source: The NSW Department of Industry's Integrated Vocational Education and Training System (IVETS).



# Smart and Skilled Program

## Smart and Skilled training providers

A 'Smart and Skilled training provider' means a registered training organisation the NSW Department of Industry that has contracted to offer government-subsidised training under Smart and Skilled.

### By Smart and Skilled programs with regional approvals

**Table 36** Number of Smart and Skilled training providers with regional training delivery approvals by Smart and Skilled program  
For Period as at 06 Mar 2019  
Extracted 06 Mar 2019  
Source: The NSW Department of Industry's Integrated Vocational Education and Training System (IVETS).

Region <sup>1</sup>	No. of approved training providers	
	Entitlement Full Qualifications Program	Targeted Priorities Full Qualification Program
Capital Region	26	26
Central Coast	45	30
Central West	31	25
Coffs Harbour–Grafton	19	17
Far West and Orana	30	13
Hunter Valley excluding Newcastle	44	29
Illawarra	49	37
Mid North Coast	29	29
Murray	11	12
New England and North West	29	28
Newcastle and Lake Macquarie	60	40
Richmond–Tweed	31	26
Riverina	31	28
Southern Highlands and Shoalhaven	30	26
Sydney	177	197

<sup>1</sup>For the area a region covers see Figure 10 on page 39.

### By Smart and Skilled programs with state wide approvals

**Table 37** Number of Smart and Skilled training providers with state wide training delivery approvals by Smart and Skilled program  
For Period as at 06 Mar 2019  
Extracted 06 Mar 2019  
Source: The NSW Department of Industry's Integrated Vocational Education and Training System (IVETS).

Smart and Skilled program	Training providers
Entitlement Apprenticeships and Traineeships	321
Entitlement Foundation Skills	44

# Smart and Skilled Program

## Top 10 qualifications

### By commencements

**Table 38 Top 10 qualifications by commencements**

For Period YTD: 1 January to 31 December 2018

Extracted 06 Mar 2019

Source: The NSW Department of Industry's Integrated Vocational Education and Training System (IVETS).

Qualification	Commencements
Certificate III in Individual Support	8,950
Certificate III in Early Childhood Education and Care	8,107
Certificate III in Business Administration	5,525
Certificate III in Carpentry	3,622
Certificate III in Electrotechnology Electrician	3,552
Certificate III in Hospitality	3,380
Certificate III in Retail	3,082
Certificate III in Warehousing Operations	3,039
Certificate III in Business	2,258
Certificate III in Education Support	2,210

### By continuing enrolments

**Table 39 Top 10 qualifications by continuing enrolments**

For Period YTD: 1 January to 31 December 2018

Extracted 06 Mar 2019

Source: The NSW Department of Industry's Integrated Vocational Education and Training System (IVETS).

Qualification	Continuing
Certificate III in Electrotechnology Electrician	4,282
Certificate III in Carpentry	2,686
Certificate III in Plumbing	1,594
Certificate III in Light Vehicle Mechanical Technology	1,110
Diploma of Early Childhood Education and Care	821
Certificate III in Engineering - Fabrication Trade	786
Certificate III in Early Childhood Education and Care	682
Certificate III in Air-conditioning and Refrigeration	682
Certificate III in Individual Support	571
Certificate III in Engineering - Mechanical Trade	465

### By completions

**Table 40 Top 10 qualifications by completions**

For Period YTD: 1 January to 31 December 2018

Extracted 06 Mar 2019

Source: The NSW Department of Industry's Integrated Vocational Education and Training System (IVETS).

Qualification	Completions
Certificate III in Individual Support	4,177
Certificate III in Early Childhood Education and Care	3,893
Certificate III in Business Administration	2,604
Certificate III in Hospitality	1,426
Certificate III in Carpentry	1,344
Certificate III in Retail	1,330
Certificate III in Warehousing Operations	1,028
Certificate III in Education Support	984
Certificate IV in Leadership and Management	965
Certificate III in Business	940

<sup>1</sup> This qualification (code BSB30415) supersedes and is equivalent to the Certificate III in Business (code BSB30412).

# Smart and Skilled Program

## Fee-Free Scholarships

Fee-Free Scholarships are part of the NSW Government's commitment under the Reskilling NSW strategy. The strategy provides \$48 million over four years for 200,000 Smart and Skilled concession-eligible 15 to 30 year olds. Fee-Free Scholarships are available to eligible students who undertake study with an approved Smart and Skilled training provider for a qualification from certificate level I to IV that is on the NSW Skills List, with priority giving to eligible social housing residents. Fee-Free Scholarships have been available since 1 July 2015.

### By region and training provider type

**Table 41** Number of Fee-Free Scholarships by region and training provider type  
For Period 1 July 2015 to 7 January 2019  
Extracted 7 January 2019

Source: The NSW Department of Industry's Integrated Vocational Education and Training System (IVETS).

Region <sup>1</sup>	Fee-Free Scholarships	Training provider type	
		TAFE NSW	Private training provider
Capital Region	1,602	1,025	577
Central Coast	4,164	2,715	1,449
Central West	2,854	2,320	534
Coffs Harbour–Grafton	3,491	3,120	371
Far West and Orana	923	721	202
Hunter Valley excluding Newcastle	3,131	2,075	1,056
Illawarra	4,157	2,437	1,720
Mid North Coast	5,084	4,274	810
Murray	920	604	316
New England and North West	2,199	1,897	302
Newcastle and Lake Macquarie	6,308	4,461	1,847
Richmond–Tweed	4,608	3,965	643
Riverina	2,080	1,455	625
Southern Highlands and Shoalhaven	1,427	711	716
Sydney	36,036	28,255	7,781
<b>Total</b>	<b>78,984</b>	<b>60,035</b>	<b>18,949</b>

<sup>1</sup>For the area a region covers see Figure 10 on page 39.

### By region and selected student characteristics

**Table 42** Number of Fee-Free Scholarships by region and selected student characteristics  
For Period 1 July 2015 to 7 January 2019  
Extracted 7 January 2019

Source: The NSW Department of Industry's Integrated Vocational Education and Training System (IVETS).

Region <sup>1</sup>	Male	Female	Living in social housing	Holding a humanitarian visa
Capital Region	509	1,093	101	1
Central Coast	1,299	2,864	251	3
Central West	865	1,987	173	4
Coffs Harbour–Grafton	1,218	2,273	110	47
Far West and Orana	350	573	33	-
Hunter Valley excluding Newcastle	992	2,139	188	4
Illawarra	1,615	2,541	460	42
Mid North Coast	1,739	3,340	126	-
Murray	325	595	95	23
New England and North West	665	1,532	94	3
Newcastle and Lake Macquarie	2,553	3,753	483	23
Richmond–Tweed	1,774	2,828	113	1
Riverina	618	1,462	173	8
Southern Highlands and Shoalhaven	541	885	142	-
Sydney	11,787	24,229	2,607	1,075
<b>Total</b>	<b>26,850</b>	<b>52,094</b>	<b>5,149</b>	<b>1,234</b>

<sup>1</sup>For the area a region covers see Figure 10 on page 39.

# Smart and Skilled Program

**Table 43** Number of Fee-Free Scholarships by region and age cohort  
For Period 1 Dec 2017 to 30 Nov 2018  
Extracted 06 Mar 2019

Source: The NSW Department of Industry's Integrated Vocational Education and Training System (IVETS).

Region <sup>1</sup>	15–19 years	20–24 years	25–30 years
Capital Region	608	530	456
Central Coast	1,589	1,369	1,094
Central West	964	973	903
Coffs Harbour–Grafton	1,289	1,175	977
Far West and Orana	309	346	262
Hunter Valley excluding Newcastle	1,250	1,072	789
Illawarra	1,435	1,590	1,111
Mid North Coast	1,941	1,662	1,416
Murray	355	326	238
New England and North West	791	774	630
Newcastle and Lake Macquarie	2,361	2,260	1,611
Richmond–Tweed	1,770	1,520	1,269
Riverina	642	725	706
Southern Highlands and Shoalhaven	525	510	369
Sydney	10,829	12,749	12,028
<b>Total</b>	<b>26,658</b>	<b>27,581</b>	<b>23,859</b>

<sup>1</sup>For the area a region covers see Figure 10 on page 39.

# Glossary

<b>ACE</b>	Adult and Community Education
<b>Accredited vocational training</b>	Education approved by the Australian Skills Quality Authority.
<b>Active provider</b>	A Smart and Skilled contracted training provider who has delivered training under their Smart and Skilled contract.
<b>Adult and Community Education</b>	A not-for profit, community-owned organisation with a primary focus on adult education. The ACE sector delivers courses relating to leisure, personal and community development, employment skills, preparation for VET and nationally recognised programs of study.
<b>AEDO</b>	Aboriginal Enterprise Development Officer Program
<b>Apprentice</b>	An employee who is party to an apprenticeship to learn a trade on-the-job under a qualified tradesperson and off-the-job with a registered training organisation.
<b>Approval (training contract)</b>	The official confirmation by Training Services NSW that an apprenticeship or traineeship has commenced with an employer.
<b>Approved (training provider)</b>	A training provider has been offered and has accepted a Smart and Skilled contract.
<b>Approved qualification</b>	A qualification that a training provider is approved to deliver under Smart and Skilled.
<b>AQF</b>	Australian Quality Framework
<b>ASDB</b>	The NSW Department of Industry's Aboriginal Services Database.
<b>ATSI</b>	Aboriginal or Torres Strait Islander
<b>Australian Quality Framework</b>	<p>The national policy for regulated qualifications in the Australian education and training system.</p> <p>The AQF incorporates the quality assured qualifications from each education and training sector into a single comprehensive national qualifications framework. The AQF defines the qualification levels issued by schools, vocational education and training providers and higher education.</p> <p>The AQF qualifications that apply to VET are Certificate levels I to IV, Diploma and Advanced Diploma, as well as Graduate Certificate and Graduate Diploma.</p> <p>Maintaining the AQF is a shared responsibility of the Commonwealth, state and territory governments.</p>
<b>Bert Evans Apprentice Scholarships</b>	<p>These scholarships assist apprentices in NSW who have demonstrated:</p> <ul style="list-style-type: none"> <li>• hardship in their personal circumstances</li> <li>• an aptitude for VET that will lead them to complete their trade training successfully</li> <li>• a positive attitude and application in the workplace and in off-the-job training.</li> </ul> <p>A maximum of 50 scholarships are awarded annually, including 10 NSW Country Apprentice Scholarships.</p>
<b>Commencement</b>	Occurs when a student begins to participate in training for a qualification or accredited course; or, for a subject-only enrolment, begins to participate in a module or unit of competency that is scheduled to be completed in the current year.
<b>Commitment</b>	Represents a commitment by government to subsidise a training provider for the cost of training an approved prospective student in an approved qualification, accredited course or subject-only enrolment.
<b>Community service obligation (CSO)</b>	A service with an identifiable community or social benefit that cannot be supplied under commercial costs and conditions, and that government subsidises.
<b>Continuing</b>	A student who is continuing training for a qualification or accredited course in a subsequent year to the commencement year and who is still training at the time of this report; or, for a subject-only enrolment, an enrolment in a module or unit of competency that is scheduled to be completed in a future year.
<b>Completion</b>	A student who has successfully completed a qualification or accredited course; or, for a subject-only enrolment, has completed a module or unit of competency.
<b>Completion Rate</b>	
<b>CSO</b>	Community service obligation
<b>Disadvantaged student group</b>	A student who falls into one or more equity categories of: being an Aboriginal or Torres Strait Islander, being disabled, being a humanitarian visa holder, being long-term unemployed, or living in a regional or remote area.



<b>Enrolment</b>	The engagement and participation of a student in an approved qualification, accredited course or subject-only training.
<b>Existing worker trainee</b>	A long-term employee (greater than three months full time or 12 months part time) who is party to a traineeship to learn a recognised vocation on-the-job under supervision and off-the-job with a training provider.
<b>Fee for service</b>	A VET qualification or accredited course that is not subsidised by government (a student or their employer pays the full fee for the training).
<b>Fee-Free Scholarships</b>	Part of the NSW Government's commitment under the Reskilling NSW strategy. It provides \$48 million over 4 years (starting on 1 July 2015) for 200,000 scholarships. The scholarships cover the fee for any Certificate I to IV level qualification on the NSW Skills List. To be eligible, a student must be aged between 15 and 30 years and eligible for Smart and Skilled's concession fee (with priority given to social housing residents); or living (or have lived) in out-of-home care; or someone who has experienced (or is experiencing) domestic/family violence.
<b>FY</b>	Financial year
<b>Jobs of Tomorrow Scholarships</b>	The Program provides \$25 million over four years (starting in 2016) for 25,000 scholarships in science, technology, engineering and mathematics (STEM) VET qualifications. Eligible students receive a \$1,000 scholarship to encourage them to enrol and complete a STEM qualification. In each calendar year, the first 6,250 eligible students who apply and commence training will be offered a scholarship.
<b>IVETS</b>	The NSW Department of Industry's Integrated Vocational Education and Training Services database.
<b>NCAP</b>	New Careers for Aboriginal People Program
<b>NCVER</b>	National Centre for Vocational Education Research
<b>New entrant trainee</b>	An employee who is party to a traineeship to learn a recognised vocation on-the-job under supervision and off-the-job with a training provider.
<b>Non-accredited vocational training</b>	Education with a vocational intent that is non-assessable and not recognised under the AQF.
<b>NSW Ageing Strategy</b>	NSW Government commitment to support seniors in the community with a range of programs and initiatives.
<b>OLiV</b>	The NSW Department of Industry's On Line Validation System.
<b>Private training provider</b>	A non-TAFE training provider that is registered with the Australian Skills Quality Authority, and can deliver nationally recognised courses and award AQF VET qualifications.
<b>Qualification</b>	A nationally recognised qualification under the Australian Qualifications Framework (AQF).
<b>Recognition of prior learning</b>	Recognition of prior learning (RPL) involves the assessment of the previously unrecognised skills and knowledge an individual has achieved outside the formal education and training system. This assessment determines the extent to which that individual has achieved the required learning outcomes, competency outcomes, or standards for entry to, and/or partial or total completion of a program of study without the need for further study.
<b>Region</b>	There are 15 training regions (which are based on Australian Bureau of Statistics SA4 level). See Figure 6 on page 32.
<b>Regional</b>	A classification of a student's residence using the Australian Bureau of Statistics Accessibility/Remoteness Index of Australia.
<b>Registered training organisation (RTO)</b>	An training provider that is registered with the Australian Skills Quality Authority – which allows them to deliver nationally courses and award AQF VET qualifications.
<b>Remote</b>	A classification of a student's residence using the Australian Bureau of Statistics Accessibility/Remoteness Index of Australia.
<b>Reskilling NSW strategy</b>	An NSW Government initiative to help individuals get a job by giving them better access to VET.
<b>Returned (contract)</b>	A training provider that has chosen to withdraw from its Smart and Skilled contract.
<b>Smart and Skilled</b>	The NSW Government's initiative to create a successful contestable VET market in NSW, and achieve the goals of VET reform and the skill priorities of NSW.
<b>Smart and Skilled program</b>	A subset of Smart and Skilled government-subsidised training with specific characteristics.

<b>Status (training provider)</b>	Indicates whether a Smart and Skilled training provider's contract has been approved, suspended, returned or terminated.
<b>Subject-only enrolment</b>	An enrolment in a module or unit of competency that is not intended to lead to the issue of a qualification or accredited course.
<b>Suspended (training provider)</b>	A training provider's Smart and Skilled contract has been temporarily suspended for one or more breaches of contract conditions.
<b>TAFE NSW</b>	The NSW Government's public training provider of VET in NSW.
<b>Tech Savvy Seniors Program</b>	A joint NSW Government and Telstra initiative that provides grants to ACE providers to deliver training in the use of smart technologies to people over 60 years of age.
<b>Terminated (training provider)</b>	A training provider's Smart and Skilled contract has been terminated for one or more breaches of contract conditions.
<b>Total VET activity</b>	All accredited VET activity from all training providers (unless granted an exemption) in accordance with the National VET Provider Collection Data Requirements Policy.
<b>Trade</b>	The occupation to which an apprenticeship leads.
<b>Training contract</b>	The mutual agreement between an employer and apprentice or trainee.
<b>Training contract type</b>	A training contract can be either an apprenticeship, an existing worker traineeship or a new entrant traineeship.
<b>Training provider</b>	A training provider that is registered with the Australian Skills Quality Authority, and can deliver nationally recognised courses and award AQF VET qualifications.
<b>VET</b>	Vocational education and training
<b>VET FEE-HELP</b>	An Australian Government income-contingent loan scheme for VET students. A loan covers a student's fees. The student is only required to pay back the loan when their income reaches a set level.
<b>Vocation</b>	The occupation to which a traineeship leads.
<b>Vocational Training Assistance</b>	Provided through the Vocational Training Assistance Scheme (VTAS) – a program that provides eligible apprentices and trainees with monetary assistance to attend off-the-job training during the term of their apprenticeship or traineeship. Existing worker trainees are ineligible to claim vocational training assistance. Current rates for travel are 12 cents per kilometre and \$28 per night for accommodation, and a one-off payment of up to \$2,000 for a student who has to relocate.
<b>VTAS</b>	Vocational Training Assistance Scheme
<b>Woman in non-traditional trades</b>	Currently, 167 out of a total 1,211 trades are considered to be non traditional trades for women. Examples include Certificate III in Aeroskills (Mechatronics) and Certificate III in Solid Plastering.
<b>YTD</b>	Year to date



# NSW training regions

Figure 6 Training regions in NSW

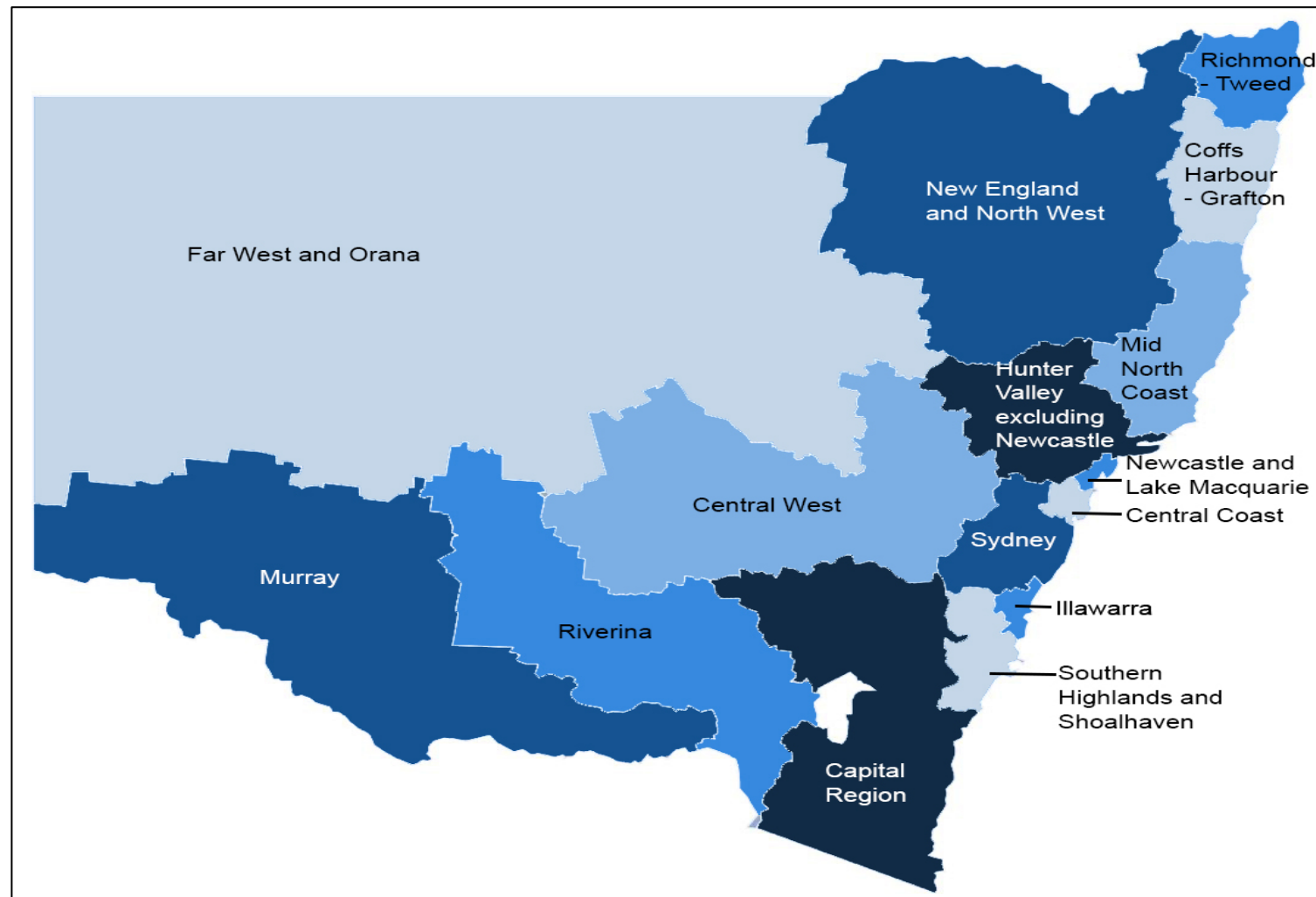


Table 44 Major towns or areas for each region

This region...	Includes...
Capital Region	Goulburn, Yass, Queanbeyan, the Snowy Mountains and the South Coast
Central Coast	Brooklyn, Davistown, Terrigal, The Entrance, Wyong and Gosford
Central West	Bathurst, Lachlan Valley, Lithgow, Mudgee and Orange
Coffs Harbour–Grafton	Coffs Harbour and the Clarence Valley
Far West and Orana	Bourke, Cobar, Coonamble, Broken Hill and Dubbo
Hunter Valley excluding Newcastle	Lower and Upper Hunter, Maitland and Port Stephens
Illawarra	Wollongong, Shellharbour and Kiama
Mid North Coast	Great Lakes, Kempsey, Nambucca, Lord Howe Island, Port Macquarie, Taree and Gloucester
Murray	Upper and Lower Murray, and Albury
Newcastle and Lake Macquarie	Newcastle and Lake Macquarie
New England and North West	Armidale, Inverell, Moree, Inverell, Tenterfield, Moree, Narrabri, Tamworth and Gunnedah
Richmond–Tweed	Richmond Valley and Tweed Valley
Riverina	Griffith, Tumut and Wagga Wagga
Southern Highlands and Shoalhaven	Mittagong, Bowral, Nowra and Ulladulla
Sydney	Sydney and the Blue Mountains