



Performance of NSW VET programs: monthly report

February 2018

Published by the Department of Industry, Skills and Regional Development. First published April 2016.

© State of New South Wales through Department of Industry, Skills and Regional Development 2016

This publication is copyright. You may download, display, print and reproduce this material provided that the wording is reproduced exactly, the source is acknowledged, and the copyright, update address and disclaimer notice are retained. To copy, adapt, publish, distribute or commercialise any of this publication you will need to seek permission from the Department of Industry, Skills and Regional Development.

Disclaimer: The information contained in this publication is based on knowledge and understanding at the time of writing (June 2016). However, because of advances in knowledge, users are reminded of the need to ensure that the information upon which they rely is up to date and to check the currency of the information with the appropriate officer of the Department of Industry, Skills and Regional Development or the user's independent advisor.

Contents

About this report	4
National VET activity data	5
VET activity data from NCVET	5
Enrolments by qualification level	5
Performance of NSW VET programs	7
Aboriginal programs and services	7
Elsa Dixon Aboriginal Employment Program	7
Aboriginal Enterprise Development Officer Program	8
New Careers for Aboriginal People Program	8
The Way Ahead for Aboriginal People Program	8
Adult and Community Education programs	9
Qualification enrolments by funding source	9
Subject-only enrolments by funding source	10
Community service obligations funded enrolments in qualifications	11
CSO-funded students doing qualifications	12
CSO-funded subject-only enrolments	13
CSO-funded students doing subjects only	14
Apprenticeships and traineeships	15
Training contract approvals for apprenticeships and traineeships	15
Top five apprenticeships and traineeships by training contract approvals	18
Apprentices and trainees in training	19
Training contract completion rates for apprenticeships and traineeships	19
Bert Evans Apprentice Scholarships	20
Smart and Skilled Program	21
Enrolments	21
Students	24
Smart and Skilled training providers	26
Top 10 qualifications	27
Fee-Free Scholarships	28
Glossary	30
NSW training regions	33

About this Report

This is a monthly report on the performance of NSW vocational education and training (VET) programs and follows the introduction of the NSW Government's Smart and Skilled reform in January 2015. The Department of Industry, Skills and Regional Development publishes this report regularly in line with the NSW Government's commitment to transparency.

The completeness of the report's data and information will improve over time as training providers adjust to new reporting requirements.

When interpreting the report's data care must be taken because:

- There are overlaps between different data sets (e.g. apprenticeship data appears in both the Apprenticeship and Traineeship section, and in the Smart and Skilled section).
- Data may have breaks or adjustments in the time series.
- Some data relates to the year to date (YTD) and previous YTD, but other data may relate to a calendar or financial year.

The Glossary explains terms the report uses and a map of training regions please see the table of contents for its location.

National VET activity data

The National Centre for Vocational Education Research (NCVER) is responsible for collecting, managing, analysing, evaluating and communicating research and statistics about vocational education and training (VET) nationally on behalf of the Commonwealth and state and territory ministers responsible for VET.

VET activity data from NCVER

Enrolments by qualification level

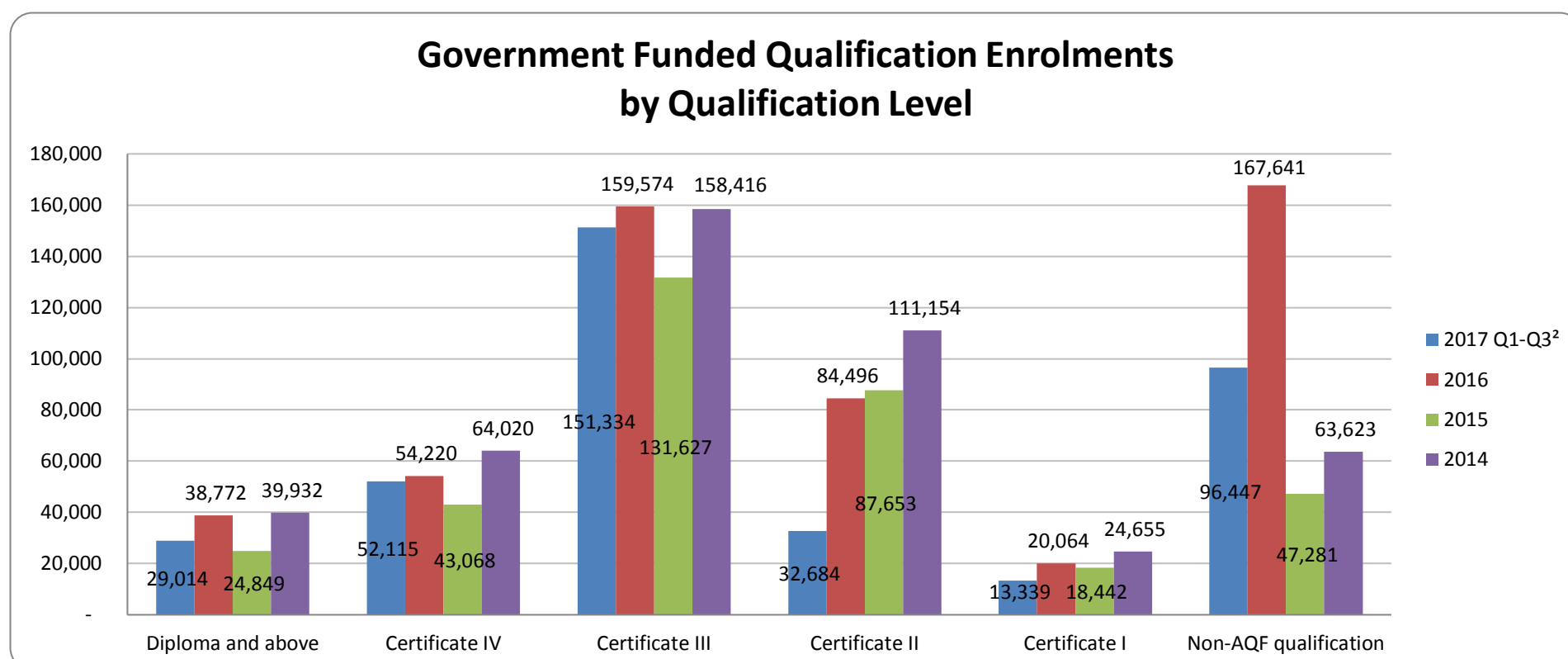
NSW Government-funded enrolments

Table 1 NSW Government-funded enrolments by qualification level¹
For calendar year period
Extracted 15-Feb-2018
Source: NCVER's VOCStats

Qualification level	2017 Q1-Q3 ²	2016	2015	2014
Diploma and above	29,014	38,772	24,849	39,932
Certificate IV	52,115	54,220	43,068	64,020
Certificate III	151,334	159,574	131,627	158,416
Certificate II	32,684	84,496	87,653	111,154
Certificate I	13,339	20,064	18,442	24,655
Non-AQF qualification	96,447	167,641	47,281	63,623
Total	374,933	524,767	352,920	461,800

¹ Government-funded activity is classified as 'NSW' by the funding body.
² Q1-Q3 refers to Jan to Sep data.

Figure 1 NSW Government-funded enrolments by qualification level¹
For calendar year period
Extracted 15-Feb-2018
Source: NCVER's VOCStats



Total NSW VET Activity

Total NSW VET activity is an estimate of all accredited VET training activity in NSW in 2014 – it includes government-subsidised training and fee-for-service training. NCVET noted that the publication of this data for the first time in 2015 was affected by incompleteness because 2014 was a transition year.

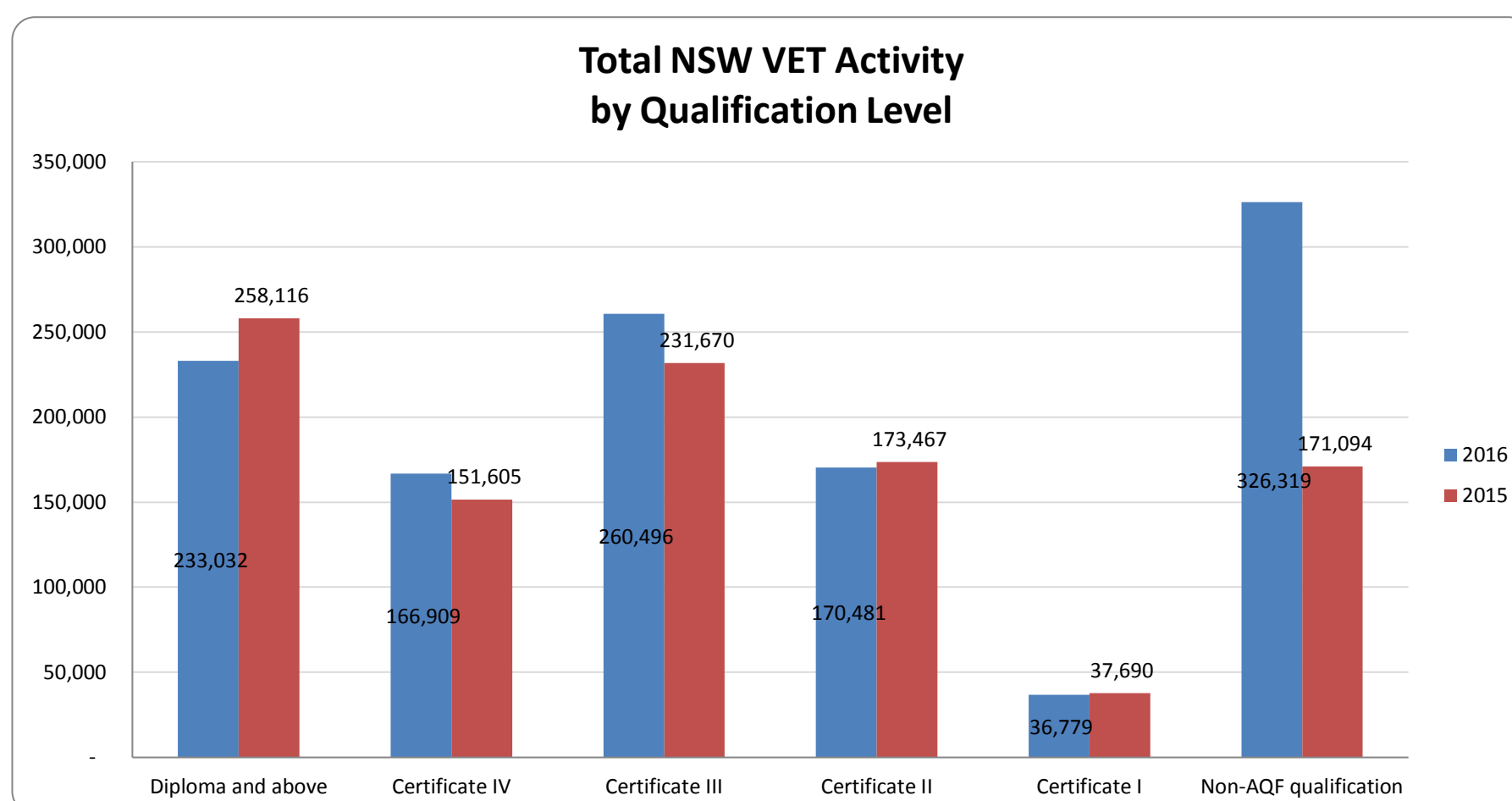
Source: NCVET

Table 2 Total NSW VET activity by qualification level
For Period 2015 and 2016 calendar year
Extracted 15-Feb-2018
Source: NCVET's VOCStats

Qualification level	2016	2015
Diploma and above	233,032	258,116
Certificate IV	166,909	151,605
Certificate III	260,496	231,670
Certificate II	170,481	173,467
Certificate I	36,779	37,690
Non-AQF qualification	326,319	171,094
Total	1,194,016	1,023,642

1 Total VET activity is classified as 'NSW' by delivery location.

Figure 2 Total NSW VET activity by qualification level
For Period calendar year
Extracted 1 January to 31 December 2017
Source: NCVET's VOCStats



Performance of NSW VET programs

Aboriginal programs and services

Elsa Dixon Aboriginal Employment Program

The Elsa Dixon Aboriginal Employment Program provides annual funding to organisations to support Aboriginal education, employment and training by:

- subsidising the salary, development and support costs of Aboriginal employees in a public service agency or local council
- funding innovative community projects
- supporting work experience for Aboriginal students in their final year of a degree or post-degree course.

Table 3 NSW Government-sector positions funded by the Elsa Dixon Aboriginal Employment Program by financial year
For Period (1 July 2017 to 28 February 2018)
Extracted 28 February 2018 (Supplied date)
Source: NSW Department of Industry

Position funded	2017-18 ¹	2016-17
Graduate Position (no longer exists)	-	-
Permanent position	-	-
School-based position	9	96
Temporary position	2	-
Total	11	96

Table 4 Partnerships funded by the Elsa Dixon Aboriginal Employment Program by financial year
For Period (1 July 2017 to 28 February 2018)
Extracted 28 February 2018 (Supplied date)
Source: NSW Department of Industry

Position funded	2017-18 ¹	2016-17
Partnerships	-	-

¹ The period covered is from 1 July 2017 to 28 February 2018.

Aboriginal programs and services

Aboriginal Enterprise Development Officer Program

The Aboriginal Enterprise Development Officer (AEDO) Program is a free program for Aboriginal people considering starting up their own business or expanding their current business.

Table 5 Outcomes for the Aboriginal Enterprise Development Officer Program by financial year
For Period (1 July 2017 to 28 February 2018)
Extracted 28 February 2018 (Supplied date)
Source: NSW Department of Industry

	2017-18 ¹	2016-17
AEDO projects funded	8	7
AEDO new businesses established	31	48
Aboriginal employment positions created	55	76

¹ The period covered is from 1 July 2017 to 28 February 2018.

New Careers for Aboriginal People Program

The New Careers for Aboriginal People (NCAP) Program is a free program for Aboriginal people seeking employment and training advisory support services.

Table 6 Outcomes for the New Careers for Aboriginal People Program by financial year
For Period (1 July 2017 to 28 February 2018)
Extracted 28 February 2018 (Supplied date)
Source: NSW Department of Industry

	2017-18 ¹	2016-17
NCAP projects funded ²	12	13
NCAP employment outcomes ³	497	901
NCAP training outcomes ⁴	548	854

¹ The period covered is from 1 July 2017 to 28 February 2018.

² Refers to not-for-profit, community-owned organisations that deliver the NCAP Program.

³ Number of individuals placed in employment and still in employment after three months.

⁴ Number of individuals who have completed an accredited training course or qualification.

The Way Ahead for Aboriginal People Program

The Way Ahead for Aboriginal People Program provides mentoring services for Aboriginal apprentices and trainees who need additional support in the workplace. Mentors are chosen because of their experience and acceptance within Aboriginal communities.

Source: NSW Department of Industry.

Table 7 Outcomes for The Way Ahead for Aboriginal People Program by financial year
For Period (1 July 2017 to 28 February 2018)
Extracted 28 February 2018 (Supplied date)
Source: NSW Department of Industry

	2017-18 ¹	2016-17
Apprentices mentored	144	181
Trainees mentored	254	350
School-based apprentices or trainees mentored	145	282
Total	543	813

¹ The period covered is from 1 July 2017 to 28 February 2018.

Adult and Community Education programs

Adult and Community Education (ACE) training providers are not-for-profit, community-owned organisations with a primary focus on adult education. The ACE sector delivers courses relating to leisure, personal and community development, employment skills, preparation for VET and nationally recognised programs of study.

ACE data is collected quarterly and the most recent data available is the period 1 January 2017 to 31 December 2017.

Qualification enrolments by funding source

By commencements, continuing enrolments and completions

Table 8 Commencing, continuing and completed enrolments in qualifications by funding source
For Period (1 January 2017 to 31 December 2017)
Extracted 14 Mar 2018
Source: NSW Department of Industry's On Line Validation System (OLiV)

Funding source	Commencements	Continuing	Completions
Community service obligation (Smart and Skilled) ¹	1,469	160	218
Other government funding ² excluding Smart and Skilled ¹	2,341	558	1,028
Fee for service ¹	3,079	499	1,064
Total	6,889	1,217	2,310

¹ Includes part qualifications.

² Includes funding from the NSW Government and the Australian Government.

By number of students

Table 9 Number of students who commenced, continued and/or completed their enrolment in a qualification by funding source
For Period (1 January 2017 to 31 December 2017)
Extracted 14 Mar 2018
Source: NSW Department of Industry's On Line Validation System (OLiV)

Funding source ¹	Commencements	Continuing	Completions
Community service obligation (Smart and Skilled) ²	1,305	159	204
Other government funding excluding Smart and Skilled ²	1,946	522	855
Fee for service ²	2,955	469	1,052

¹ As a student may fall into one or more funding group this table does not include totals.

² Includes part qualifications.

Adult and Community Education programs

Subject-only enrolments by funding source

Subject-only enrolments include both accredited and non-accredited vocational training. However, all subjects delivered must be nationally approved with vocational intent (i.e. supporting employment outcomes), with no more than 20 per cent in non-accredited courses.

By commencements, continuing enrolments and completions

Table 10 Commencements, continuing enrolments and completions for subjects-only enrolments by funding source
For Period (1 January 2017 to 31 December 2017)
Extracted 14 Mar 2018
Source: NSW Department of Industry's On Line Validation System (OLiV)

Funding source	Commencements	Continuing	Completions ¹
Community service obligation (Smart and Skilled)	28,360	3,475	24,128
Other government funding ² excluding Smart and Skilled	5,820	1,011	5,508
Fee for service	38,212	499	36,757
Total	72,392	4,985	66,393

¹ Completion is where an enrolled student either:
- achieved competency achieved/passed
- was granted recognition of prior learning
- was deemed to have satisfactorily completed a non-assessable enrolment

² A subset of 'other government-funded activity' is the Tech Savvy Seniors Program which contributes to the NSW Ageing Strategy. In the

By number of students

Table 11 Number of students who commenced, continued and/or completed subject-only enrolments by funding source
For Period (1 January 2017 to 31 December 2017)
Extracted 14 Mar 2018
Source: NSW Department of Industry's On Line Validation System (OLiV)

Funding source ¹	Commencements	Continuing	Completions ²
Community service obligation (Smart and Skilled)	8,362	921	7,694
Other government funding ³ excluding Smart and Skilled	3,176	336	3,076
Fee for service	24,881	879	24,078

¹ As a student may fall into one or more funding group this table does not include totals.

² Completion is where an enrolled student either:
- achieved competency achieved/passed
- was granted recognition of prior learning
- was deemed to have satisfactorily completed a non-assessable enrolment

³ A subset of 'other government-funded activity' is the Tech Savvy Seniors Program which contributes to the NSW Ageing Strategy. In the reported period, there were 1,933 individual students enrolled in 6,096 subject-only enrolments.

Adult and Community Education programs

Community service obligations (CSO) funded enrolments in qualifications

By region

Table 12 Commencing, continuing and completed community service obligations (CSO) funded enrolments in qualifications by region
For Period (1 January 2017 to 31 December 2017)
Extracted 14 Mar 2018
Source: NSW Department of Industry's On Line Validation System (OLiV)

Region ¹	Commencements	Continuing	Completions
Capital Region	76	-	-
Central Coast	43	3	-
Central West	10	1	-
Coffs Harbour–Grafton	65	1	1
Far West and Orana	77	9	3
Hunter Valley excluding Newcastle	77	-	53
Illawarra	107	2	1
Mid North Coast	25	1	-
Murray	35	13	7
New England and North West	71	24	1
Newcastle and Lake Macquarie	22	-	2
Richmond–Tweed	178	-	21
Riverina	202	40	96
Southern Highlands and Shoalhaven	164	-	16
Sydney	295	65	15
Unknown ²	22	1	2
Total	1,469	160	218

¹ For the area a region covers see Figure 10 on page 39.

² The postcode of a student's home address was not recorded.

By disadvantaged student group

Table 13 Commencing, continuing and completed CSO-funded enrolments in qualifications by disadvantaged student group
For Period (1 January 2017 to 31 December 2017)
Extracted 14 Mar 2018
Source: NSW Department of Industry's On Line Validation System (OLiV)

Disadvantaged student group ¹	Commencements	Continuing	Completions
Aboriginal or Torres Strait Islanders	235	20	36
Students with disabilities	454	32	57
Students living in a regional area	472	7	54
Students living in a remote area	555	83	140

¹ As a student may fall into one or more group this table does not include totals.

Adult and Community Education programs

Community service obligations (CSO) funded students doing qualifications

By region

Table 14 Number of CSO-funded students who commenced, continued and/or completed qualifications by region
For Period (1 January 2017 to 31 December 2017)
Extracted 14 Mar 2018
Source: NSW Department of Industry's On Line Validation System (OLiV)

Region ¹	Commencements	Continuing	Completions
Capital Region	75	-	-
Central Coast	28	3	-
Central West	6	1	-
Coffs Harbour–Grafton	65	1	1
Far West and Orana	76	8	3
Hunter Valley excluding Newcastle	77	-	53
Illawarra	106	2	1
Mid North Coast	25	1	-
Murray	35	13	7
New England and North West	71	24	1
Newcastle and Lake Macquarie	20	-	2
Richmond–Tweed	162	-	21
Riverina	182	40	85
Southern Highlands and Shoalhaven	122	-	16
Sydney	234	65	12
Unknown ²	21	1	2
Total	1,305	159	204

¹ For the area a region covers see Figure 10 on page 39.

² The postcode of a student's home address was not recorded.

By disadvantaged student group

Table 15 Number of CSO-funded students who commenced, continued and/or completed qualifications by disadvantaged student group
For Period (1 January 2017 to 31 December 2017)
Extracted 14 Mar 2018
Source: NSW Department of Industry's On Line Validation System (OLiV)

Disadvantaged student group ¹	Commencements	Continuing	Completions
Aboriginal or Torres Strait Islanders	209	19	36
Students with disabilities	408	32	53
Students living in a regional area	407	7	54
Students living in a remote area	529	82	129

¹ As a student may fall into one or more group this table does not include totals.

Adult and Community Education programs

Community service obligations (CSO) funded subject-only enrolments

By region

Table 16 Commencing, continuing and completed CSO-funded enrolments for subjects only by region
For Period (1 January 2017 to 31 December 2017)
Extracted 14 Mar 2018
Source: NSW Department of Industry's On Line Validation System (OLIV)

Region ¹	Commencements	Continuing	Completions
Capital Region	774	8	760
Central Coast	2,003	96	1,669
Central West	2,088	5	1,959
Coffs Harbour–Grafton	2,043	40	1,855
Far West and Orana	778	-	734
Hunter Valley excluding Newcastle	1,421	215	1,089
Illawarra	1,218	18	1,081
Mid North Coast	3,325	895	3,072
Murray	96	7	96
New England and North West	2,463	20	2,220
Newcastle and Lake Macquarie	621	220	514
Richmond–Tweed	3,120	107	2,715
Riverina	1,003	123	519
Southern Highlands and Shoalhaven	524	9	479
Sydney	6,464	1,606	4,998
Unknown ²	419	106	368
Total	28,360	3,475	24,128

¹ For the area a region covers see Figure 10 on page 39.

² The postcode of a student's home address was not recorded.

By disadvantaged student group

Table 17 Number of CSO-funded students who commenced, continued and/or completed enrolments in subjects only by disadvantaged student group
For Period (1 January 2017 to 31 December 2017)
Extracted 14 Mar 2018
Source: NSW Department of Industry's On Line Validation System (OLIV)

Disadvantaged student group ¹	Commencements	Continuing	Completions
Aboriginal or Torres Strait Islanders	3,935	260	3,246
Students with disabilities	6,776	725	5,653
Students living in a regional area	9,015	920	7,947
Students living in a remote area	10,412	654	9,087

¹ As a student may fall into one or more group this table does not include totals.

Adult and Community Education programs

Community service obligations (CSO) funded students doing subjects only

By region

Table 18 Number of CSO-funded students who commenced, continued and/or completed enrolments in subjects only by region
For Period (1 January 2017 to 31 December 2017)
Extracted 14 Mar 2018
Source: NSW Department of Industry's On Line Validation System (OLiV)

Region ¹	Commencements	Continuing	Completions
Capital Region	270	2	270
Central Coast	412	25	358
Central West	913	2	896
Coffs Harbour–Grafton	653	11	607
Far West and Orana	356	-	343
Hunter Valley excluding Newcastle	382	81	329
Illawarra	207	9	192
Mid North Coast	815	254	775
Murray	21	2	21
New England and North West	1,133	5	1,084
Newcastle and Lake Macquarie	122	76	118
Richmond–Tweed	1,097	67	1,013
Riverina	271	26	200
Southern Highlands and Shoalhaven	159	1	148
Sydney	1,451	344	1,249
Unknown ²	100	16	91
Total	8,362	921	7,694

¹ For the area a region covers see Figure 10 on page 39.

² The postcode of a student's home address was not recorded.

By disadvantaged student group

Table 19 Number of CSO-funded students who commenced, continued and/or completed enrolments in subjects only by disadvantaged student group
For Period (1 January 2017 to 31 December 2017)
Extracted 14 Mar 2018
Source: NSW Department of Industry's On Line Validation System (OLiV)

Disadvantaged student group ¹	Commencements	Continuing	Completions
Aboriginal or Torres Strait Islanders	1,319	92	1,207
Students with disabilities	1,851	254	1,664
Students living in a regional area	2,592	341	2,394
Students living in a remote area	3,854	166	3,624

¹ As a student may fall into one or more group this table does not include totals.

Apprenticeships and traineeships

Training contract approvals for apprenticeships and traineeships

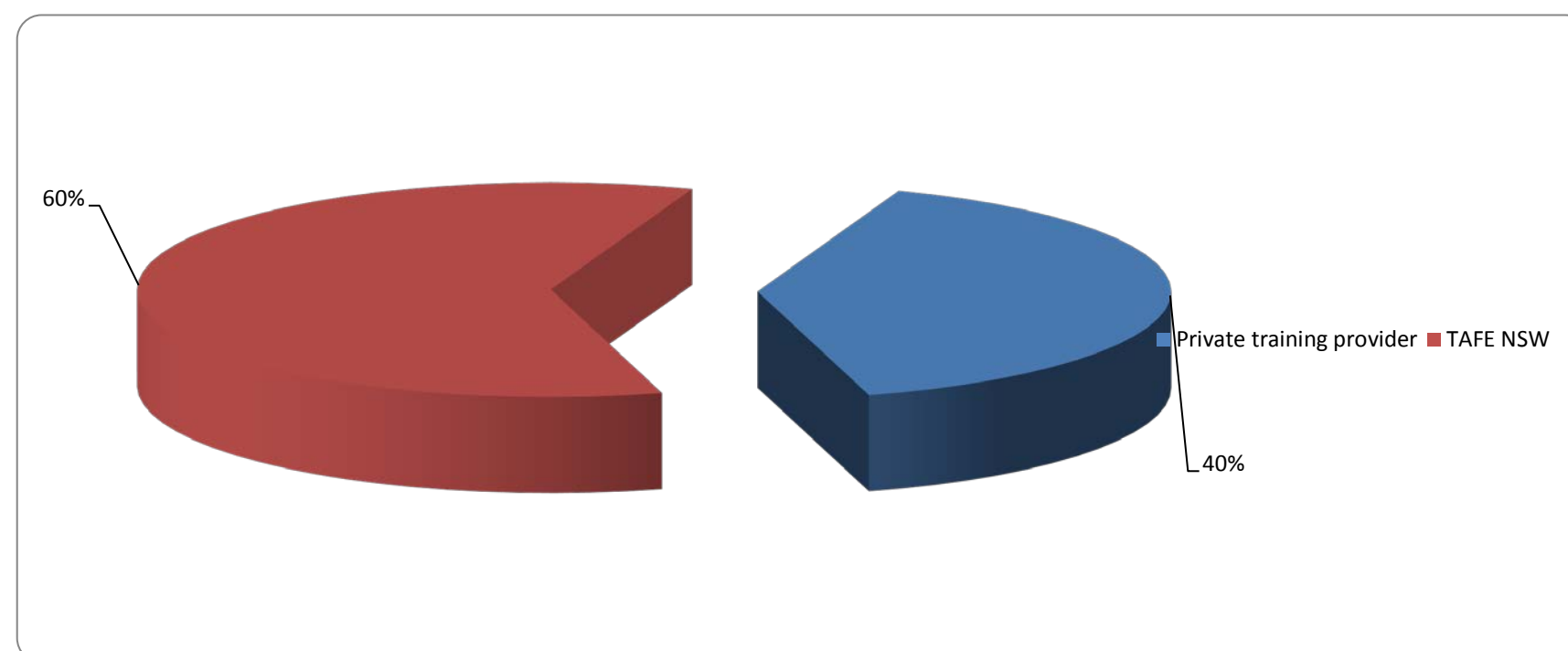
By training provider type

Table 20 Training contract approvals by training provider type
For Period YTD: 1 January to 31 January 2018; previous YTD: 1 January to 31 January 2016; and 2016 calendar year
Extracted 1 Feb 2018
Source: The NSW Department of Industry's Integrated Vocational Education and Training System (IVETS).

Training provider type	YTD	Previous YTD	Previous CY
Private training provider	1,457	1,398	25,139
TAFE NSW	2,175	1,957	21,960
Unknown ¹	-	-	2
Total	3,632	3,355	47,101

¹ Interstate public training providers who have training contracts with NSW-based apprentices.

Figure 3 Training contract approval by training provider type (YTD: 1 January to 31 January 2018)
For Period YTD: 1 January to 31 January 2018; previous YTD: 1 January to 31 January 2016; and 2016 calendar year
Extracted 1 Feb 2018
Source: The NSW Department of Industry's Integrated Vocational Education and Training System (IVETS).



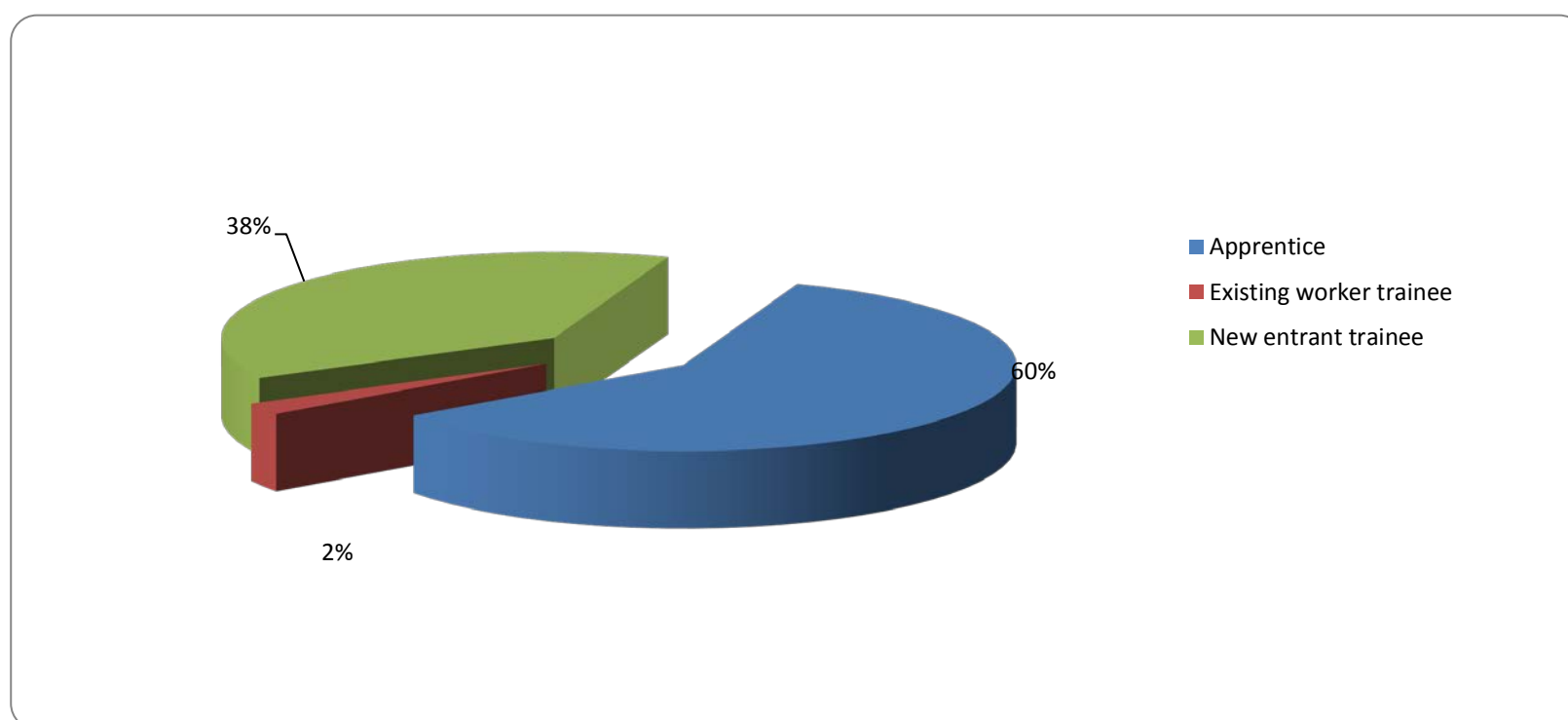
Apprenticeships and traineeships

By student type

Table 21 Training contract approvals by student type
For Period YTD: 1 January to 31 January 2018; previous YTD: 1 January to 31 January 2016; and 2016 calendar year
Extracted 1 Feb 2018
Source: The NSW Department of Industry's Integrated Vocational Education and Training System (IVETS).

Student type	YTD	Previous YTD	Previous CY
Apprentice	2,160	1,906	22,088
Existing worker trainee	82	13	936
New entrant trainee	1,390	1,436	24,077
Total	3,632	3,355	47,101

Figure 4 Training contract approvals by student type
For Period YTD: 1 January to 31 January 2018
Extracted 1 Feb 2018
Source: The NSW Department of Industry's Integrated Vocational Education and Training System (IVETS).



By disadvantaged student group

Table 22 Training contract approvals by disadvantaged student group
For Period YTD: 1 January to 31 January 2018; previous YTD: 1 January to 31 January 2016; and 2016 calendar year
Extracted 1 Feb 2018
Source: The NSW Department of Industry's Integrated Vocational Education and Training System (IVETS).

Disadvantaged student group ¹	YTD	Previous YTD	Previous CY
Aboriginal or Torres Strait Islanders	214	176	3,207
Students with disabilities	84	82	1,299
Students living in a regional area	740	724	9,538
Students living in a remote area	732	614	10,091
Women in non-traditional trades	81	79	1,062

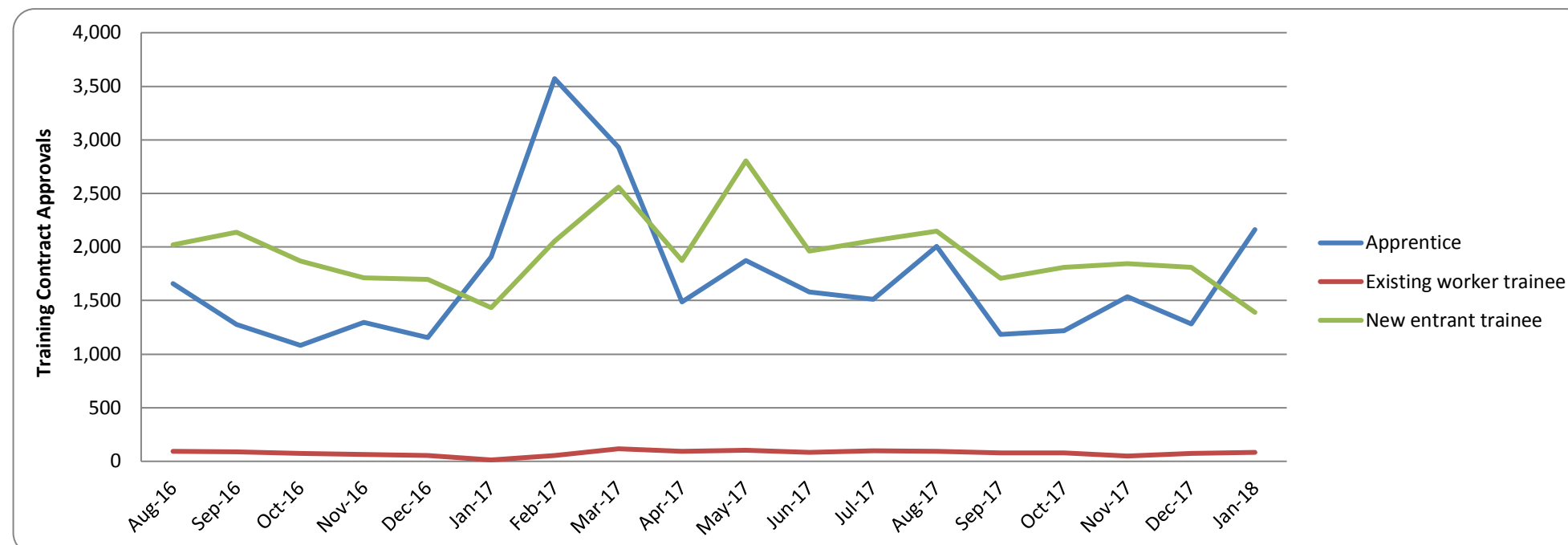
¹ As a student may fall into one or more group this table does not include totals. Also, data is not collected about individuals on a training contract who hold a humanitarian visa or are long-term unemployed.

Apprenticeships and traineeships

By month (for previous 18 months)

Figure 5 Training contract approvals by month
For Period previous 18 months
Extracted 1 Feb 2018

Source: The NSW Department of Industry's Integrated Vocational Education and Training System (IVETS).



By region

Table 23 Training contract approvals by region

For Period YTD: 1 January to 31 January 2018; previous YTD: 1 January to 31 January 2016; and 2016 calendar year

Extracted 1 Feb 2018

Source: The NSW Department of Industry's Integrated Vocational Education and Training System (IVETS).

Region ¹	YTD	Approvals as % of a region's population (YTD)	Previous YTD	Previous CY
Capital Region	112	0.05%	115	1,543
Central Coast	153	0.05%	116	1,821
Central West	133	0.07%	104	1,420
Coffs Harbour–Grafton	56	0.04%	57	807
Far West and Orana	42	0.04%	30	794
Hunter Valley excluding Newcastle	173	0.07%	177	2,512
Illawarra	179	0.06%	119	1,849
Mid North Coast	94	0.05%	97	1,351
Murray	68	0.06%	44	748
New England and North West	116	0.07%	87	1,525
Newcastle and Lake Macquarie	285	0.08%	273	3,127
Richmond–Tweed	105	0.05%	72	1,328
Riverina	81	0.05%	73	1,641
Southern Highlands and Shoalhaven	95	0.07%	100	945
Sydney	1,940	0.04%	1,863	24,951
Unknown ²	-	N/A	28	739
Total	3,632	0.05%	3,355	47,101

¹ For the area a region covers see Figure 10 on page 39.

² Not enough data to map training location to a NSW region.

Apprenticeships and traineeships

Top five Apprenticeships and Traineeships by training contract approvals

Top five Apprenticeships for year to date

Table 24 Top five apprenticeship by qualification
For Period YTD: 1 January to 31 January 2018
Extracted 1 Feb 2018
Source: The NSW Department of Industry's Integrated Vocational Education and Training System (IVETS).

Apprenticeship qualification	YTD
Electrotechnology - Electrician Certificate III	418
Carpentry Certificate III	297
Plumbing Certificate III	228
Automotive - Light Vehicle Mechanical Technology Certificate III	170
Engineering - Fabrication Trade Certificate III	94

Top five Apprenticeships for previous year to date

Table 25 Top five apprenticeship by qualification
For Period previous YTD: 1 January to 31 January 2016
Extracted 1 Feb 2018
Source: The NSW Department of Industry's Integrated Vocational Education and Training System (IVETS).

Apprenticeship qualification	Previous YTD
Electrotechnology - Electrician Certificate III	385
Carpentry Certificate III	248
Plumbing Certificate III	166
Automotive - Light Vehicle Mechanical Technology Certificate III	156
Hospitality - Commercial Cookery Certificate III	87

Top five Traineeships for year to date

Table 26 Top five traineeships by qualification
For Period YTD: 1 January to 31 January 2018
Extracted 1 Feb 2018
Source: The NSW Department of Industry's Integrated Vocational Education and Training System (IVETS).

Traineeship qualification	YTD
Community Services - Early Childhood Education and Care Certificate III	172
Retail Certificate III	100
Transport and Logistics - Warehousing Operations Certificate II	78
Business Services - Business Certificate III	74
Business Services - Business Administration Certificate III	63

Apprenticeships and traineeships

Top five traineeships for previous year to date

Table 27 Top five traineeships by qualification (previous YTD: 1 January to 31 January 2016)
For Period previous YTD: 1 January to 31 January 2016

Extracted 1 Feb 2018

Source: The NSW Department of Industry's Integrated Vocational Education and Training System (IVETS).

Traineeship qualification	Previous YTD
Community Services - Early Childhood Education and Care Certificate III	180
Retail Certificate III	127
Transport and Logistics - Warehousing Operations Certificate II	93
Financial Services Certificate III	71
Business Services - Business Certificate III	66

Apprentices and trainees in training

Table 28 Number of apprentices and trainees in training
For Period as at 1 Feb 2018

Extracted 1 Feb 2018

Source: The NSW Department of Industry's Integrated Vocational Education and Training System (IVETS).

Student type	Number
Apprentices	54,980
Existing worker trainees	1,670
New entrant trainees	28,170
Total	84,820

Training contract completion rates for Apprenticeships and Traineeships

Table 29 Contract completion rates for apprenticeships and traineeships
For Period calendar years 2015 and 2016

Extracted 1 Feb 2018

Source: The NSW Department of Industry's Integrated Vocational Education and Training System (IVETS).

Contract type	2017 (%)	2016 (%)
Apprenticeship	58.2%	57.6%
Traineeship	62.0%	63.0%
Total	60.4%	60.8%

Apprenticeships and traineeships

Bert Evans Apprentice Scholarships

The Bert Evans Apprentice Scholarships assist apprentices in NSW who have demonstrated:

- hardship in their personal circumstances
- an aptitude for VET that will lead them to complete their trade training successfully
- a positive attitude and application in the workplace and in off-the-job training.

Source: NSW Department of Industry

Table 30 Number of students receiving a Bert Evans Scholarship
For Period calendar years 2015 and 2016
Extracted 1 Feb 2018
Source: NSW Department of Industry

	2017	2016	2015
Scholarships awarded	75	72	53

Smart and Skilled Program

Smart and Skilled is a NSW Government's initiative to create a successful contestable VET market in NSW, achieve the goals of VET reform and the skill priorities of NSW.

Smart and Skilled delivers subsidised training under+A703 two broad categories known as 'program streams'— these are Entitlement and Targeted Priorities.

The Entitlement program stream encourages individuals to gain a post-school qualification at the Certificate I, II or III level and also includes apprenticeships and traineeships (which may be at the Certificate IV, Diploma or Advanced Diploma level). The Targeted Priorities program stream encourages individuals to gain a post-school qualification at the Certificate IV, Diploma or Advanced Diploma level.

Each program stream contains several 'programs'. The Entitlement program stream contains the:

- Entitlement Foundation Skills Program
- Entitlement Full Qualifications Program
- Entitlement Apprenticeships and Traineeships Program.

The Targeted Priorities program stream contains the:

- Targeted Priorities Full Qualifications Program
- Targeted Priorities Prevocational and Part Qualification Program.

A student may participate in more than one Smart and Skilled program, training provider or region.

Smart and Skilled commenced on 1 January 2015. Please consider this when comparing 2015 YTD and 2016 YTD data.

Enrolments

By Smart and Skilled program

Table 31 Commencing, continuing and completed enrolments by Smart and Skilled program
For Period YTD: 1 January to 28 February 2018; previous YTD: 1 January to 31 February 2017; and 2017 calendar year
Extracted 08 May 2018

Source: The NSW Department of Industry's Integrated Vocational Education and Training System (IVETS).

Smart and Skilled program	Commencements	Continuing	Completions
Entitlement – Apprenticeships	9,489	29,230	263
Entitlement – Traineeships	3,211	13,232	1,233
Entitlement Foundation Skills	5,443	788	108
Entitlement Full Qualifications	24,772	19,909	1,613
Other (Full Qualifications) ¹	-	2	-
Targeted Priorities (TP) Full Qualifications	1,799	8,082	724
TP Prevocational and Part Qualifications –Pre-apprenticeship ²	313	17	-
TP Prevocational and Part Qualifications –Pre-traineeship ³	334	52	-
TP Prevocational and Part Qualifications – Prevocational ³	221	381	-
TP Prevocational and Part Qualifications – Targeted Skills ⁴	1,802	1,755	-
Total	47,384	73,448	3,941

¹The training falls under an existing Smart and Skilled program but could not be processed with the standard method.

²Part qualifications that assist individuals to gain an apprenticeship or traineeship.

³Part or full qualifications that assist individuals to gain employment or enrol in further education.

⁴Part qualifications for priority groups and industries to assist individuals to upgrade their training and/or learn new skills for employment.

Smart and Skilled Program

By disadvantaged student group

Table 32 Commencing, continuing and completed enrolments by disadvantaged student group

For Period YTD: 1 January to 28 February 2018

Extracted 08 May 2018

Source: The NSW Department of Industry's Integrated Vocational Education and Training System (IVETS).

Disadvantaged student group ¹	Commencements	Continuing	Completions
Aboriginal or Torres Strait Islanders	4,957	6,047	312
Students with disabilities	5,941	4,059	299
Humanitarian visa holders	1,366	226	14
Long-term unemployed	1,550	1,739	180
Students living in a regional area	10,871	16,094	841
Students living in a remote area	3,049	7,149	345

¹As a student may fall into one or more group this table does not include totals.

By region

Table 33 Commencing, continuing and completed enrolments by region

For Period YTD: 1 January to 28 February 2018

Extracted 08 May 2018

Source: The NSW Department of Industry's Integrated Vocational Education and Training System (IVETS).

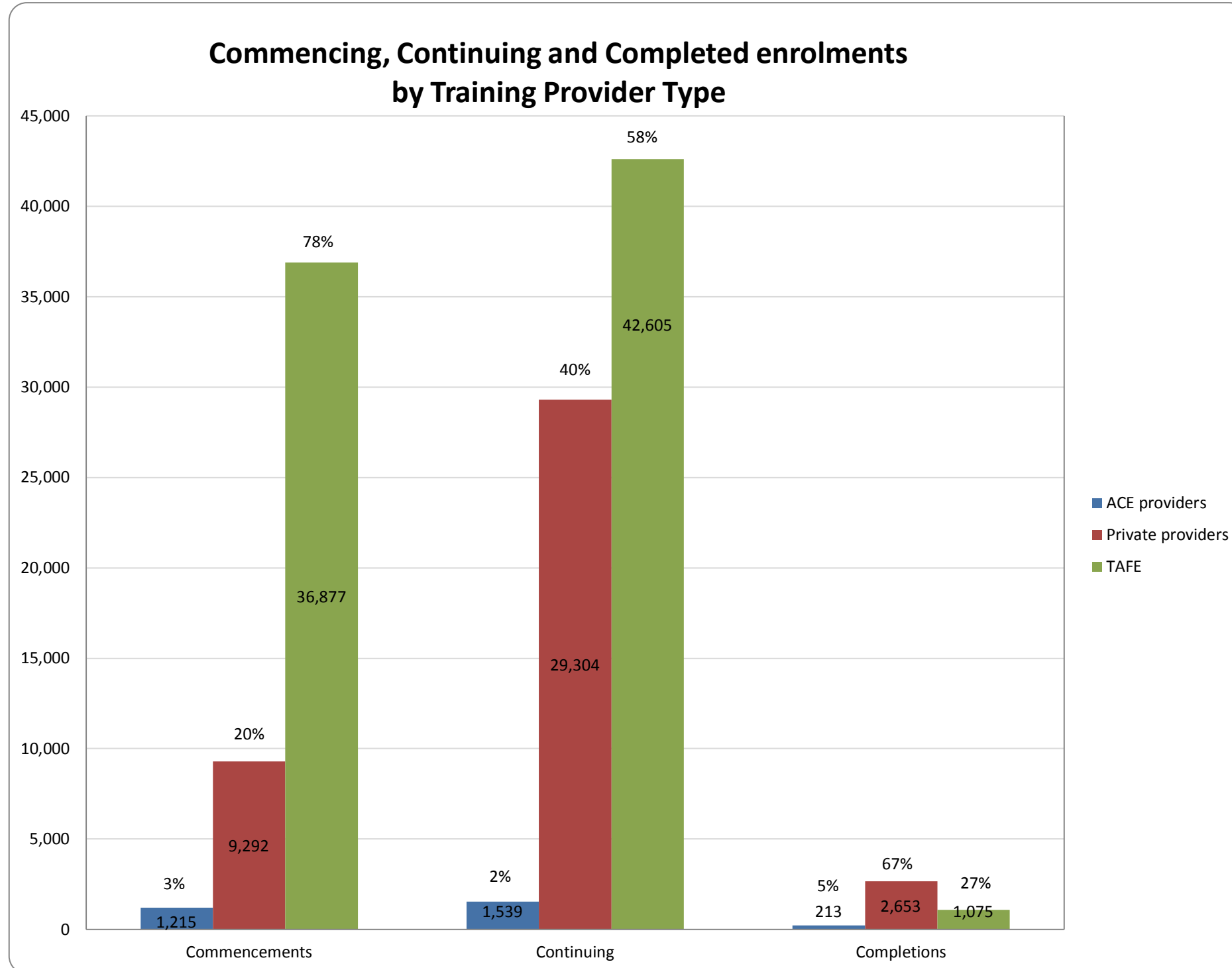
Region ¹	Commencements	Continuing	Completions
Capital Region	826	1,547	76
Central Coast	2,031	2,644	168
Central West	1,749	3,022	181
Coffs Harbour–Grafton	1,342	2,204	102
Far West and Orana	810	1,425	71
Hunter Valley excluding Newcastle	1,894	3,234	147
Illawarra	2,244	3,699	305
Mid North Coast	1,812	2,212	143
Murray	539	745	36
New England and North West	1,689	2,451	149
Newcastle and Lake Macquarie	3,622	5,055	286
Richmond–Tweed	2,086	3,238	164
Riverina	1,302	2,474	120
Southern Highlands and Shoalhaven	676	1,208	110
Sydney	24,747	38,200	1,882
Total	47,369	73,358	3,940

¹For the area a region covers see Figure 10 on page 39.

Smart and Skilled Program

By training provider type

Figure 4 Commencing, continuing and completed enrolments by training provider type
 For Period YTD: 1 January to 28 February 2018
 Extracted 08 May 2018
 Source: The NSW Department of Industry's Integrated Vocational Education and Training System (IVETS).



Smart and Skilled Program

Students

A student may participate in more than one Smart and Skilled program, training provider or region.

By Smart and Skilled program

Table 34 Number of students who commenced, continued and/or completed a qualification or accredited course under a Smart and Skilled program

For Period YTD: 1 January to 28 February 2018

Extracted 08 May 2018

Source: The NSW Department of Industry's Integrated Vocational Education and Training System (IVETS).

Smart and Skilled program	Commencements	Continuing	Completions
Entitlement – Apprenticeships	9,483	28,953	263
Entitlement – Traineeships	3,209	13,094	1,233
Entitlement Foundation Skills	5,341	779	108
Entitlement Full Qualifications	24,329	19,613	1,611
Other (Full Qualifications) ¹	-	2	-
Targeted Priorities (TP) Full Qualifications	1,783	7,954	723
TP Prevocational and Part Qualifications – Part Qualifications Pre-apprenticeship ²	312	17	-
TP Prevocational and Part Qualifications – Part Qualifications Pre-traineeship ²	334	48	-
TP Prevocational and Part Qualifications – Part Qualifications Prevocational ³	219	376	-
TP Prevocational and Part Qualifications – Targeted Skills ⁴	1,696	1,731	-
Overall unique student number⁵	46,328	72,065	3,931

¹The training falls under an existing Smart and Skilled program but could not be processed with the standard method.

²Part qualifications that assist individuals to gain an apprenticeship or traineeship.

³Part or full qualifications that assist individuals to gain employment or enrol in further education.

⁴Part qualifications for priority groups and industries to assist individuals to upgrade their training and/or learn new skills for employment.

⁵The overall unique student number is not a total.

By region

Table 35 Number of students who commenced, continued and/or completed a qualification or accredited course under a Smart and Skilled program by region

For Period YTD: 1 January to 28 February 2018

Extracted 08 May 2018

Source: The NSW Department of Industry's Integrated Vocational Education and Training System (IVETS).

Region ¹	Commencements	Commencements as % of a region's population	Continuing	Completions
Capital Region	813	0.39%	1,528	76
Central Coast	2,008	0.64%	2,636	168
Central West	1,707	0.87%	2,988	181
Coffs Harbour–Grafton	1,314	1.01%	2,181	102
Far West and Orana	797	0.70%	1,395	71
Hunter Valley excluding Newcastle	1,862	0.77%	3,197	147
Illawarra	2,214	0.80%	3,667	305
Mid North Coast	1,769	0.88%	2,169	143
Murray	534	0.48%	740	36
New England and North West	1,652	0.94%	2,428	149

Smart and Skilled Program

Table 35 Number of students who commenced, continued and/or completed a qualification or accredited course under a Smart and Skilled program by region (Cont.)

For Period YTD: 1 January to 28 February 2018

Extracted 08 May 2018

Source: The NSW Department of Industry's Integrated Vocational Education and Training System (IVETS).

Region ¹	Commencements	Commencements as % of a region's population	Continuing	Completions
Newcastle and Lake Macquarie	3,590	1.05%	5,007	285
Richmond-Tweed	1,979	0.87%	3,162	160
Riverina	1,291	0.86%	2,456	120
Southern Highlands and Shoalhaven	654	0.48%	1,186	110
Sydney	24,246	0.55%	37,541	1,878

¹For the area a region covers see Figure 10 on page 39.

²The overall unique student number is not the same as a total.

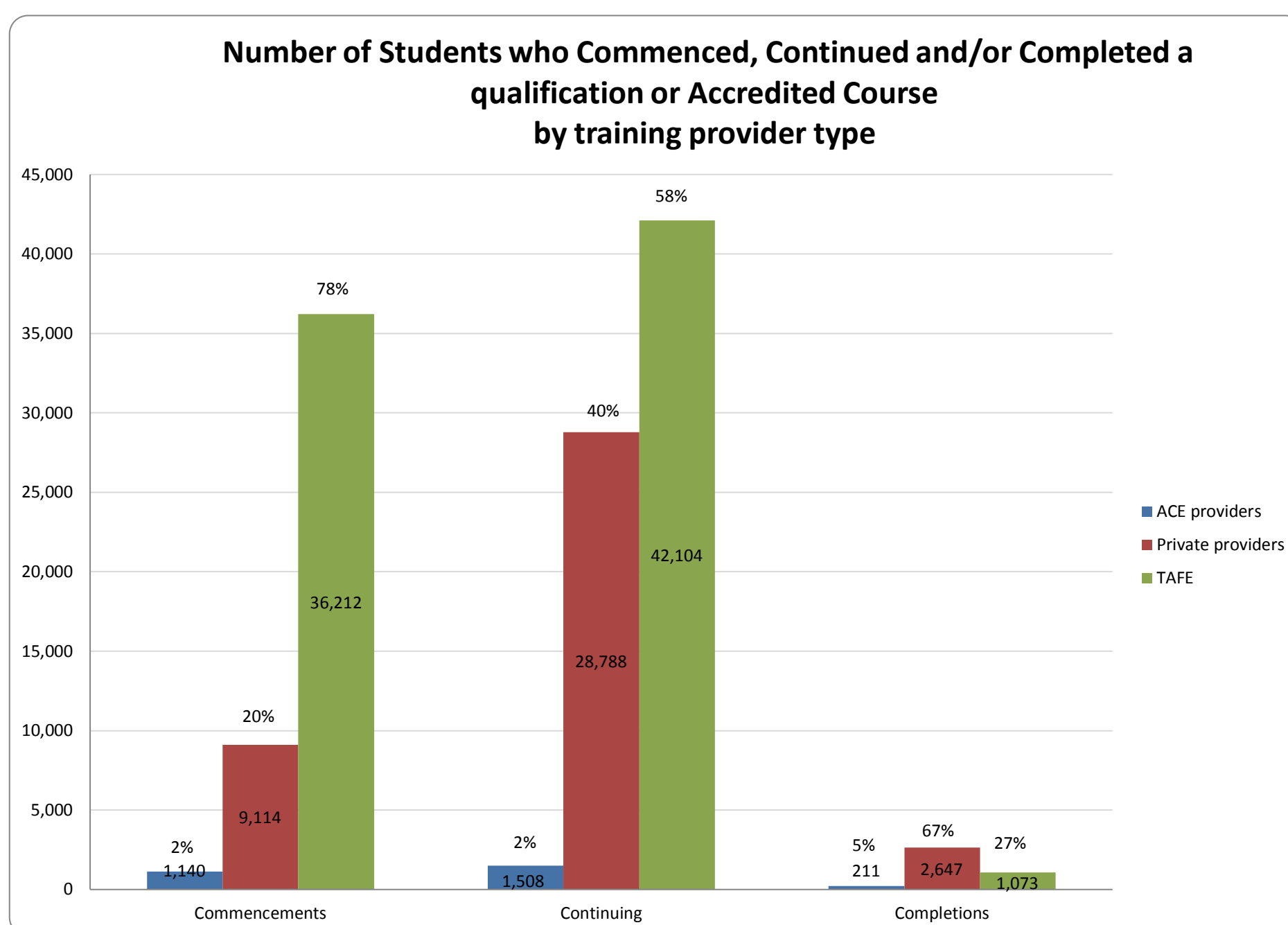
By training provider type

Figure 5 Number of students who commenced, continued and/or completed a qualification or accredited course by training provider type

For Period YTD: 1 January to 28 February 2018

Extracted 08 May 2018

Source: The NSW Department of Industry's Integrated Vocational Education and Training System (IVETS).



Smart and Skilled Program

Smart and Skilled training providers

A 'Smart and Skilled training provider' means a registered training organisation the NSW Department of Industry that has contracted to offer government-subsidised training under Smart and Skilled.

By Smart and Skilled programs with regional approvals

Table 36 Number of Smart and Skilled training providers with regional training delivery approvals by Smart and Skilled program
For Period as at 08 May 2018
Extracted 08 May 2018
Source: The NSW Department of Industry's Integrated Vocational Education and Training System (IVETS).

Region ¹	No. of approved training providers	
	Entitlement Full Qualifications Program	Targeted Priorities Full Qualification Program
Capital Region	22	23
Central Coast	41	39
Central West	27	21
Coffs Harbour–Grafton	17	17
Far West and Orana	23	14
Hunter Valley excluding Newcastle	43	32
Illawarra	48	34
Mid North Coast	25	30
Murray	14	10
New England and North West	23	27
Newcastle and Lake Macquarie	56	45
Richmond–Tweed	29	30
Riverina	27	25
Southern Highlands and Shoalhaven	29	28
Sydney	184	206

¹For the area a region covers see Figure 10 on page 39.

By Smart and Skilled programs with state wide approvals

Table 37 Number of Smart and Skilled training providers with state wide training delivery approvals by Smart and Skilled program
For Period as at 08 May 2018
Extracted 08 May 2018
Source: The NSW Department of Industry's Integrated Vocational Education and Training System (IVETS).

Smart and Skilled program	Training providers
Entitlement Apprenticeships and Traineeships	334
Entitlement Foundation Skills	44

Smart and Skilled Program

Top 10 qualifications

By commencements

Table 38 Top 10 qualifications by commencements

For Period YTD: 1 January to 28 February 2018

Extracted 08 May 2018

Source: The NSW Department of Industry's Integrated Vocational Education and Training System (IVETS).

Qualification	Commencements
Certificate III in Early Childhood Education and Care	2,692
Certificate III in Individual Support	2,461
Certificate III in Business Administration	1,881
Certificate III in Electrotechnology Electrician	1,865
Certificate III in Carpentry	1,565
Certificate III in Plumbing	1,031
Certificate III in Education Support	883
Certificate II in Animal Studies	848
Certificate III in Fitness	809
Certificate III in Information, Digital Media and Technology	793

By continuing enrolments

Table 39 Top 10 qualifications by continuing enrolments

For Period YTD: 1 January to 28 February 2018

Extracted 08 May 2018

Source: The NSW Department of Industry's Integrated Vocational Education and Training System (IVETS).

Qualification	Continuing
Certificate III in Electrotechnology Electrician	5,632
Certificate III in Carpentry	4,812
Certificate III in Early Childhood Education and Care	3,470
Certificate III in Plumbing	2,681
Certificate III in Individual Support	2,449
Diploma of Early Childhood Education and Care	1,816
Certificate III in Business Administration	1,673
Certificate III in Retail	1,296
Certificate IV in Leadership and Management	1,255
Certificate III in Engineering - Fabrication Trade	1,254

By completions

Table 40 Top 10 qualifications by completions

For Period YTD: 1 January to 28 February 2018

Extracted 08 May 2018

Source: The NSW Department of Industry's Integrated Vocational Education and Training System (IVETS).

Qualification	Completions
Certificate III in Early Childhood Education and Care	374
Certificate III in Individual Support	317
Certificate III in Business Administration	160
Certificate III in Retail	147
Certificate IV in Leadership and Management	135
Certificate III in Hospitality	123
Diploma of Leadership and Management	120
Certificate III in Business	117
Certificate III in Warehousing Operations	84
Diploma of Early Childhood Education and Care	84

¹ This qualification (code BSB30415) supersedes and is equivalent to the Certificate III in Business (code BSB30412).

Smart and Skilled Program

Fee-Free Scholarships

Fee-Free Scholarships are part of the NSW Government's commitment under the Reskilling NSW strategy. The strategy provides \$48 million over four years for 200,000 Smart and Skilled concession-eligible 15 to 30 year olds. Fee-Free Scholarships are available to eligible students who undertake study with an approved Smart and Skilled training provider for a qualification from certificate level I to IV that is on the NSW Skills List, with priority giving to eligible social housing residents. Fee-Free Scholarships have been available since 1 July 2015.

By region and training provider type

Table 41 Number of Fee-Free Scholarships by region and training provider type
For Period 1 July 2015 to 28 February 2018
Extracted 08 February 2018

Source: The NSW Department of Industry's Integrated Vocational Education and Training System (IVETS).

Region ¹	Fee-Free Scholarships	Training provider type	
		TAFE NSW	Private training provider
Capital Region	1,215	716	499
Central Coast	3,003	1,861	1,142
Central West	2,114	1,701	413
Coffs Harbour–Grafton	2,491	2,229	262
Far West and Orana	647	495	152
Hunter Valley excluding Newcastle	2,244	1,406	838
Illawarra	3,032	1,650	1,382
Mid North Coast	3,126	2,491	635
Murray	700	419	281
New England and North West	1,596	1,356	240
Newcastle and Lake Macquarie	4,522	3,015	1,507
Richmond–Tweed	3,457	2,925	532
Riverina	1,438	973	465
Southern Highlands and Shoalhaven	1,072	512	560
Sydney	24,091	17,779	6,312
Total	54,748	39,528	15,220

¹For the area a region covers see Figure 10 on page 39.

By region and selected student characteristics

Table 42 Number of Fee-Free Scholarships by region and selected student characteristics
For Period 1 July 2015 to 28 February 2018
Extracted 08 February 2018

Source: The NSW Department of Industry's Integrated Vocational Education and Training System (IVETS).

Region ¹	Male	Female	Living in social housing	Holding a humanitarian visa
Capital Region	398	817	81	1
Central Coast	972	2,030	203	2
Central West	650	1,462	145	2
Coffs Harbour–Grafton	955	1,536	93	41
Far West and Orana	254	393	26	-
Hunter Valley excluding Newcastle	764	1,480	156	1
Illawarra	1,231	1,801	382	25
Mid North Coast	1,136	1,989	96	-
Murray	253	447	82	17
New England and North West	522	1,072	79	1
Newcastle and Lake Macquarie	1,903	2,617	402	16
Richmond–Tweed	1,383	2,069	89	-
Riverina	453	985	137	3
Southern Highlands and Shoalhaven	441	630	110	-
Sydney	8,450	15,634	2,149	677
Total	19,765	34,962	4,230	786

¹For the area a region covers see Figure 10 on page 39.

Smart and Skilled Program

Table 43 Number of Fee-Free Scholarships by region and age cohort
For Period 1 Feb 2017 to 31 Jan 2018
Extracted 08 May 2018

Source: The NSW Department of Industry's Integrated Vocational Education and Training System (IVETS).

Region ¹	15–19 years	20–24 years	25–30 years
Capital Region	484	408	319
Central Coast	1,204	999	728
Central West	736	715	656
Coffs Harbour–Grafton	982	835	649
Far West and Orana	246	244	156
Hunter Valley excluding Newcastle	963	777	495
Illawarra	1,099	1,190	725
Mid North Coast	1,344	998	767
Murray	277	254	168
New England and North West	610	552	431
Newcastle and Lake Macquarie	1,752	1,629	1,091
Richmond–Tweed	1,380	1,145	901
Riverina	494	508	431
Southern Highlands and Shoalhaven	405	387	262
Sydney	7,706	8,525	7,654
Total	19,682	19,166	15,433

¹For the area a region covers see Figure 10 on page 39.

Glossary

ACE	Adult and Community Education
Accredited vocational training	Education approved by the Australian Skills Quality Authority.
Active provider	A Smart and Skilled contracted training provider who has delivered training under their Smart and Skilled contract.
Adult and Community Education	A not-for profit, community-owned organisation with a primary focus on adult education. The ACE sector delivers courses relating to leisure, personal and community development, employment skills, preparation for VET and nationally recognised programs of study.
AEDO	Aboriginal Enterprise Development Officer Program
Apprentice	An employee who is party to an apprenticeship to learn a trade on-the-job under a qualified tradesperson and off-the-job with a registered training organisation.
Approval (training contract)	The official confirmation by Training Services NSW that an apprenticeship or traineeship has commenced with an employer.
Approved (training provider)	A training provider has been offered and has accepted a Smart and Skilled contract.
Approved qualification	A qualification that a training provider is approved to deliver under Smart and Skilled.
AQF	Australian Quality Framework
ASDB	The NSW Department of Industry's Aboriginal Services Database.
ATSI	Aboriginal or Torres Strait Islander
Australian Quality Framework	<p>The national policy for regulated qualifications in the Australian education and training system.</p> <p>The AQF incorporates the quality assured qualifications from each education and training sector into a single comprehensive national qualifications framework. The AQF defines the qualification levels issued by schools, vocational education and training providers and higher education.</p> <p>The AQF qualifications that apply to VET are Certificate levels I to IV, Diploma and Advanced Diploma, as well as Graduate Certificate and Graduate Diploma.</p> <p>Maintaining the AQF is a shared responsibility of the Commonwealth, state and territory governments.</p>
Bert Evans Apprentice Scholarships	<p>These scholarships assist apprentices in NSW who have demonstrated:</p> <ul style="list-style-type: none"> • hardship in their personal circumstances • an aptitude for VET that will lead them to complete their trade training successfully • a positive attitude and application in the workplace and in off-the-job training. <p>A maximum of 50 scholarships are awarded annually, including 10 NSW Country Apprentice Scholarships.</p>
Commencement	Occurs when a student begins to participate in training for a qualification or accredited course; or, for a subject-only enrolment, begins to participate in a module or unit of competency that is scheduled to be completed in the current year.
Commitment	Represents a commitment by government to subsidise a training provider for the cost of training an approved prospective student in an approved qualification, accredited course or subject-only enrolment.
Community service obligation (CSO)	A service with an identifiable community or social benefit that cannot be supplied under commercial costs and conditions, and that government subsidises.
Continuing	A student who is continuing training for a qualification or accredited course in a subsequent year to the commencement year and who is still training at the time of this report; or, for a subject-only enrolment, an enrolment in a module or unit of competency that is scheduled to be completed in a future year.
Completion	A student who has successfully completed a qualification or accredited course; or, for a subject-only enrolment, has completed a module or unit of competency.
Completion Rate	
CSO	Community service obligation
Disadvantaged student group	A student who falls into one or more equity categories of: being an Aboriginal or Torres Strait Islander, being disabled, being a humanitarian visa holder, being long-term unemployed, or living in a regional or remote area.

Enrolment	The engagement and participation of a student in an approved qualification, accredited course or subject-only training.
Existing worker trainee	A long-term employee (greater than three months full time or 12 months part time) who is party to a traineeship to learn a recognised vocation on-the-job under supervision and off-the-job with a training provider.
Fee for service	A VET qualification or accredited course that is not subsidised by government (a student or their employer pays the full fee for the training).
Fee-Free Scholarships	Part of the NSW Government's commitment under the Reskilling NSW strategy. It provides \$48 million over 4 years (starting on 1 July 2015) for 200,000 scholarships. The scholarships cover the fee for any Certificate I to IV level qualification on the NSW Skills List. To be eligible, a student must be aged between 15 and 30 years and eligible for Smart and Skilled's concession fee (with priority given to social housing residents); or living (or have lived) in out-of-home care; or someone who has experienced (or is experiencing) domestic/family violence.
FY	Financial year
Jobs of Tomorrow Scholarships	The Program provides \$25 million over four years (starting in 2016) for 25,000 scholarships in science, technology, engineering and mathematics (STEM) VET qualifications. Eligible students receive a \$1,000 scholarship to encourage them to enrol and complete a STEM qualification. In each calendar year, the first 6,250 eligible students who apply and commence training will be offered a scholarship.
IVETS	The NSW Department of Industry's Integrated Vocational Education and Training Services database.
NCAP	New Careers for Aboriginal People Program
NCVER	National Centre for Vocational Education Research
New entrant trainee	An employee who is party to a traineeship to learn a recognised vocation on-the-job under supervision and off-the-job with a training provider.
Non-accredited vocational training	Education with a vocational intent that is non-assessable and not recognised under the AQF.
NSW Ageing Strategy	NSW Government commitment to support seniors in the community with a range of programs and initiatives.
OLiV	The NSW Department of Industry's On Line Validation System.
Private training provider	A non-TAFE training provider that is registered with the Australian Skills Quality Authority, and can deliver nationally recognised courses and award AQF VET qualifications.
Qualification	A nationally recognised qualification under the Australian Qualifications Framework (AQF).
Recognition of prior learning	Recognition of prior learning (RPL) involves the assessment of the previously unrecognised skills and knowledge an individual has achieved outside the formal education and training system. This assessment determines the extent to which that individual has achieved the required learning outcomes, competency outcomes, or standards for entry to, and/or partial or total completion of a program of study without the need for further study.
Region	There are 15 training regions (which are based on Australian Bureau of Statistics SA4 level). See Figure 6 on page 32.
Regional	A classification of a student's residence using the Australian Bureau of Statistics Accessibility/Remoteness Index of Australia.
Registered training organisation (RTO)	An training provider that is registered with the Australian Skills Quality Authority – which allows them to deliver nationally courses and award AQF VET qualifications.
Remote	A classification of a student's residence using the Australian Bureau of Statistics Accessibility/Remoteness Index of Australia.
Reskilling NSW strategy	An NSW Government initiative to help individuals get a job by giving them better access to VET.
Returned (contract)	A training provider that has chosen to withdraw from its Smart and Skilled contract.
Smart and Skilled	The NSW Government's initiative to create a successful contestable VET market in NSW, and achieve the goals of VET reform and the skill priorities of NSW.
Smart and Skilled program	A subset of Smart and Skilled government-subsidised training with specific characteristics.

Status (training provider)	Indicates whether a Smart and Skilled training provider's contract has been approved, suspended, returned or terminated.
Subject-only enrolment	An enrolment in a module or unit of competency that is not intended to lead to the issue of a qualification or accredited course.
Suspended (training provider)	A training provider's Smart and Skilled contract has been temporarily suspended for one or more breaches of contract conditions.
TAFE NSW	The NSW Government's public training provider of VET in NSW.
Tech Savvy Seniors Program	A joint NSW Government and Telstra initiative that provides grants to ACE providers to deliver training in the use of smart technologies to people over 60 years of age.
Terminated (training provider)	A training provider's Smart and Skilled contract has been terminated for one or more breaches of contract conditions.
Total VET activity	All accredited VET activity from all training providers (unless granted an exemption) in accordance with the National VET Provider Collection Data Requirements Policy.
Trade	The occupation to which an apprenticeship leads.
Training contract	The mutual agreement between an employer and apprentice or trainee.
Training contract type	A training contract can be either an apprenticeship, an existing worker traineeship or a new entrant traineeship.
Training provider	A training provider that is registered with the Australian Skills Quality Authority, and can deliver nationally recognised courses and award AQF VET qualifications.
VET	Vocational education and training
VET FEE-HELP	An Australian Government income-contingent loan scheme for VET students. A loan covers a student's fees. The student is only required to pay back the loan when their income reaches a set level.
Vocation	The occupation to which a traineeship leads.
Vocational Training Assistance	Provided through the Vocational Training Assistance Scheme (VTAS) – a program that provides eligible apprentices and trainees with monetary assistance to attend off-the-job training during the term of their apprenticeship or traineeship. Existing worker trainees are ineligible to claim vocational training assistance. Current rates for travel are 12 cents per kilometre and \$28 per night for accommodation, and a one-off payment of up to \$2,000 for a student who has to relocate.
VTAS	Vocational Training Assistance Scheme
Woman in non-traditional trades	Currently, 167 out of a total 1,211 trades are considered to be non traditional trades for women. Examples include Certificate III in Aeroskills (Mechatronics) and Certificate III in Solid Plastering.
YTD	Year to date

NSW training regions

Figure 6 Training regions in NSW

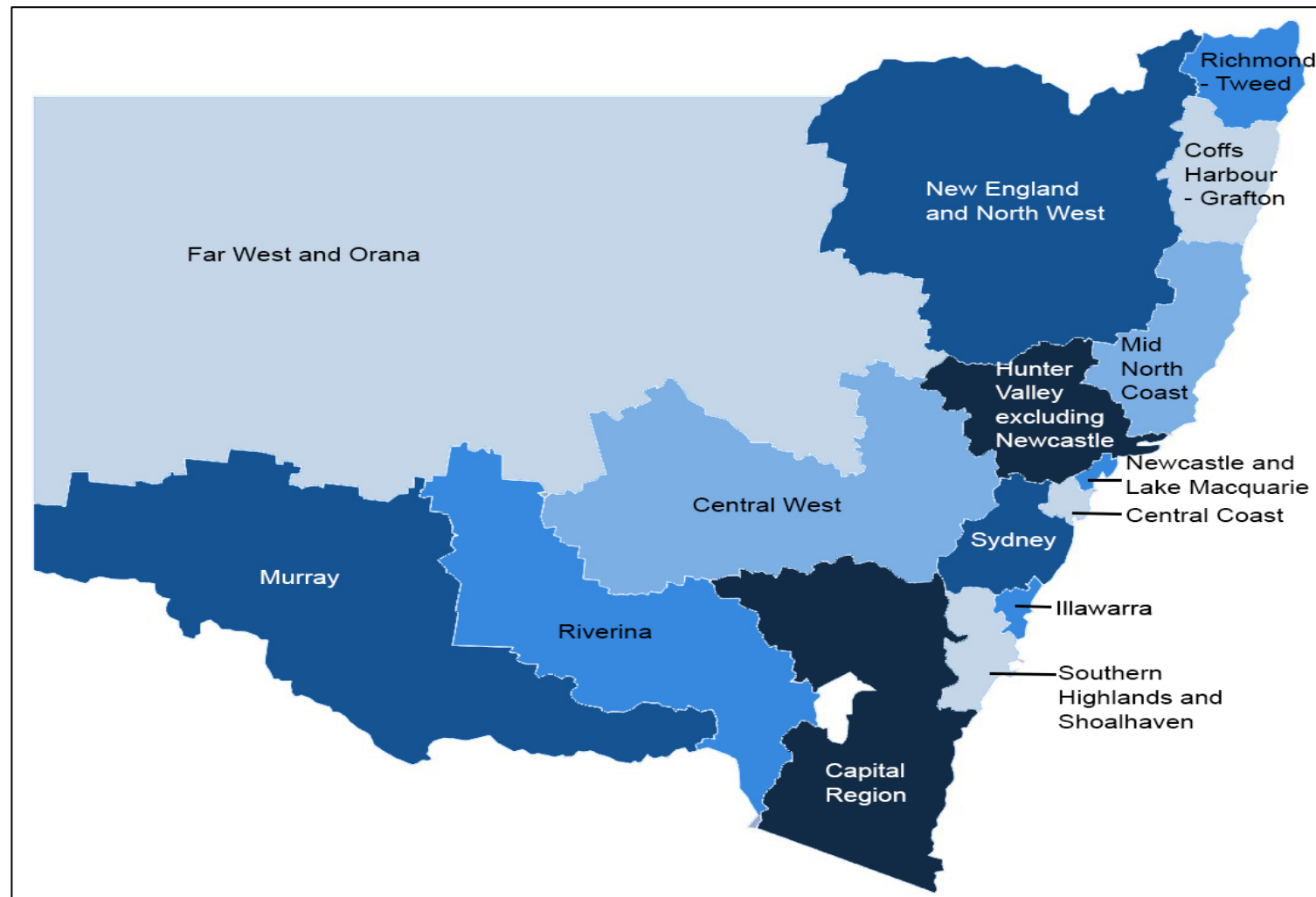


Table 44 Major towns or areas for each region

This region...	Includes...
Capital Region	Goulburn, Yass, Queanbeyan, the Snowy Mountains and the South Coast
Central Coast	Brooklyn, Davistown, Terrigal, The Entrance, Wyong and Gosford
Central West	Bathurst, Lachlan Valley, Lithgow, Mudgee and Orange
Coffs Harbour–Grafton	Coffs Harbour and the Clarence Valley
Far West and Orana	Bourke, Cobar, Coonamble, Broken Hill and Dubbo
Hunter Valley excluding Newcastle	Lower and Upper Hunter, Maitland and Port Stephens
Illawarra	Wollongong, Shellharbour and Kiama
Mid North Coast	Great Lakes, Kempsey, Nambucca, Lord Howe Island, Port Macquarie, Taree and Gloucester
Murray	Upper and Lower Murray, and Albury
Newcastle and Lake Macquarie	Newcastle and Lake Macquarie
New England and North West	Armidale, Inverell, Moree, Inverell, Tenterfield, Moree, Narrabri, Tamworth and Gunnedah
Richmond–Tweed	Richmond Valley and Tweed Valley
Riverina	Griffith, Tumut and Wagga Wagga
Southern Highlands and Shoalhaven	Mittagong, Bowral, Nowra and Ulladulla
Sydney	Sydney and the Blue Mountains