



Performance of NSW VET programs: monthly report

January 2019

Published by the Department of Industry, Skills and Regional Development. First published April 2016.

© State of New South Wales through Department of Industry, Skills and Regional Development 2016

This publication is copyright. You may download, display, print and reproduce this material provided that the wording is reproduced exactly, the source is acknowledged, and the copyright, update address and disclaimer notice are retained. To copy, adapt, publish, distribute or commercialise any of this publication you will need to seek permission from the Department of Industry, Skills and Regional Development.

Disclaimer: The information contained in this publication is based on knowledge and understanding at the time of writing (June 2016). However, because of advances in knowledge, users are reminded of the need to ensure that the information upon which they rely is up to date and to check the currency of the information with the appropriate officer of the Department of Industry, Skills and Regional Development or the user's independent advisor.

Contents

About this report	4
National VET activity data	5
VET activity data from NCVET	5
Enrolments by qualification level	5
Performance of NSW VET programs	7
Aboriginal programs and services	7
Elsa Dixon Aboriginal Employment Program	7
Aboriginal Enterprise Development Officer Program	8
New Careers for Aboriginal People Program	8
The Way Ahead for Aboriginal People Program	8
Adult and Community Education programs	9
Qualification enrolments by funding source	9
Subject-only enrolments by funding source	10
Community service obligations funded enrolments in qualifications	11
CSO-funded students doing qualifications	12
CSO-funded subject-only enrolments	13
CSO-funded students doing subjects only	14
Apprenticeships and traineeships	15
Training contract approvals for apprenticeships and traineeships	15
Top five apprenticeships and traineeships by training contract approvals	18
Apprentices and trainees in training	19
Training contract completion rates for apprenticeships and traineeships	19
Bert Evans Apprentice Scholarships	20
Smart and Skilled Program	21
Enrolments	21
Students	24
Smart and Skilled training providers	26
Top 10 qualifications	27
Fee-Free Scholarships	28
Glossary	30
NSW training regions	33

About this Report

This is a monthly report on the performance of NSW vocational education and training (VET) programs and follows the introduction of the NSW Government's Smart and Skilled reform in January 2015. The Department of Industry, Skills and Regional Development publishes this report regularly in line with the NSW Government's commitment to transparency.

The completeness of the report's data and information will improve over time as training providers adjust to new reporting requirements.

When interpreting the report's data care must be taken because:

- There are overlaps between different data sets (e.g. apprenticeship data appears in both the Apprenticeship and Traineeship section, and in the Smart and Skilled section).
- Data may have breaks or adjustments in the time series.
- Some data relates to the year to date (YTD) and previous YTD, but other data may relate to a calendar or financial year.

The Glossary explains terms the report uses and a map of training regions please see the table of contents for its location.

National VET activity data

The National Centre for Vocational Education Research (NCVER) is responsible for collecting, managing, analysing, evaluating and communicating research and statistics about vocational education and training (VET) nationally on behalf of the Commonwealth and state and territory ministers responsible for VET.

VET activity data from NCVER

Enrolments by qualification level

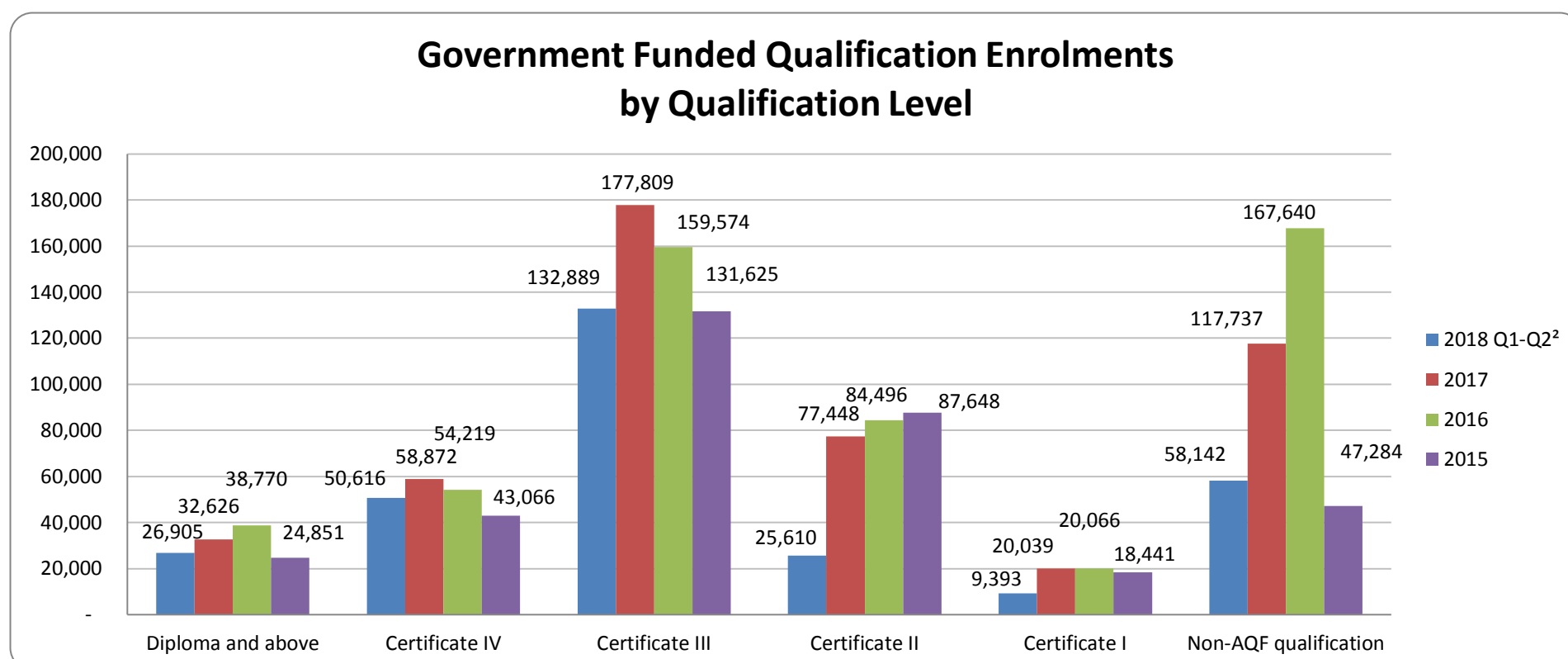
NSW Government-funded enrolments

Table 1 NSW Government-funded enrolments by qualification level¹
For calendar year period
Extracted 01-Feb-2019
Source: NCVER's VOCStats

Qualification level	2018 Q1-Q2 ²	2017	2016	2015
Diploma and above	26,905	32,626	38,770	24,851
Certificate IV	50,616	58,872	54,219	43,066
Certificate III	132,889	177,809	159,574	131,625
Certificate II	25,610	77,448	84,496	87,648
Certificate I	9,393	20,039	20,066	18,441
Non-AQF qualification	58,142	117,737	167,640	47,284
Total	303,555	484,531	524,765	352,915

¹ Government-funded activity is classified as 'NSW' by the funding body.
² Q1-Q2 refers to Jan to Jun data.

Figure 1 NSW Government-funded enrolments by qualification level¹
For calendar year period
Extracted 01-Feb-2019
Source: NCVER's VOCStats



Total NSW VET Activity

Total NSW VET activity is an estimate of all accredited VET training activity in NSW in 2014 – it includes government-subsidised training and fee-for-service training. NCVET noted that the publication of this data for the first time in 2015 was affected by incompleteness because 2014 was a transition year.

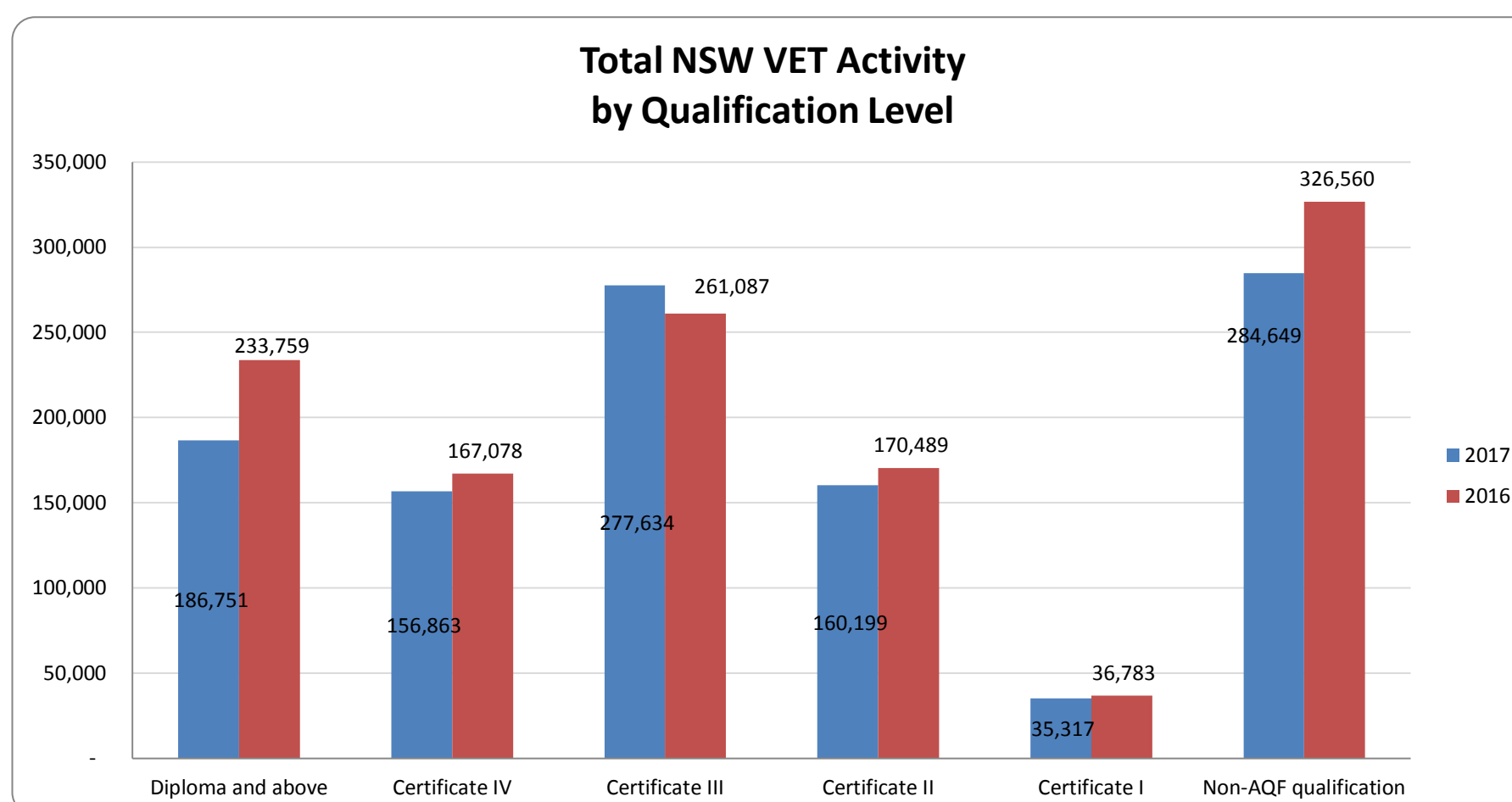
Source: NCVET

Table 2 Total NSW VET activity by qualification level
For Period 2016 and 2017 calendar year
Extracted 01-Feb-2019
Source: NCVET's VOCStats

Qualification level	2017	2016
Diploma and above	186,751	233,759
Certificate IV	156,863	167,078
Certificate III	277,634	261,087
Certificate II	160,199	170,489
Certificate I	35,317	36,783
Non-AQF qualification	284,649	326,560
Total	1,101,413	1,195,756

1 Total VET activity is classified as 'NSW' by delivery location.

Figure 2 Total NSW VET activity by qualification level
For Period calendar year
Extracted 1 January to 31 December 2018
Source: NCVET's VOCStats



Performance of NSW VET programs

Aboriginal programs and services

Elsa Dixon Aboriginal Employment Program

The Elsa Dixon Aboriginal Employment Program provides annual funding to organisations to support Aboriginal education, employment and training by:

- subsidising the salary, development and support costs of Aboriginal employees in a public service agency or local council
- funding innovative community projects
- supporting work experience for Aboriginal students in their final year of a degree or post-degree course.

Table 3 NSW Government-sector positions funded by the Elsa Dixon Aboriginal Employment Program by financial year
For Period (1 July 2018 to 31 January 2019)
Extracted 31 January 2019 (Supplied date)
Source: NSW Department of Industry

Position funded	2018-19 ¹	2017-18
Graduate Position (no longer exists)	-	-
Permanent position	2	2
School-based position	1	51
Temporary position	1	3
Total	4	56

Table 4 Partnerships funded by the Elsa Dixon Aboriginal Employment Program by financial year
For Period (1 July 2018 to 31 January 2019)
Extracted 31 January 2019 (Supplied date)
Source: NSW Department of Industry

Position funded	2018-19 ¹	2017-18
Partnerships	4	2

¹ The period covered is from 1 July 2018 to 31 January 2019.

Aboriginal programs and services

Aboriginal Enterprise Development Officer Program

The Aboriginal Enterprise Development Officer (AEDO) Program is a free program for Aboriginal people considering starting up their own business or expanding their current business.

Table 5 Outcomes for the Aboriginal Enterprise Development Officer Program by financial year
For Period (1 July 2018 to 31 January 2019)
Extracted 31 January 2019 (Supplied date)
Source: NSW Department of Industry

	2018-19 ¹	2017-18
AEDO projects funded	8	8
AEDO new businesses established	26	51
Aboriginal employment positions created	44	88

¹ The period covered is from 1 July 2018 to 31 January 2019.

New Careers for Aboriginal People Program

The New Careers for Aboriginal People (NCAP) Program is a free program for Aboriginal people seeking employment and training advisory support services.

Table 6 Outcomes for the New Careers for Aboriginal People Program by financial year
For Period (1 July 2018 to 31 January 2019)
Extracted 31 January 2019 (Supplied date)
Source: NSW Department of Industry

	2018-19 ¹	2017-18
NCAP projects funded ²	12	12
NCAP employment outcomes ³	290	739
NCAP training outcomes ⁴	492	888

¹ The period covered is from 1 July 2018 to 31 January 2019.

² Refers to not-for-profit, community-owned organisations that deliver the NCAP Program.

³ Number of individuals placed in employment and still in employment after three months.

⁴ Number of individuals who have completed an accredited training course or qualification.

The Way Ahead for Aboriginal People Program

The Way Ahead for Aboriginal People Program provides mentoring services for Aboriginal apprentices and trainees who need additional support in the workplace. Mentors are chosen because of their experience and acceptance within Aboriginal communities.

Source: NSW Department of Industry.

Table 7 Outcomes for The Way Ahead for Aboriginal People Program by financial year
For Period (1 July 2018 to 31 January 2019)
Extracted 31 January 2019 (Supplied date)
Source: NSW Department of Industry

	2018-19 ¹	2017-18
Apprentices mentored	190	172
Trainees mentored	259	250
School-based apprentices or trainees mentored	116	186
Total	565	608

¹ The period covered is from 1 July 2018 to 31 January 2019.

Adult and Community Education programs

Adult and Community Education (ACE) training providers are not-for-profit, community-owned organisations with a primary focus on adult education. The ACE sector delivers courses relating to leisure, personal and community development, employment skills, preparation for VET and nationally recognised programs of study.

ACE data is collected quarterly and the most recent data available is the period 1 January 2018 to 31 December 2018.

Qualification enrolments by funding source

By commencements, continuing enrolments and completions

Table 8 Commencing, continuing and completed enrolments in qualifications by funding source
For Period (1 January 2018 to 31 December 2018)
Extracted 15 February 2019
Source: NSW Department of Industry's On Line Validation System (OLiV)

Funding source	Commencements	Continuing	Completions
Community service obligation (Smart and Skilled) ¹	2,025	229	346
Other government funding ² excluding Smart and Skilled ¹	1,702	491	645
Fee for service ¹	1,611	807	281
Total	5,338	1,527	1,272

¹ Includes part qualifications.

² Includes funding from the NSW Government and the Australian Government.

By number of students

Table 9 Number of students who commenced, continued and/or completed their enrolment in a qualification by funding source
For Period (1 January 2018 to 31 December 2018)
Extracted 15 February 2019
Source: NSW Department of Industry's On Line Validation System (OLiV)

Funding source ¹	Commencements	Continuing	Completions
Community service obligation (Smart and Skilled) ²	1,625	222	340
Other government funding excluding Smart and Skilled ²	1,591	485	577
Fee for service ²	1,555	789	278

¹ As a student may fall into one or more funding group this table does not include totals.

² Includes part qualifications.

Adult and Community Education programs

Subject-only enrolments by funding source

Subject-only enrolments include both accredited and non-accredited vocational training. However, all subjects delivered must be nationally approved with vocational intent (i.e. supporting employment outcomes), with no more than 20 per cent in non-accredited courses.

By commencements, continuing enrolments and completions

Table 10 Commencements, continuing enrolments and completions for subjects-only enrolments by funding source
For Period (1 January 2018 to 31 December 2018)
Extracted 15 February 2019

Source: NSW Department of Industry's On Line Validation System (OLiV)

Funding source	Commencements	Continuing	Completions ¹
Community service obligation (Smart and Skilled)	33,368	2,728	28,842
Other government funding ² excluding Smart and Skilled	5,741	673	4,757
Fee for service	22,486	807	21,107
Total	61,595	4,208	54,706

¹ Completion is where an enrolled student either:
- achieved competency achieved/passed
- was granted recognition of prior learning
- was deemed to have satisfactorily completed a non-assessable enrolment

² A subset of 'other government-funded activity' is the Tech Savvy Seniors Program which contributes to the NSW Ageing Strategy. In the

By number of students

Table 11 Number of students who commenced, continued and/or completed subject-only enrolments by funding source
For Period (1 January 2018 to 31 December 2018)
Extracted 15 February 2019

Source: NSW Department of Industry's On Line Validation System (OLiV)

Funding source ¹	Commencements	Continuing	Completions ²
Community service obligation (Smart and Skilled)	9,859	891	8,986
Other government funding ³ excluding Smart and Skilled	2,506	212	2,248
Fee for service	16,405	520	15,639

¹ As a student may fall into one or more funding group this table does not include totals.

² Completion is where an enrolled student either:
- achieved competency achieved/passed
- was granted recognition of prior learning
- was deemed to have satisfactorily completed a non-assessable enrolment

³ A subset of 'other government-funded activity' is the Tech Savvy Seniors Program which contributes to the NSW Ageing Strategy. In the reported period, there were 1,933 individual students enrolled in 6,096 subject-only enrolments.

Adult and Community Education programs

Community service obligations (CSO) funded enrolments in qualifications

By region

Table 12 Commencing, continuing and completed community service obligations (CSO) funded enrolments in qualifications by region
For Period (1 January 2018 to 31 December 2018)
Extracted 15 February 2019
Source: NSW Department of Industry's On Line Validation System (OLiV)

Region ¹	Commencements	Continuing	Completions
Capital Region	11	1	1
Central Coast	25	22	32
Central West	164	13	-
Coffs Harbour–Grafton	61	-	-
Far West and Orana	379	7	138
Hunter Valley excluding Newcastle	-	-	-
Illawarra	20	1	1
Mid North Coast	26	9	2
Murray	7	1	1
New England and North West	202	43	-
Newcastle and Lake Macquarie	34	20	13
Richmond–Tweed	156	25	4
Riverina	397	20	140
Southern Highlands and Shoalhaven	10	-	-
Sydney	533	67	14
Unknown ²	-	-	-
Total	2,025	229	346

¹ For the area a region covers see Figure 10 on page 39.

² The postcode of a student's home address was not recorded.

By disadvantaged student group

Table 13 Commencing, continuing and completed CSO-funded enrolments in qualifications by disadvantaged student group
For Period (1 January 2018 to 31 December 2018)
Extracted 15 February 2019
Source: NSW Department of Industry's On Line Validation System (OLiV)

Disadvantaged student group ¹	Commencements	Continuing	Completions
Aboriginal or Torres Strait Islanders	336	28	67
Students with disabilities	650	83	136
Students living in a regional area	474	66	118
Students living in a remote area	1,251	93	291

¹ As a student may fall into one or more group this table does not include totals.

Adult and Community Education programs

Community service obligations (CSO) funded students doing qualifications

By region

Table 14 Number of CSO-funded students who commenced, continued and/or completed qualifications by region
For Period (1 January 2018 to 31 December 2018)
Extracted 15 February 2019
Source: NSW Department of Industry's On Line Validation System (OLiV)

Region ¹	Commencements	Continuing	Completions
Capital Region	11	1	1
Central Coast	24	22	32
Central West	137	7	-
Coffs Harbour–Grafton	60	-	-
Far West and Orana	297	7	138
Hunter Valley excluding Newcastle	-	-	-
Illawarra	13	1	1
Mid North Coast	26	9	2
Murray	5	1	1
New England and North West	201	43	-
Newcastle and Lake Macquarie	31	20	13
Richmond–Tweed	149	25	4
Riverina	222	19	134
Southern Highlands and Shoalhaven	10	-	-
Sydney	439	67	14
Unknown ²	-	-	-
Total	1,625	222	340

¹ For the area a region covers see Figure 10 on page 39.

² The postcode of a student's home address was not recorded.

By disadvantaged student group

Table 15 Number of CSO-funded students who commenced, continued and/or completed qualifications by disadvantaged student group
For Period (1 January 2018 to 31 December 2018)
Extracted 15 February 2019
Source: NSW Department of Industry's On Line Validation System (OLiV)

Disadvantaged student group ¹	Commencements	Continuing	Completions
Aboriginal or Torres Strait Islanders	245	25	65
Students with disabilities	483	82	133
Students living in a regional area	399	66	118
Students living in a remote area	965	86	285

¹ As a student may fall into one or more group this table does not include totals.

Adult and Community Education programs

Community service obligations (CSO) funded subject-only enrolments

By region

Table 16 Commencing, continuing and completed CSO-funded enrolments for subjects only by region
For Period (1 January 2018 to 31 December 2018)
Extracted 15 February 2019
Source: NSW Department of Industry's On Line Validation System (OLIV)

Region ¹	Commencements	Continuing	Completions
Capital Region	955	37	863
Central Coast	2,654	73	2,255
Central West	2,528	13	2,457
Coffs Harbour–Grafton	1,854	150	1,698
Far West and Orana	979	-	922
Hunter Valley excluding Newcastle	-	-	-
Illawarra	1,562	47	1,248
Mid North Coast	4,261	436	3,795
Murray	538	80	401
New England and North West	3,171	49	3,074
Newcastle and Lake Macquarie	477	148	363
Richmond–Tweed	3,728	730	3,135
Riverina	818	40	745
Southern Highlands and Shoalhaven	1,503	32	1,257
Sydney	8,340	893	6,629
Unknown ²	-	-	-
Total	33,368	2,728	28,842

¹ For the area a region covers see Figure 10 on page 39.

² The postcode of a student's home address was not recorded.

By disadvantaged student group

Table 17 Number of CSO-funded students who commenced, continued and/or completed enrolments in subjects only by disadvantaged student group
For Period (1 January 2018 to 31 December 2018)
Extracted 15 February 2019
Source: NSW Department of Industry's On Line Validation System (OLIV)

Disadvantaged student group ¹	Commencements	Continuing	Completions
Aboriginal or Torres Strait Islanders	5,293	644	4,692
Students with disabilities	9,346	671	7,777
Students living in a regional area	10,747	1,101	9,189
Students living in a remote area	12,301	653	11,321

¹ As a student may fall into one or more group this table does not include totals.

Adult and Community Education programs

Community service obligations (CSO) funded students doing subjects only

By region

Table 18 Number of CSO-funded students who commenced, continued and/or completed enrolments in subjects only by region
For Period (1 January 2018 to 31 December 2018)
Extracted 15 February 2019
Source: NSW Department of Industry's On Line Validation System (OLiV)

Region ¹	Commencements	Continuing	Completions
Capital Region	244	12	236
Central Coast	600	24	521
Central West	1,287	13	1,275
Coffs Harbour–Grafton	710	52	672
Far West and Orana	509	-	486
Hunter Valley excluding Newcastle	-	-	-
Illawarra	397	19	348
Mid North Coast	1,041	234	954
Murray	100	19	84
New England and North West	1,105	12	1,083
Newcastle and Lake Macquarie	113	83	88
Richmond–Tweed	1,415	187	1,206
Riverina	191	9	184
Southern Highlands and Shoalhaven	296	12	272
Sydney	1,851	215	1,577
Unknown ²	-	-	-
Total	9,859	891	8,986

¹ For the area a region covers see Figure 10 on page 39.

² The postcode of a student's home address was not recorded.

By disadvantaged student group

Table 19 Number of CSO-funded students who commenced, continued and/or completed enrolments in subjects only by disadvantaged student group
For Period (1 January 2018 to 31 December 2018)
Extracted 15 February 2019
Source: NSW Department of Industry's On Line Validation System (OLiV)

Disadvantaged student group ¹	Commencements	Continuing	Completions
Aboriginal or Torres Strait Islanders	1,584	210	1,471
Students with disabilities	2,463	303	2,200
Students living in a regional area	3,075	393	2,705
Students living in a remote area	4,506	241	4,314

¹ As a student may fall into one or more group this table does not include totals.

Apprenticeships and traineeships

Training contract approvals for apprenticeships and traineeships

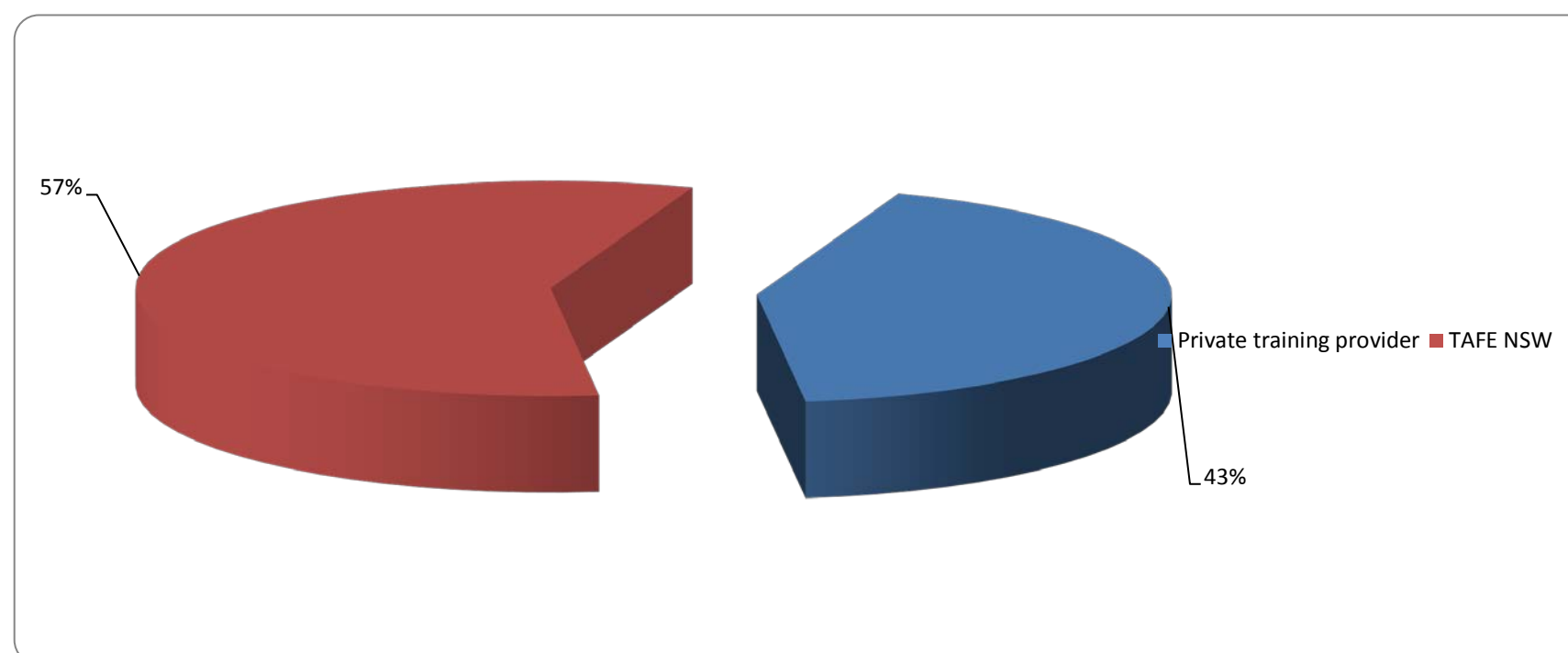
By training provider type

Table 20 Training contract approvals by training provider type
 For Period YTD: 1 January to 31 January 2019; previous YTD: 1 January to 31 January 2018; and 2018 calendar year
 Extracted 1 February 2019
 Source: The NSW Department of Industry's Integrated Vocational Education and Training System (IVETS).

Training provider type	YTD	Previous YTD	Previous CY
Private training provider	1,770	1,467	24,309
TAFE NSW	2,387	2,165	21,931
Unknown ¹	-	-	-
Total	4,157	3,632	46,240

¹ Interstate public training providers who have training contracts with NSW-based apprentices.

Figure 3 Training contract approval by training provider type (YTD: 1 January to 31 January 2019)
 For Period YTD: 1 January to 31 January 2019; previous YTD: 1 January to 31 January 2018; and 2018 calendar year
 Extracted 1 February 2019
 Source: The NSW Department of Industry's Integrated Vocational Education and Training System (IVETS).



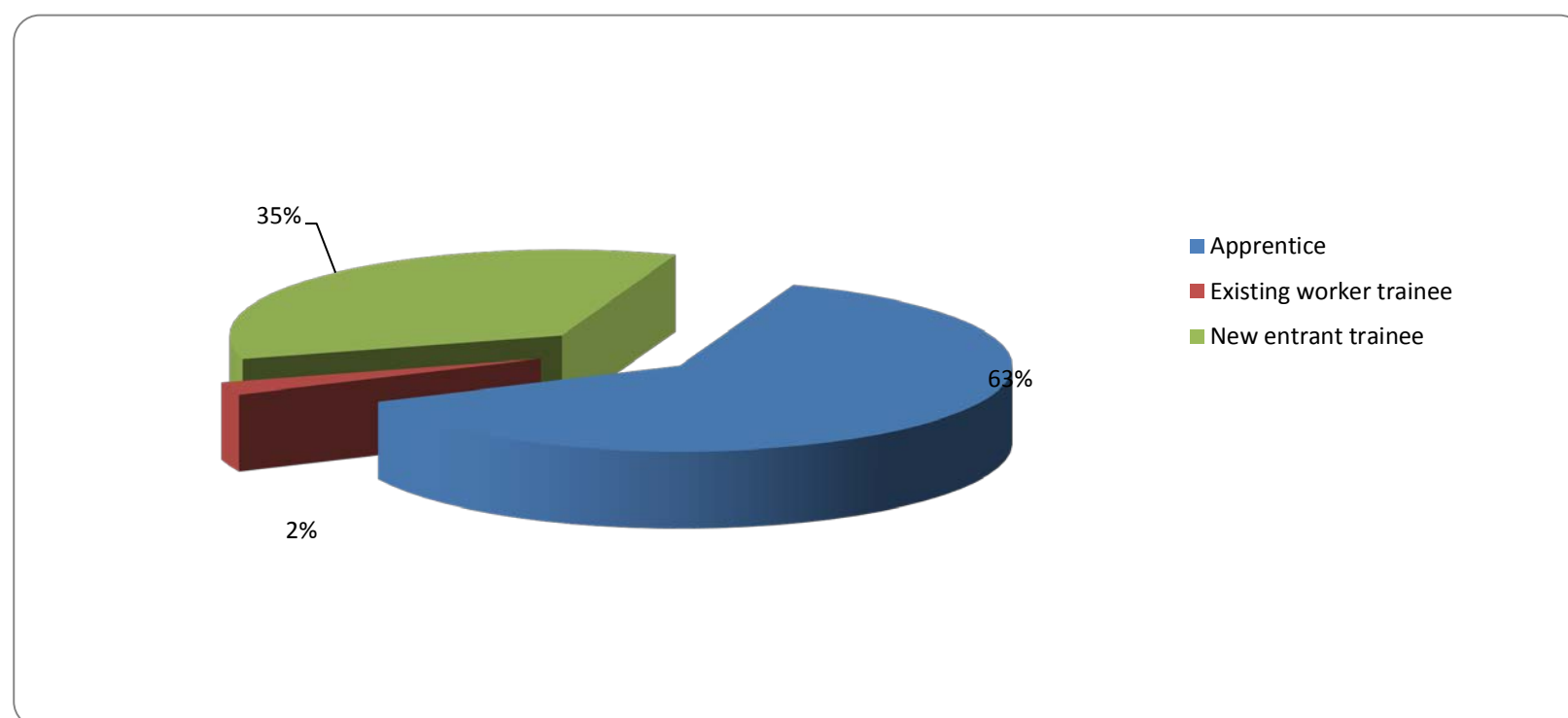
Apprenticeships and traineeships

By student type

Table 21 Training contract approvals by student type
For Period YTD: 1 January to 31 January 2019; previous YTD: 1 January to 31 January 2018; and 2018 calendar year
Extracted 1 February 2019
Source: The NSW Department of Industry's Integrated Vocational Education and Training System (IVETS).

Student type	YTD	Previous YTD	Previous CY
Apprentice	2,600	2,160	22,277
Existing worker trainee	100	82	863
New entrant trainee	1,457	1,390	23,100
Total	4,157	3,632	46,240

Figure 4 Training contract approvals by student type
For Period YTD: 1 January to 31 January 2019
Extracted 1 February 2019
Source: The NSW Department of Industry's Integrated Vocational Education and Training System (IVETS).



By disadvantaged student group

Table 22 Training contract approvals by disadvantaged student group
For Period YTD: 1 January to 31 January 2019; previous YTD: 1 January to 31 January 2018; and 2018 calendar year
Extracted 1 February 2019
Source: The NSW Department of Industry's Integrated Vocational Education and Training System (IVETS).

Disadvantaged student group ¹	YTD	Previous YTD	Previous CY
Aboriginal or Torres Strait Islanders	275	213	3,332
Students with disabilities	104	85	1,323
Students living in a regional area	906	736	9,291
Students living in a remote area	952	732	9,879
Women in non-traditional trades	142	97	765

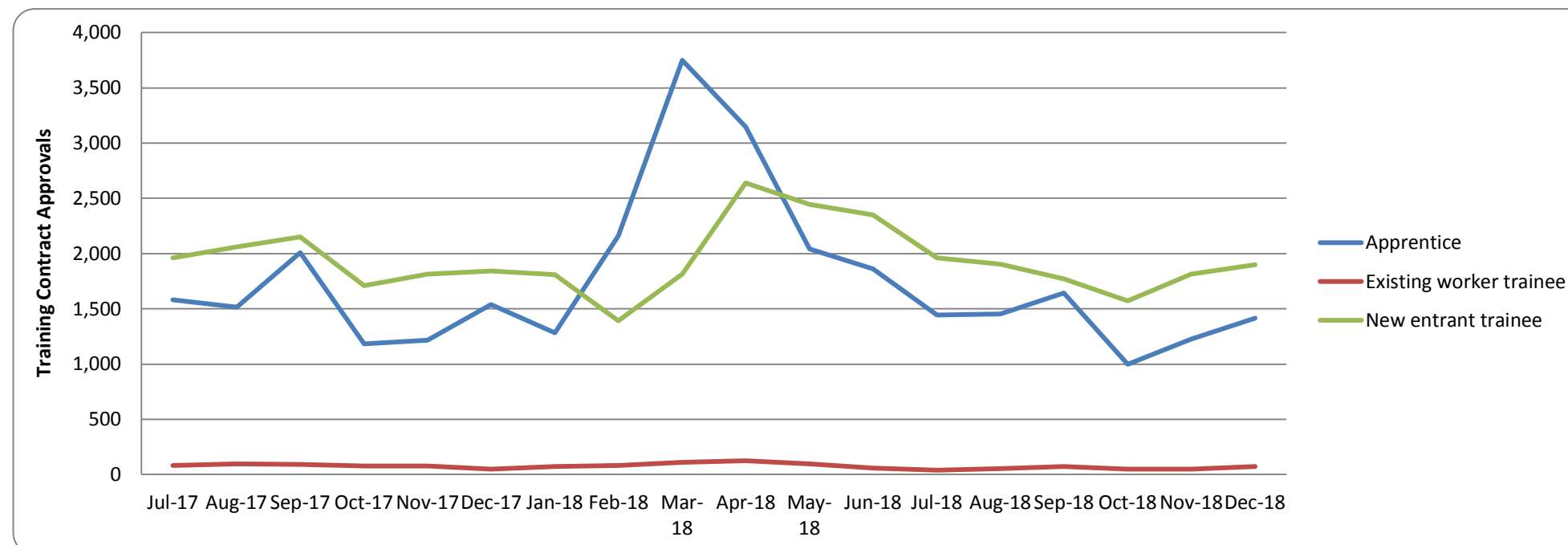
¹ As a student may fall into one or more group this table does not include totals. Also, data is not collected about individuals on a training contract who hold a humanitarian visa or are long-term unemployed.

Apprenticeships and traineeships

By month (for previous 18 months)

Figure 5 Training contract approvals by month
For Period previous 18 months
Extracted 1 February 2019

Source: The NSW Department of Industry's Integrated Vocational Education and Training System (IVETS).



By region

Table 23 Training contract approvals by region

For Period YTD: 1 January to 31 January 2019; previous YTD: 1 January to 31 January 2018; and 2018 calendar year
Extracted 1 February 2019

Source: The NSW Department of Industry's Integrated Vocational Education and Training System (IVETS).

Region ¹	YTD	Approvals as % of a region's population (YTD)	Previous YTD	Previous CY
Capital Region	100	0.05%	110	1,473
Central Coast	170	0.05%	154	1,771
Central West	170	0.09%	133	1,511
Coffs Harbour–Grafton	103	0.08%	56	790
Far West and Orana	84	0.07%	42	923
Hunter Valley excluding Newcastle	250	0.10%	172	2,051
Illawarra	120	0.04%	180	2,015
Mid North Coast	142	0.07%	94	1,311
Murray	107	0.10%	68	829
New England and North West	82	0.05%	116	1,537
Newcastle and Lake Macquarie	318	0.09%	286	2,902
Richmond–Tweed	153	0.07%	104	1,276
Riverina	183	0.12%	81	1,646
Southern Highlands and Shoalhaven	56	0.04%	95	973
Sydney	2,018	0.05%	1,940	24,346
Unknown ²	101	N/A	1	886
Total	4,157	0.06%	3,632	46,240

¹ For the area a region covers see Figure 10 on page 39.

² Not enough data to map training location to a NSW region.

Apprenticeships and traineeships

Top five Apprenticeships and Traineeships by training contract approvals

Top five Apprenticeships for year to date

Table 24 Top five apprenticeship by qualification
For Period YTD: 1 January to 31 January 2019
Extracted 1 February 2019
Source: The NSW Department of Industry's Integrated Vocational Education and Training System (IVETS).

Apprenticeship qualification	YTD
Electrotechnology - Electrician Certificate III	528
Carpentry Certificate III	360
Plumbing Certificate III	216
Engineering - Fabrication Trade Certificate III	159
Automotive - Light Vehicle Mechanical Technology Certificate III	143

Top five Apprenticeships for previous year to date

Table 25 Top five apprenticeship by qualification
For Period previous YTD: 1 January to 31 January 2018
Extracted 1 February 2019
Source: The NSW Department of Industry's Integrated Vocational Education and Training System (IVETS).

Apprenticeship qualification	Previous YTD
Electrotechnology - Electrician Certificate III	417
Carpentry Certificate III	296
Plumbing Certificate III	229
Automotive - Light Vehicle Mechanical Technology Certificate III	170
Engineering - Fabrication Trade Certificate III	94

Top five Traineeships for year to date

Table 26 Top five traineeships by qualification
For Period YTD: 1 January to 31 January 2019
Extracted 1 February 2019
Source: The NSW Department of Industry's Integrated Vocational Education and Training System (IVETS).

Traineeship qualification	YTD
Community Services - Early Childhood Education and Care Certificate III	201
Transport and Logistics - Driving Operations Certificate III	158
Business Services - Customer Engagement Certificate III	96
Retail Certificate III	59
Tourism - Travel Certificate III	49

Apprenticeships and traineeships

Top five traineeships for previous year to date

Table 27 Top five traineeships by qualification (previous YTD: 1 January to 31 January 2018)
For Period previous YTD: 1 January to 31 January 2018

Extracted 1 February 2019

Source: The NSW Department of Industry's Integrated Vocational Education and Training System (IVETS).

Traineeship qualification	Previous YTD
Community Services - Early Childhood Education and Care Certificate III	170
Retail Certificate III	101
Transport and Logistics - Warehousing Operations Certificate II	78
Business Services - Business Certificate III	74
Hospitality Certificate III	63

Apprentices and trainees in training

Table 28 Number of apprentices and trainees in training
For Period as at 1 February 2019

Extracted 1 February 2019

Source: The NSW Department of Industry's Integrated Vocational Education and Training System (IVETS).

Student type	Number
Apprentices	58,656
Existing worker trainees	1,494
New entrant trainees	27,326
Total	87,476

Training contract completion rates for Apprenticeships and Traineeships

Table 29 Contract completion rates for apprenticeships and traineeships
For Period calendar years 2018

Extracted 1 February 2019

Source: The NSW Department of Industry's Integrated Vocational Education and Training System (IVETS).

Contract type	2018 (%)	2017 (%)
Apprenticeship	58.4%	58.8%
Traineeship	60.5%	62.0%
Total	59.6%	60.7%

Apprenticeships and traineeships

Bert Evans Apprentice Scholarships

The Bert Evans Apprentice Scholarships assist apprentices in NSW who have demonstrated:

- hardship in their personal circumstances
- an aptitude for VET that will lead them to complete their trade training successfully
- a positive attitude and application in the workplace and in off-the-job training.

Source: NSW Department of Industry

Table 30 Number of students receiving a Bert Evans Scholarship
For Period calendar years 2018
Extracted 1 February 2019
Source: NSW Department of Industry

	2018	2017	2016
Scholarships awarded	85	75	72

Smart and Skilled Program

Smart and Skilled is a NSW Government's initiative to create a successful contestable VET market in NSW, achieve the goals of VET reform and the skill priorities of NSW.

Smart and Skilled delivers subsidised training under+A703 two broad categories known as 'program streams'— these are Entitlement and Targeted Priorities.

The Entitlement program stream encourages individuals to gain a post-school qualification at the Certificate I, II or III level and also includes apprenticeships and traineeships (which may be at the Certificate IV, Diploma or Advanced Diploma level). The Targeted Priorities program stream encourages individuals to gain a post-school qualification at the Certificate IV, Diploma or Advanced Diploma level.

Each program stream contains several 'programs'. The Entitlement program stream contains the:

- Entitlement Foundation Skills Program
- Entitlement Full Qualifications Program
- Entitlement Apprenticeships and Traineeships Program.

The Targeted Priorities program stream contains the:

- Targeted Priorities Full Qualifications Program
- Targeted Priorities Prevocational and Part Qualification Program.

A student may participate in more than one Smart and Skilled program, training provider or region.

Smart and Skilled commenced on 1 January 2015. Please consider this when comparing 2015 YTD and 2016 YTD data.

Enrolments

By Smart and Skilled program

Table 31 Commencing, continuing and completed enrolments by Smart and Skilled program
For Period YTD: 1 January to 31 January 2019; previous YTD: 1 January to 31 January 2018; and 2018 calendar year
Extracted 03 April 2019

Source: The NSW Department of Industry's Integrated Vocational Education and Training System (IVETS).

Smart and Skilled program	Commencements	Continuing	Completions
Entitlement – Apprenticeships	329	33,741	160
Entitlement – Traineeships	1,065	14,041	689
Entitlement Foundation Skills	203	1,613	31
Entitlement Full Qualifications	2,165	23,958	699
Other (Full Qualifications) ¹	-	-	-
Targeted Priorities (TP) Full Qualifications	455	8,429	322
TP Prevocational and Part Qualifications –Pre-apprenticeship ²	178	15	-
TP Prevocational and Part Qualifications –Pre-traineeship ³	144	63	-
TP Prevocational and Part Qualifications – Prevocational ³	66	206	-
TP Prevocational and Part Qualifications – Targeted Skills ⁴	979	2,132	-
Total	5,584	84,198	1,901

¹The training falls under an existing Smart and Skilled program but could not be processed with the standard method.

²Part qualifications that assist individuals to gain an apprenticeship or traineeship.

³Part or full qualifications that assist individuals to gain employment or enrol in further education.

⁴Part qualifications for priority groups and industries to assist individuals to upgrade their training and/or learn new skills for employment.

Smart and Skilled Program

By disadvantaged student group

Table 32 Commencing, continuing and completed enrolments by disadvantaged student group
For Period YTD: 1 January to 31 January 2019
Extracted 03 April 2019

Source: The NSW Department of Industry's Integrated Vocational Education and Training System (IVETS).

Disadvantaged student group ¹	Commencements	Continuing	Completions
Aboriginal or Torres Strait Islanders	558	7,288	120
Students with disabilities	409	4,682	94
Humanitarian visa holders	80	485	15
Long-term unemployed	290	2,024	63
Students living in a regional area	898	17,419	393
Students living in a remote area	341	6,427	123

¹As a student may fall into one or more group this table does not include totals.

By region

Table 33 Commencing, continuing and completed enrolments by region
For Period YTD: 1 January to 31 January 2019
Extracted 03 April 2019

Source: The NSW Department of Industry's Integrated Vocational Education and Training System (IVETS).

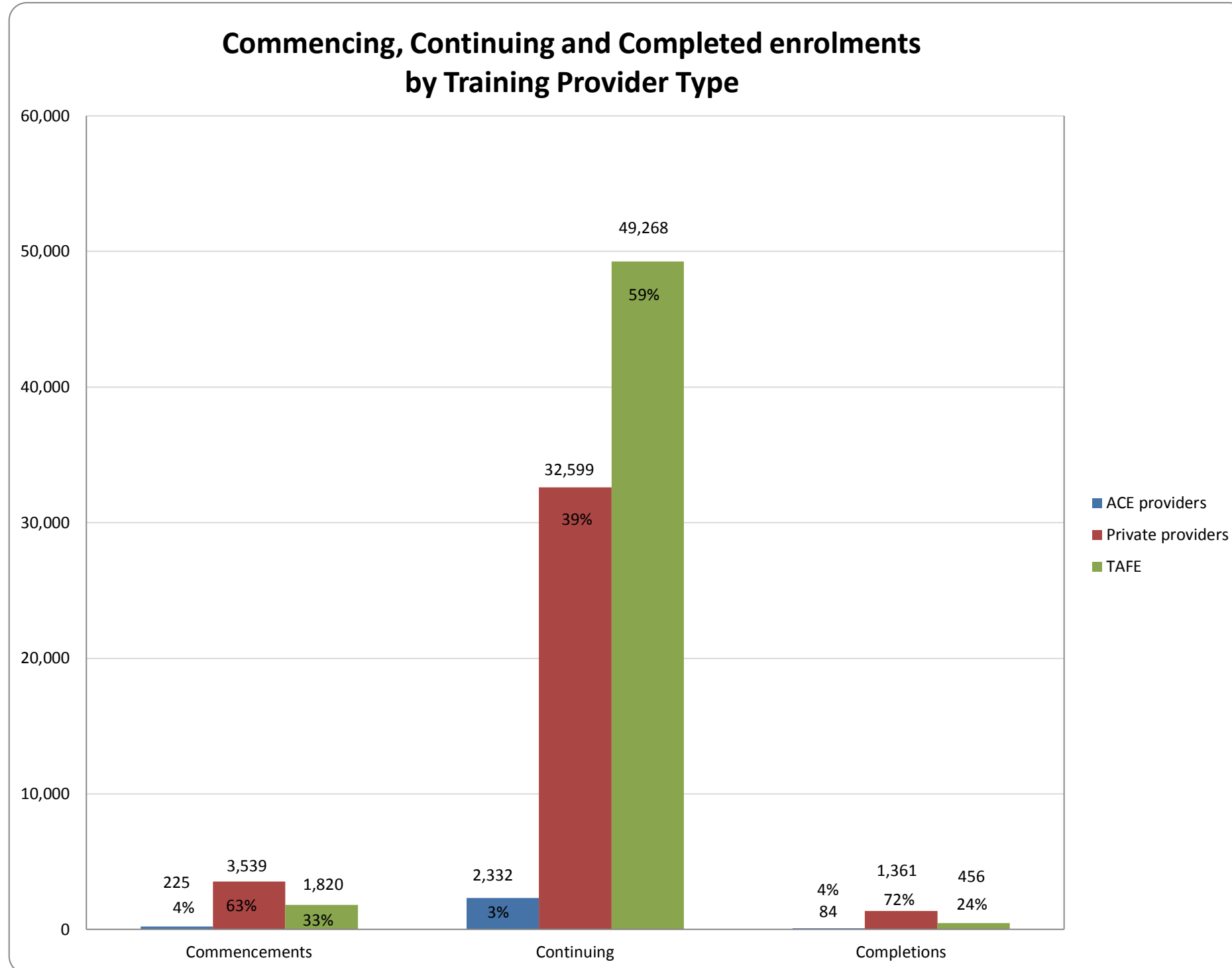
Region ¹	Commencements	Continuing	Completions
Capital Region	118	1,379	26
Central Coast	219	3,426	94
Central West	279	3,033	62
Coffs Harbour–Grafton	128	2,009	49
Far West and Orana	116	1,829	28
Hunter Valley excluding Newcastle	288	3,568	121
Illawarra	228	3,879	122
Mid North Coast	335	3,375	73
Murray	21	930	17
New England and North West	118	2,954	73
Newcastle and Lake Macquarie	311	5,789	134
Richmond–Tweed	161	2,870	49
Riverina	160	2,921	69
Southern Highlands and Shoalhaven	105	1,399	40
Sydney	2,996	44,603	943
Total	5,583	83,964	1,900

¹For the area a region covers see Figure 10 on page 39.

Smart and Skilled Program

By training provider type

Figure 4 Commencing, continuing and completed enrolments by training provider type
 For Period YTD: 1 January to 31 January 2019
 Extracted 03 April 2019
 Source: The NSW Department of Industry's Integrated Vocational Education and Training System (IVETS).



Smart and Skilled Program

Students

A student may participate in more than one Smart and Skilled program, training provider or region.

By Smart and Skilled program

Table 34 Number of students who commenced, continued and/or completed a qualification or accredited course under a Smart and Skilled program
For Period YTD: 1 January to 31 January 2019
Extracted 03 April 2019
Source: The NSW Department of Industry's Integrated Vocational Education and Training System (IVETS).

Smart and Skilled program	Commencements	Continuing	Completions
Entitlement – Apprenticeships	329	33,462	160
Entitlement – Traineeships	1,065	13,979	689
Entitlement Foundation Skills	202	1,604	30
Entitlement Full Qualifications	2,160	23,670	699
Other (Full Qualifications) ¹	-	-	-
Targeted Priorities (TP) Full Qualifications	449	8,208	321
TP Prevocational and Part Qualifications – Part Qualifications Pre-apprenticeship ²	178	15	-
TP Prevocational and Part Qualifications – Part Qualifications Pre-traineeship ²	144	63	-
TP Prevocational and Part Qualifications – Part Qualifications Prevocational ³	66	205	-
TP Prevocational and Part Qualifications – Targeted Skills ⁴	955	2,102	-
Overall unique student number⁵	5,534	82,712	1,896

¹The training falls under an existing Smart and Skilled program but could not be processed with the standard method.

²Part qualifications that assist individuals to gain an apprenticeship or traineeship.

³Part or full qualifications that assist individuals to gain employment or enrol in further education.

⁴Part qualifications for priority groups and industries to assist individuals to upgrade their training and/or learn new skills for employment.

⁵The overall unique student number is not a total.

By region

Table 35 Number of students who commenced, continued and/or completed a qualification or accredited course under a Smart and Skilled program by region
For Period YTD: 1 January to 31 January 2019
Extracted 03 April 2019
Source: The NSW Department of Industry's Integrated Vocational Education and Training System (IVETS).

Region ¹	Commencements	Commencements as % of a region's population	Continuing	Completions
Capital Region	115	0.06%	1,362	26
Central Coast	219	0.07%	3,406	94
Central West	271	0.14%	2,994	62
Coffs Harbour–Grafton	127	0.10%	1,989	49
Far West and Orana	116	0.10%	1,802	28
Hunter Valley excluding Newcastle	288	0.12%	3,550	121
Illawarra	228	0.08%	3,848	122
Mid North Coast	335	0.17%	3,324	72
Murray	21	0.02%	920	17
New England and North West	117	0.07%	2,909	73

Smart and Skilled Program

Table 35 Number of students who commenced, continued and/or completed a qualification or accredited course under a Smart and Skilled program by region (Cont.)

For Period YTD: 1 January to 31 January 2019

Extracted 03 April 2019

Source: The NSW Department of Industry's Integrated Vocational Education and Training System (IVETS).

Region ¹	Commencements	Commencements as % of a region's population	Continuing	Completions
Newcastle and Lake Macquarie	310	0.09%	5,743	134
Richmond–Tweed	159	0.07%	2,827	47
Riverina	159	0.11%	2,893	69
Southern Highlands and Shoalhaven	101	0.07%	1,383	40
Sydney	2,974	0.07%	43,886	941

¹For the area a region covers see Figure 10 on page 39.

²The overall unique student number is not the same as a total.

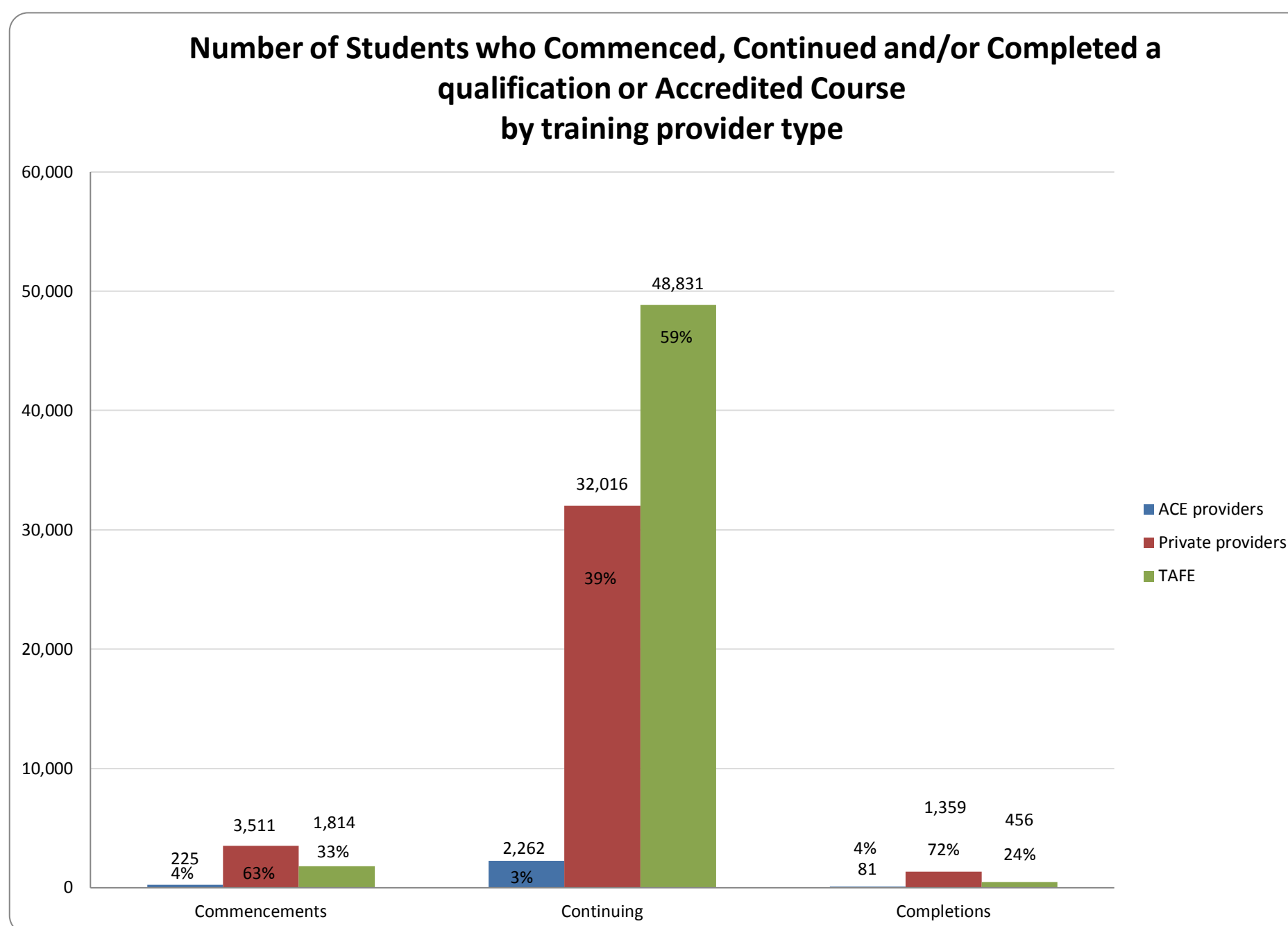
By training provider type

Figure 5 Number of students who commenced, continued and/or completed a qualification or accredited course by training provider type

For Period YTD: 1 January to 31 January 2019

Extracted 03 April 2019

Source: The NSW Department of Industry's Integrated Vocational Education and Training System (IVETS).



Smart and Skilled Program

Smart and Skilled training providers

A 'Smart and Skilled training provider' means a registered training organisation the NSW Department of Industry that has contracted to offer government-subsidised training under Smart and Skilled.

By Smart and Skilled programs with regional approvals

Table 36 Number of Smart and Skilled training providers with regional training delivery approvals by Smart and Skilled program
For Period as at 03 April 2019
Extracted 03 April 2019
Source: The NSW Department of Industry's Integrated Vocational Education and Training System (IVETS).

Region ¹	No. of approved training providers	
	Entitlement Full Qualifications Program	Targeted Priorities Full Qualification Program
Capital Region	26	26
Central Coast	46	30
Central West	31	25
Coffs Harbour–Grafton	20	17
Far West and Orana	31	13
Hunter Valley excluding Newcastle	45	29
Illawarra	49	37
Mid North Coast	29	29
Murray	11	12
New England and North West	29	28
Newcastle and Lake Macquarie	60	41
Richmond–Tweed	31	26
Riverina	31	28
Southern Highlands and Shoalhaven	30	26
Sydney	177	197

¹For the area a region covers see Figure 10 on page 39.

By Smart and Skilled programs with state wide approvals

Table 37 Number of Smart and Skilled training providers with state wide training delivery approvals by Smart and Skilled program
For Period as at 03 April 2019
Extracted 03 April 2019
Source: The NSW Department of Industry's Integrated Vocational Education and Training System (IVETS).

Smart and Skilled program	Training providers
Entitlement Apprenticeships and Traineeships	322
Entitlement Foundation Skills	44

Smart and Skilled Program

Top 10 qualifications

By commencements

Table 38 Top 10 qualifications by commencements

For Period YTD: 1 January to 31 January 2019

Extracted 03 April 2019

Source: The NSW Department of Industry's Integrated Vocational Education and Training System (IVETS).

Qualification	Commencements
Certificate III in Individual Support	389
Certificate III in Early Childhood Education and Care	320
Certificate III in Retail	213
Certificate III in Business	141
Certificate III in Driving Operations	140
Certificate III in Business Administration	131
Certificate III in Warehousing Operations	109
Diploma of Early Childhood Education and Care	84
Certificate III in Community Services	82
Certificate III in Hospitality	81

By continuing enrolments

Table 39 Top 10 qualifications by continuing enrolments

For Period YTD: 1 January to 31 January 2019

Extracted 03 April 2019

Source: The NSW Department of Industry's Integrated Vocational Education and Training System (IVETS).

Qualification	Continuing
Certificate III in Electrotechnology Electrician	6,897
Certificate III in Carpentry	5,430
Certificate III in Early Childhood Education and Care	3,829
Certificate III in Individual Support	3,279
Certificate III in Plumbing	3,070
Certificate III in Light Vehicle Mechanical Technology	2,318
Certificate III in Business Administration	2,144
Certificate III in Warehousing Operations	1,828
Certificate III in Retail	1,773
Diploma of Early Childhood Education and Care	1,625

By completions

Table 40 Top 10 qualifications by completions

For Period YTD: 1 January to 31 January 2019

Extracted 03 April 2019

Source: The NSW Department of Industry's Integrated Vocational Education and Training System (IVETS).

Qualification	Completions
Certificate III in Early Childhood Education and Care	186
Certificate III in Individual Support	120
Certificate III in Business	88
Certificate III in Business Administration	68
Certificate III in Hospitality	62
Certificate III in Customer Engagement	59
Certificate III in Surface Extraction Operations	56
Diploma of Early Childhood Education and Care	54
Diploma of Leadership and Management	52
Certificate III in Retail	51

¹ This qualification (code BSB30415) supersedes and is equivalent to the Certificate III in Business (code BSB30412).

Smart and Skilled Program

Fee-Free Scholarships

Fee-Free Scholarships are part of the NSW Government's commitment under the Reskilling NSW strategy. The strategy provides \$48 million over four years for 200,000 Smart and Skilled concession-eligible 15 to 30 year olds. Fee-Free Scholarships are available to eligible students who undertake study with an approved Smart and Skilled training provider for a qualification from certificate level I to IV that is on the NSW Skills List, with priority giving to eligible social housing residents. Fee-Free Scholarships have been available since 1 July 2015.

By region and training provider type

Table 41 Number of Fee-Free Scholarships by region and training provider type
For Period 1 July 2015 to 31 January 2019
Extracted 1 February 2019

Source: The NSW Department of Industry's Integrated Vocational Education and Training System (IVETS).

Region ¹	Fee-Free Scholarships	Training provider type	
		TAFE NSW	Private training provider
Capital Region	1,364	782	582
Central Coast	3,441	1,977	1,464
Central West	2,359	1,828	531
Coffs Harbour–Grafton	2,507	2,124	383
Far West and Orana	768	571	197
Hunter Valley excluding Newcastle	2,572	1,515	1,057
Illawarra	3,422	1,688	1,734
Mid North Coast	3,621	2,797	824
Murray	786	470	316
New England and North West	1,826	1,523	303
Newcastle and Lake Macquarie	5,124	3,261	1,863
Richmond–Tweed	3,593	2,955	638
Riverina	1,627	1,004	623
Southern Highlands and Shoalhaven	1,255	535	720
Sydney	26,167	18,351	7,816
Total	60,432	41,381	19,051

¹For the area a region covers see Figure 10 on page 39.

By region and selected student characteristics

Table 42 Number of Fee-Free Scholarships by region and selected student characteristics
For Period 1 July 2015 to 31 January 2019
Extracted 1 February 2019

Source: The NSW Department of Industry's Integrated Vocational Education and Training System (IVETS).

Region ¹	Male	Female	Living in social housing	Holding a humanitarian visa
Capital Region	458	906	98	1
Central Coast	1,115	2,325	234	2
Central West	747	1,610	160	4
Coffs Harbour–Grafton	979	1,528	96	42
Far West and Orana	305	463	30	-
Hunter Valley excluding Newcastle	870	1,702	176	2
Illawarra	1,356	2,065	422	33
Mid North Coast	1,332	2,286	111	-
Murray	282	504	90	19
New England and North West	580	1,244	92	2
Newcastle and Lake Macquarie	2,147	2,975	445	19
Richmond–Tweed	1,431	2,158	96	1
Riverina	528	1,099	152	4
Southern Highlands and Shoalhaven	508	746	136	-
Sydney	8,898	17,259	2,269	757
Total	21,536	38,870	4,607	886

¹For the area a region covers see Figure 10 on page 39.

Smart and Skilled Program

Table 43 Number of Fee-Free Scholarships by region and age cohort
For Period 1 January 2017 to 31 December 2018
Extracted 03 April 2019

Source: The NSW Department of Industry's Integrated Vocational Education and Training System (IVETS).

Region ¹	15–19 years	20–24 years	25–30 years
Capital Region	548	456	352
Central Coast	1,414	1,116	821
Central West	833	805	711
Coffs Harbour–Grafton	1,065	802	618
Far West and Orana	276	286	203
Hunter Valley excluding Newcastle	1,102	874	576
Illawarra	1,253	1,334	814
Mid North Coast	1,571	1,154	872
Murray	319	280	186
New England and North West	705	630	488
Newcastle and Lake Macquarie	2,010	1,848	1,213
Richmond–Tweed	1,492	1,167	901
Riverina	550	578	494
Southern Highlands and Shoalhaven	483	447	304
Sydney	8,413	9,237	8,247
Total	22,034	21,014	16,800

¹For the area a region covers see Figure 10 on page 39.

Glossary

ACE	Adult and Community Education
Accredited vocational training	Education approved by the Australian Skills Quality Authority.
Active provider	A Smart and Skilled contracted training provider who has delivered training under their Smart and Skilled contract.
Adult and Community Education	A not-for profit, community-owned organisation with a primary focus on adult education. The ACE sector delivers courses relating to leisure, personal and community development, employment skills, preparation for VET and nationally recognised programs of study.
AEDO	Aboriginal Enterprise Development Officer Program
Apprentice	An employee who is party to an apprenticeship to learn a trade on-the-job under a qualified tradesperson and off-the-job with a registered training organisation.
Approval (training contract)	The official confirmation by Training Services NSW that an apprenticeship or traineeship has commenced with an employer.
Approved (training provider)	A training provider has been offered and has accepted a Smart and Skilled contract.
Approved qualification	A qualification that a training provider is approved to deliver under Smart and Skilled.
AQF	Australian Quality Framework
ASDB	The NSW Department of Industry's Aboriginal Services Database.
ATSI	Aboriginal or Torres Strait Islander
Australian Quality Framework	<p>The national policy for regulated qualifications in the Australian education and training system.</p> <p>The AQF incorporates the quality assured qualifications from each education and training sector into a single comprehensive national qualifications framework. The AQF defines the qualification levels issued by schools, vocational education and training providers and higher education.</p> <p>The AQF qualifications that apply to VET are Certificate levels I to IV, Diploma and Advanced Diploma, as well as Graduate Certificate and Graduate Diploma.</p> <p>Maintaining the AQF is a shared responsibility of the Commonwealth, state and territory governments.</p>
Bert Evans Apprentice Scholarships	<p>These scholarships assist apprentices in NSW who have demonstrated:</p> <ul style="list-style-type: none"> • hardship in their personal circumstances • an aptitude for VET that will lead them to complete their trade training successfully • a positive attitude and application in the workplace and in off-the-job training. <p>A maximum of 50 scholarships are awarded annually, including 10 NSW Country Apprentice Scholarships.</p>
Commencement	Occurs when a student begins to participate in training for a qualification or accredited course; or, for a subject-only enrolment, begins to participate in a module or unit of competency that is scheduled to be completed in the current year.
Commitment	Represents a commitment by government to subsidise a training provider for the cost of training an approved prospective student in an approved qualification, accredited course or subject-only enrolment.
Community service obligation (CSO)	A service with an identifiable community or social benefit that cannot be supplied under commercial costs and conditions, and that government subsidises.
Continuing	A student who is continuing training for a qualification or accredited course in a subsequent year to the commencement year and who is still training at the time of this report; or, for a subject-only enrolment, an enrolment in a module or unit of competency that is scheduled to be completed in a future year.
Completion	A student who has successfully completed a qualification or accredited course; or, for a subject-only enrolment, has completed a module or unit of competency.
Completion Rate	
CSO	Community service obligation
Disadvantaged student group	A student who falls into one or more equity categories of: being an Aboriginal or Torres Strait Islander, being disabled, being a humanitarian visa holder, being long-term unemployed, or living in a regional or remote area.

Enrolment	The engagement and participation of a student in an approved qualification, accredited course or subject-only training.
Existing worker trainee	A long-term employee (greater than three months full time or 12 months part time) who is party to a traineeship to learn a recognised vocation on-the-job under supervision and off-the-job with a training provider.
Fee for service	A VET qualification or accredited course that is not subsidised by government (a student or their employer pays the full fee for the training).
Fee-Free Scholarships	Part of the NSW Government's commitment under the Reskilling NSW strategy. It provides \$48 million over 4 years (starting on 1 July 2015) for 200,000 scholarships. The scholarships cover the fee for any Certificate I to IV level qualification on the NSW Skills List. To be eligible, a student must be aged between 15 and 30 years and eligible for Smart and Skilled's concession fee (with priority given to social housing residents); or living (or have lived) in out-of-home care; or someone who has experienced (or is experiencing) domestic/family violence.
FY	Financial year
Jobs of Tomorrow Scholarships	The Program provides \$25 million over four years (starting in 2016) for 25,000 scholarships in science, technology, engineering and mathematics (STEM) VET qualifications. Eligible students receive a \$1,000 scholarship to encourage them to enrol and complete a STEM qualification. In each calendar year, the first 6,250 eligible students who apply and commence training will be offered a scholarship.
IVETS	The NSW Department of Industry's Integrated Vocational Education and Training Services database.
NCAP	New Careers for Aboriginal People Program
NCVER	National Centre for Vocational Education Research
New entrant trainee	An employee who is party to a traineeship to learn a recognised vocation on-the-job under supervision and off-the-job with a training provider.
Non-accredited vocational training	Education with a vocational intent that is non-assessable and not recognised under the AQF.
NSW Ageing Strategy	NSW Government commitment to support seniors in the community with a range of programs and initiatives.
OLiV	The NSW Department of Industry's On Line Validation System.
Private training provider	A non-TAFE training provider that is registered with the Australian Skills Quality Authority, and can deliver nationally recognised courses and award AQF VET qualifications.
Qualification	A nationally recognised qualification under the Australian Qualifications Framework (AQF).
Recognition of prior learning	Recognition of prior learning (RPL) involves the assessment of the previously unrecognised skills and knowledge an individual has achieved outside the formal education and training system. This assessment determines the extent to which that individual has achieved the required learning outcomes, competency outcomes, or standards for entry to, and/or partial or total completion of a program of study without the need for further study.
Region	There are 15 training regions (which are based on Australian Bureau of Statistics SA4 level). See Figure 6 on page 32.
Regional	A classification of a student's residence using the Australian Bureau of Statistics Accessibility/Remoteness Index of Australia.
Registered training organisation (RTO)	An training provider that is registered with the Australian Skills Quality Authority – which allows them to deliver nationally courses and award AQF VET qualifications.
Remote	A classification of a student's residence using the Australian Bureau of Statistics Accessibility/Remoteness Index of Australia.
Reskilling NSW strategy	An NSW Government initiative to help individuals get a job by giving them better access to VET.
Returned (contract)	A training provider that has chosen to withdraw from its Smart and Skilled contract.
Smart and Skilled	The NSW Government's initiative to create a successful contestable VET market in NSW, and achieve the goals of VET reform and the skill priorities of NSW.
Smart and Skilled program	A subset of Smart and Skilled government-subsidised training with specific characteristics.

Status (training provider)	Indicates whether a Smart and Skilled training provider's contract has been approved, suspended, returned or terminated.
Subject-only enrolment	An enrolment in a module or unit of competency that is not intended to lead to the issue of a qualification or accredited course.
Suspended (training provider)	A training provider's Smart and Skilled contract has been temporarily suspended for one or more breaches of contract conditions.
TAFE NSW	The NSW Government's public training provider of VET in NSW.
Tech Savvy Seniors Program	A joint NSW Government and Telstra initiative that provides grants to ACE providers to deliver training in the use of smart technologies to people over 60 years of age.
Terminated (training provider)	A training provider's Smart and Skilled contract has been terminated for one or more breaches of contract conditions.
Total VET activity	All accredited VET activity from all training providers (unless granted an exemption) in accordance with the National VET Provider Collection Data Requirements Policy.
Trade	The occupation to which an apprenticeship leads.
Training contract	The mutual agreement between an employer and apprentice or trainee.
Training contract type	A training contract can be either an apprenticeship, an existing worker traineeship or a new entrant traineeship.
Training provider	A training provider that is registered with the Australian Skills Quality Authority, and can deliver nationally recognised courses and award AQF VET qualifications.
VET	Vocational education and training
VET FEE-HELP	An Australian Government income-contingent loan scheme for VET students. A loan covers a student's fees. The student is only required to pay back the loan when their income reaches a set level.
Vocation	The occupation to which a traineeship leads.
Vocational Training Assistance	Provided through the Vocational Training Assistance Scheme (VTAS) – a program that provides eligible apprentices and trainees with monetary assistance to attend off-the-job training during the term of their apprenticeship or traineeship. Existing worker trainees are ineligible to claim vocational training assistance. Current rates for travel are 12 cents per kilometre and \$28 per night for accommodation, and a one-off payment of up to \$2,000 for a student who has to relocate.
VTAS	Vocational Training Assistance Scheme
Woman in non-traditional trades	Currently, 167 out of a total 1,211 trades are considered to be non traditional trades for women. Examples include Certificate III in Aeroskills (Mechatronics) and Certificate III in Solid Plastering.
YTD	Year to date

NSW training regions

Figure 6 Training regions in NSW

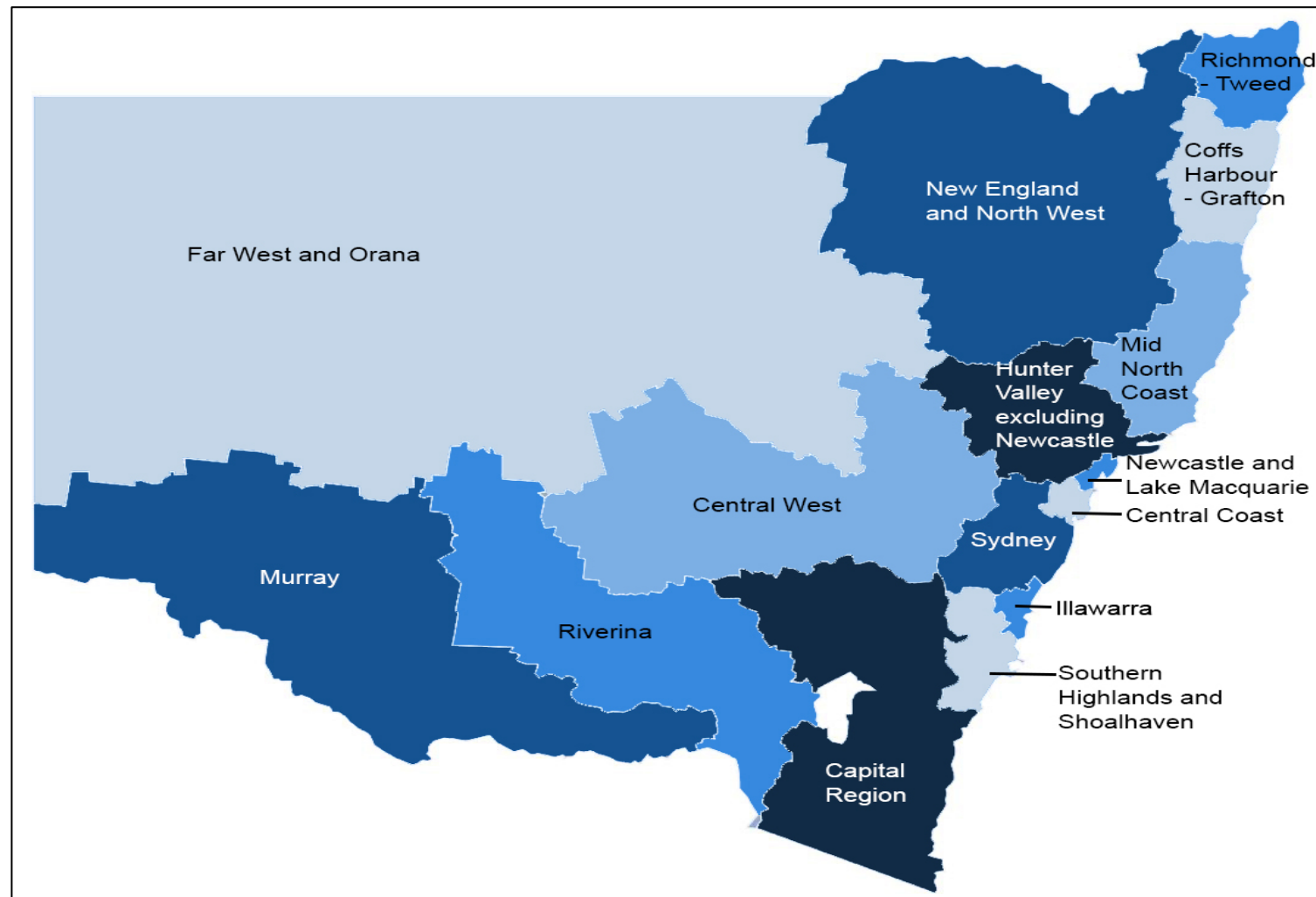


Table 44 Major towns or areas for each region

This region...	Includes...
Capital Region	Goulburn, Yass, Queanbeyan, the Snowy Mountains and the South Coast
Central Coast	Brooklyn, Davistown, Terrigal, The Entrance, Wyong and Gosford
Central West	Bathurst, Lachlan Valley, Lithgow, Mudgee and Orange
Coffs Harbour–Grafton	Coffs Harbour and the Clarence Valley
Far West and Orana	Bourke, Cobar, Coonamble, Broken Hill and Dubbo
Hunter Valley excluding Newcastle	Lower and Upper Hunter, Maitland and Port Stephens
Illawarra	Wollongong, Shellharbour and Kiama
Mid North Coast	Great Lakes, Kempsey, Nambucca, Lord Howe Island, Port Macquarie, Taree and Gloucester
Murray	Upper and Lower Murray, and Albury
Newcastle and Lake Macquarie	Newcastle and Lake Macquarie
New England and North West	Armidale, Inverell, Moree, Inverell, Tenterfield, Moree, Narrabri, Tamworth and Gunnedah
Richmond–Tweed	Richmond Valley and Tweed Valley
Riverina	Griffith, Tumut and Wagga Wagga
Southern Highlands and Shoalhaven	Mittagong, Bowral, Nowra and Ulladulla
Sydney	Sydney and the Blue Mountains