



Performance of NSW VET programs: monthly report

July 2018

Published by the Department of Industry, Skills and Regional Development. First published April 2016.

© State of New South Wales through Department of Industry, Skills and Regional Development 2016

This publication is copyright. You may download, display, print and reproduce this material provided that the wording is reproduced exactly, the source is acknowledged, and the copyright, update address and disclaimer notice are retained. To copy, adapt, publish, distribute or commercialise any of this publication you will need to seek permission from the Department of Industry, Skills and Regional Development.

Disclaimer: The information contained in this publication is based on knowledge and understanding at the time of writing (June 2016). However, because of advances in knowledge, users are reminded of the need to ensure that the information upon which they rely is up to date and to check the currency of the information with the appropriate officer of the Department of Industry, Skills and Regional Development or the user's independent advisor.

Contents

About this report	4
National VET activity data	5
VET activity data from NCVET	5
Enrolments by qualification level	5
Performance of NSW VET programs	7
Aboriginal programs and services	7
Elsa Dixon Aboriginal Employment Program	7
Aboriginal Enterprise Development Officer Program	8
New Careers for Aboriginal People Program	8
The Way Ahead for Aboriginal People Program	8
Adult and Community Education programs	9
Qualification enrolments by funding source	9
Subject-only enrolments by funding source	10
Community service obligations funded enrolments in qualifications	11
CSO-funded students doing qualifications	12
CSO-funded subject-only enrolments	13
CSO-funded students doing subjects only	14
Apprenticeships and traineeships	15
Training contract approvals for apprenticeships and traineeships	15
Top five apprenticeships and traineeships by training contract approvals	18
Apprentices and trainees in training	19
Training contract completion rates for apprenticeships and traineeships	19
Bert Evans Apprentice Scholarships	20
Smart and Skilled Program	21
Enrolments	21
Students	24
Smart and Skilled training providers	26
Top 10 qualifications	27
Fee-Free Scholarships	28
Glossary	30
NSW training regions	33

About this Report

This is a monthly report on the performance of NSW vocational education and training (VET) programs and follows the introduction of the NSW Government's Smart and Skilled reform in January 2015. The Department of Industry, Skills and Regional Development publishes this report regularly in line with the NSW Government's commitment to transparency.

The completeness of the report's data and information will improve over time as training providers adjust to new reporting requirements.

When interpreting the report's data care must be taken because:

- There are overlaps between different data sets (e.g. apprenticeship data appears in both the Apprenticeship and Traineeship section, and in the Smart and Skilled section).
- Data may have breaks or adjustments in the time series.
- Some data relates to the year to date (YTD) and previous YTD, but other data may relate to a calendar or financial year.

The Glossary explains terms the report uses and a map of training regions please see the table of contents for its location.

National VET activity data

The National Centre for Vocational Education Research (NCVER) is responsible for collecting, managing, analysing, evaluating and communicating research and statistics about vocational education and training (VET) nationally on behalf of the Commonwealth and state and territory ministers responsible for VET.

VET activity data from NCVER

Enrolments by qualification level

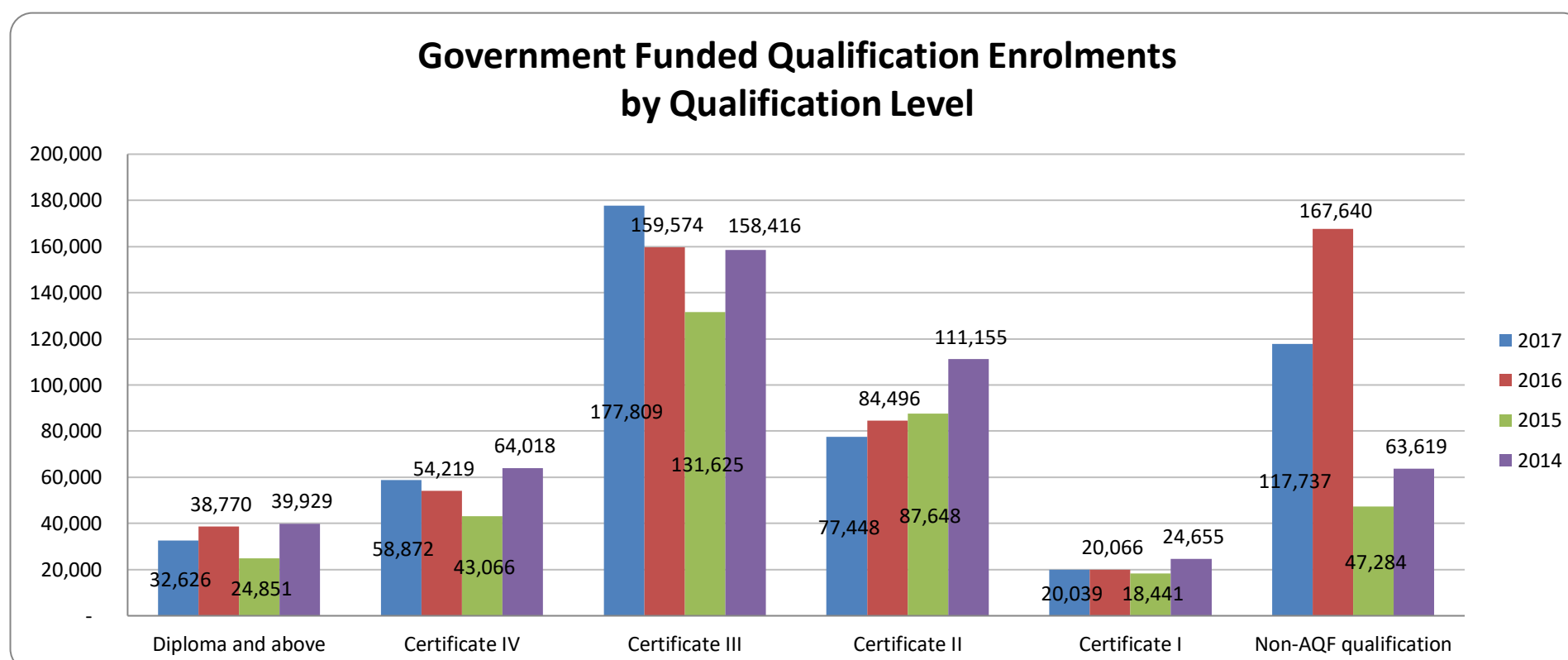
NSW Government-funded enrolments

Table 1 NSW Government-funded enrolments by qualification level¹
For calendar year period
Extracted 01-Aug-2018
Source: NCVER's VOCStats

Qualification level	2017	2016	2015	2014
Diploma and above	32,626	38,770	24,851	39,929
Certificate IV	58,872	54,219	43,066	64,018
Certificate III	177,809	159,574	131,625	158,416
Certificate II	77,448	84,496	87,648	111,155
Certificate I	20,039	20,066	18,441	24,655
Non-AQF qualification	117,737	167,640	47,284	63,619
Total	484,531	524,765	352,915	461,792

¹ Government-funded activity is classified as 'NSW' by the funding body.

Figure 1 NSW Government-funded enrolments by qualification level¹
For calendar year period
Extracted 01-Aug-2018
Source: NCVER's VOCStats



Total NSW VET Activity

Total NSW VET activity is an estimate of all accredited VET training activity in NSW in 2014 – it includes government-subsidised training and fee-for-service training. NCVET noted that the publication of this data for the first time in 2015 was affected by incompleteness because 2014 was a transition year.

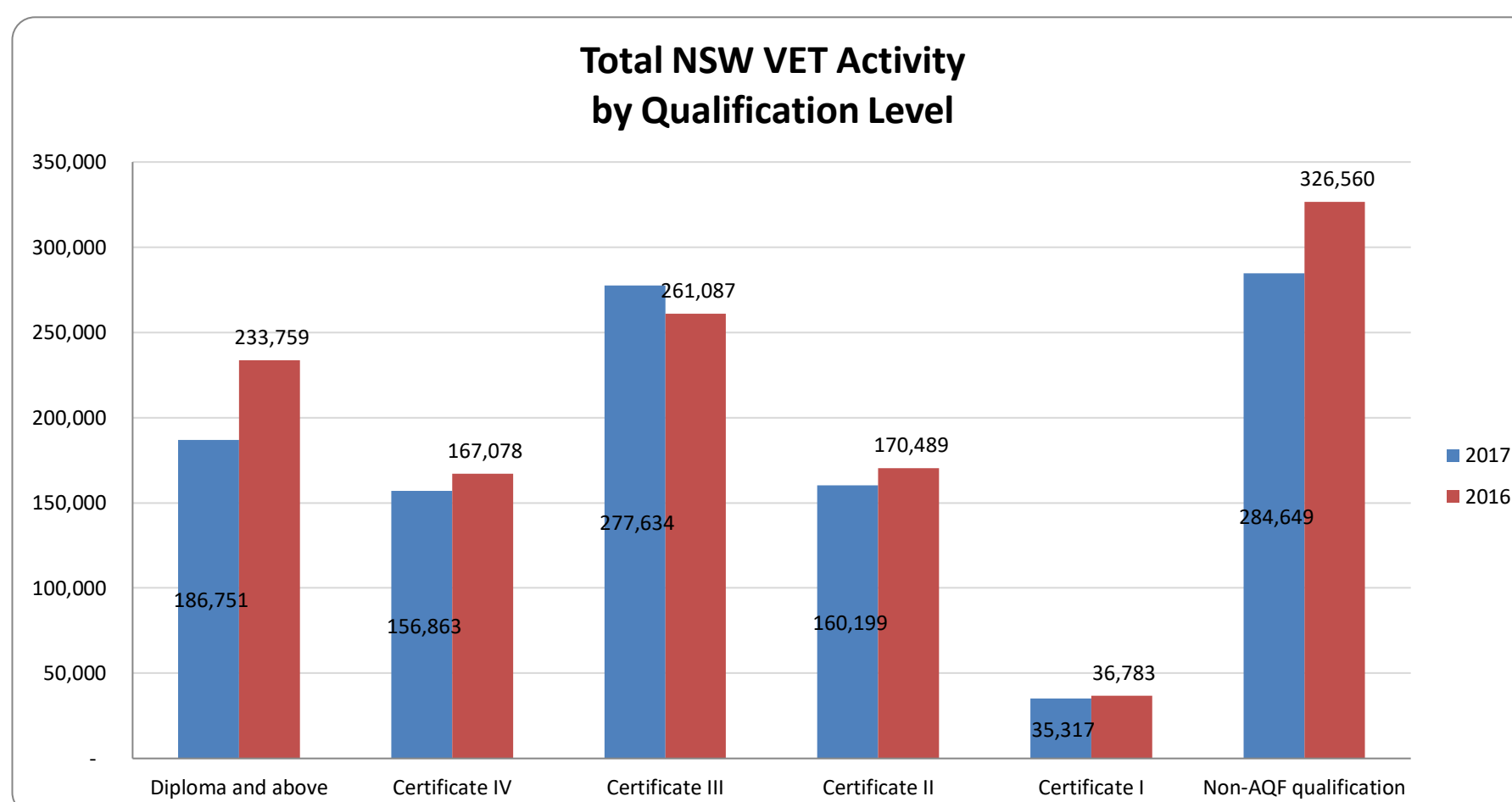
Source: NCVET

Table 2 Total NSW VET activity by qualification level
For Period 2016 and 2017 calendar year
Extracted 01-Aug-2018
Source: NCVET's VOCStats

Qualification level	2017	2016
Diploma and above	186,751	233,759
Certificate IV	156,863	167,078
Certificate III	277,634	261,087
Certificate II	160,199	170,489
Certificate I	35,317	36,783
Non-AQF qualification	284,649	326,560
Total	1,101,413	1,195,756

1 Total VET activity is classified as 'NSW' by delivery location.

Figure 2 Total NSW VET activity by qualification level
For Period calendar year
Extracted 1 January to 31 March 2018
Source: NCVET's VOCStats



Performance of NSW VET programs

Aboriginal programs and services

Elsa Dixon Aboriginal Employment Program

The Elsa Dixon Aboriginal Employment Program provides annual funding to organisations to support Aboriginal education, employment and training by:

- subsidising the salary, development and support costs of Aboriginal employees in a public service agency or local council
- funding innovative community projects
- supporting work experience for Aboriginal students in their final year of a degree or post-degree course.

Table 3 NSW Government-sector positions funded by the Elsa Dixon Aboriginal Employment Program by financial year
For Period (1 July 2018 to 31 July 2018)
Extracted 31 July 2018 (Supplied date)
Source: NSW Department of Industry

Position funded	2018-19 ¹	2017-18
Graduate Position (no longer exists)	-	-
Permanent position	-	2
School-based position	-	51
Temporary position	-	3
Total	-	56

Table 4 Partnerships funded by the Elsa Dixon Aboriginal Employment Program by financial year
For Period (1 July 2018 to 31 July 2018)
Extracted 31 July 2018 (Supplied date)
Source: NSW Department of Industry

Position funded	2018-19 ¹	2017-18
Partnerships	-	2

¹ The period covered is from 1 July 2018 to 31 July 2018.

Aboriginal programs and services

Aboriginal Enterprise Development Officer Program

The Aboriginal Enterprise Development Officer (AEDO) Program is a free program for Aboriginal people considering starting up their own business or expanding their current business.

Table 5 Outcomes for the Aboriginal Enterprise Development Officer Program by financial year
For Period (1 July 2018 to 31 July 2018)
Extracted 31 July 2018 (Supplied date)
Source: NSW Department of Industry

	2018-19 ¹	2017-18
AEDO projects funded	8	8
AEDO new businesses established	-	51
Aboriginal employment positions created	-	88

¹ The period covered is from 1 July 2018 to 31 July 2018.

New Careers for Aboriginal People Program

The New Careers for Aboriginal People (NCAP) Program is a free program for Aboriginal people seeking employment and training advisory support services.

Table 6 Outcomes for the New Careers for Aboriginal People Program by financial year
For Period (1 July 2018 to 31 July 2018)
Extracted 31 July 2018 (Supplied date)
Source: NSW Department of Industry

	2018-19 ¹	2017-18
NCAP projects funded ²	12	12
NCAP employment outcomes ³	15	735
NCAP training outcomes ⁴	13	845

¹ The period covered is from 1 July 2018 to 31 July 2018.

² Refers to not-for-profit, community-owned organisations that deliver the NCAP Program.

³ Number of individuals placed in employment and still in employment after three months.

⁴ Number of individuals who have completed an accredited training course or qualification.

The Way Ahead for Aboriginal People Program

The Way Ahead for Aboriginal People Program provides mentoring services for Aboriginal apprentices and trainees who need additional support in the workplace. Mentors are chosen because of their experience and acceptance within Aboriginal communities.

Source: NSW Department of Industry.

Table 7 Outcomes for The Way Ahead for Aboriginal People Program by financial year
For Period (1 July 2018 to 31 July 2018)
Extracted 31 July 2018 (Supplied date)
Source: NSW Department of Industry

	2018-19 ¹	2017-18
Apprentices mentored	148	172
Trainees mentored	134	250
School-based apprentices or trainees mentored	108	186
Total	390	608

¹ The period covered is from 1 July 2018 to 31 July 2018.

Adult and Community Education programs

Adult and Community Education (ACE) training providers are not-for-profit, community-owned organisations with a primary focus on adult education. The ACE sector delivers courses relating to leisure, personal and community development, employment skills, preparation for VET and nationally recognised programs of study.

ACE data is collected quarterly and the most recent data available is the period 1 January 2018 to 30 June 2018.

Qualification enrolments by funding source

By commencements, continuing enrolments and completions

Table 8 Commencing, continuing and completed enrolments in qualifications by funding source
For Period (1 January 2018 to 30 June 2018)
Extracted 15 Aug 2018
Source: NSW Department of Industry's On Line Validation System (OLiV)

Funding source	Commencements	Continuing	Completions
Community service obligation (Smart and Skilled) ¹	1,473	288	210
Other government funding ² excluding Smart and Skilled ¹	767	296	166
Fee for service ¹	960	797	173
Total	3,200	1,381	549

¹ Includes part qualifications.

² Includes funding from the NSW Government and the Australian Government.

By number of students

Table 9 Number of students who commenced, continued and/or completed their enrolment in a qualification by funding source
For Period (1 January 2018 to 30 June 2018)
Extracted 15 Aug 2018
Source: NSW Department of Industry's On Line Validation System (OLiV)

Funding source ¹	Commencements	Continuing	Completions
Community service obligation (Smart and Skilled) ²	1,313	282	210
Other government funding excluding Smart and Skilled ²	723	290	155
Fee for service ²	894	633	155

¹ As a student may fall into one or more funding group this table does not include totals.

² Includes part qualifications.

Adult and Community Education programs

Subject-only enrolments by funding source

Subject-only enrolments include both accredited and non-accredited vocational training. However, all subjects delivered must be nationally approved with vocational intent (i.e. supporting employment outcomes), with no more than 20 per cent in non-accredited courses.

By commencements, continuing enrolments and completions

Table 10 Commencements, continuing enrolments and completions for subjects-only enrolments by funding source
For Period (1 January 2018 to 30 June 2018)
Extracted 15 Aug 2018
Source: NSW Department of Industry's On Line Validation System (OLiV)

Funding source	Commencements	Continuing	Completions ¹
Community service obligation (Smart and Skilled)	12,534	4,032	10,776
Other government funding ² excluding Smart and Skilled	2,591	928	2,227
Fee for service	10,263	797	9,904
Total	25,388	5,757	22,907

¹ Completion is where an enrolled student either:
- achieved competency achieved/passed
- was granted recognition of prior learning
- was deemed to have satisfactorily completed a non-assessable enrolment

² A subset of 'other government-funded activity' is the Tech Savvy Seniors Program which contributes to the NSW Ageing Strategy. In the

By number of students

Table 11 Number of students who commenced, continued and/or completed subject-only enrolments by funding source
For Period (1 January 2018 to 30 June 2018)
Extracted 15 Aug 2018
Source: NSW Department of Industry's On Line Validation System (OLiV)

Funding source ¹	Commencements	Continuing	Completions ²
Community service obligation (Smart and Skilled)	4,301	1,293	3,905
Other government funding ³ excluding Smart and Skilled	1,133	514	1,047
Fee for service	7,644	1,484	7,434

¹ As a student may fall into one or more funding group this table does not include totals.

² Completion is where an enrolled student either:
- achieved competency achieved/passed
- was granted recognition of prior learning
- was deemed to have satisfactorily completed a non-assessable enrolment

³ A subset of 'other government-funded activity' is the Tech Savvy Seniors Program which contributes to the NSW Ageing Strategy. In the reported period, there were 1,933 individual students enrolled in 6,096 subject-only enrolments.

Adult and Community Education programs

Community service obligations (CSO) funded enrolments in qualifications

By region

Table 12 Commencing, continuing and completed community service obligations (CSO) funded enrolments in qualifications by region
For Period (1 January 2018 to 30 June 2018)
Extracted 15 Aug 2018
Source: NSW Department of Industry's On Line Validation System (OLiV)

Region ¹	Commencements	Continuing	Completions
Capital Region	4	1	1
Central Coast	19	22	31
Central West	108	13	-
Coffs Harbour–Grafton	98	56	-
Far West and Orana	218	7	101
Hunter Valley excluding Newcastle	74	17	18
Illawarra	6	-	-
Mid North Coast	3	26	2
Murray	6	1	1
New England and North West	3	-	-
Newcastle and Lake Macquarie	17	19	4
Richmond–Tweed	395	91	3
Riverina	202	16	49
Southern Highlands and Shoalhaven	7	-	-
Sydney	307	15	-
Unknown ²	6	4	-
Total	1,473	288	210

¹ For the area a region covers see Figure 10 on page 39.

² The postcode of a student's home address was not recorded.

By disadvantaged student group

Table 13 Commencing, continuing and completed CSO-funded enrolments in qualifications by disadvantaged student group
For Period (1 January 2018 to 30 June 2018)
Extracted 15 Aug 2018
Source: NSW Department of Industry's On Line Validation System (OLiV)

Disadvantaged student group ¹	Commencements	Continuing	Completions
Aboriginal or Torres Strait Islanders	291	117	29
Students with disabilities	403	73	68
Students living in a regional area	422	132	36
Students living in a remote area	718	113	157

¹ As a student may fall into one or more group this table does not include totals.

Adult and Community Education programs

Community service obligations (CSO) funded students doing qualifications

By region

Table 14 Number of CSO-funded students who commenced, continued and/or completed qualifications by region
For Period (1 January 2018 to 30 June 2018)
Extracted 15 Aug 2018
Source: NSW Department of Industry's On Line Validation System (OLiV)

Region ¹	Commencements	Continuing	Completions
Capital Region	4	1	1
Central Coast	19	22	31
Central West	88	7	-
Coffs Harbour–Grafton	98	56	-
Far West and Orana	197	7	101
Hunter Valley excluding Newcastle	74	17	18
Illawarra	6	-	-
Mid North Coast	3	26	2
Murray	5	1	1
New England and North West	3	-	-
Newcastle and Lake Macquarie	17	19	4
Richmond–Tweed	386	91	3
Riverina	126	16	49
Southern Highlands and Shoalhaven	7	-	-
Sydney	274	15	-
Unknown ²	6	4	-
Total	1,313	282	210

¹ For the area a region covers see Figure 10 on page 39.

² The postcode of a student's home address was not recorded.

By disadvantaged student group

Table 15 Number of CSO-funded students who commenced, continued and/or completed qualifications by disadvantaged student group
For Period (1 January 2018 to 30 June 2018)
Extracted 15 Aug 2018
Source: NSW Department of Industry's On Line Validation System (OLiV)

Disadvantaged student group ¹	Commencements	Continuing	Completions
Aboriginal or Torres Strait Islanders	250	114	29
Students with disabilities	335	73	68
Students living in a regional area	414	132	36
Students living in a remote area	599	107	157

¹ As a student may fall into one or more group this table does not include totals.

Adult and Community Education programs

Community service obligations (CSO) funded subject-only enrolments

By region

Table 16 Commencing, continuing and completed CSO-funded enrolments for subjects only by region
For Period (1 January 2018 to 30 June 2018)
Extracted 15 Aug 2018
Source: NSW Department of Industry's On Line Validation System (OLIV)

Region ¹	Commencements	Continuing	Completions
Capital Region	174	149	162
Central Coast	1,078	161	934
Central West	880	9	875
Coffs Harbour–Grafton	845	73	824
Far West and Orana	639	9	611
Hunter Valley excluding Newcastle	86	56	68
Illawarra	575	359	443
Mid North Coast	1,466	835	1,247
Murray	247	124	193
New England and North West	1,317	154	1,275
Newcastle and Lake Macquarie	234	141	226
Richmond–Tweed	737	458	631
Riverina	438	188	381
Southern Highlands and Shoalhaven	536	201	472
Sydney	3,160	998	2,339
Unknown ²	122	117	95
Total	12,534	4,032	10,776

¹ For the area a region covers see Figure 10 on page 39.

² The postcode of a student's home address was not recorded.

By disadvantaged student group

Table 17 Number of CSO-funded students who commenced, continued and/or completed enrolments in subjects only by disadvantaged student group
For Period (1 January 2018 to 30 June 2018)
Extracted 15 Aug 2018
Source: NSW Department of Industry's On Line Validation System (OLIV)

Disadvantaged student group ¹	Commencements	Continuing	Completions
Aboriginal or Torres Strait Islanders	1,804	510	1,660
Students with disabilities	3,286	1,476	2,819
Students living in a regional area	3,665	1,538	3,173
Students living in a remote area	4,747	1,063	4,470

¹ As a student may fall into one or more group this table does not include totals.

Adult and Community Education programs

Community service obligations (CSO) funded students doing subjects only

By region

Table 18 Number of CSO-funded students who commenced, continued and/or completed enrolments in subjects only by region
For Period (1 January 2018 to 30 June 2018)
Extracted 15 Aug 2018
Source: NSW Department of Industry's On Line Validation System (OLiV)

Region ¹	Commencements	Continuing	Completions
Capital Region	73	41	73
Central Coast	285	55	244
Central West	526	6	522
Coffs Harbour–Grafton	286	22	275
Far West and Orana	329	7	316
Hunter Valley excluding Newcastle	40	31	32
Illawarra	191	107	172
Mid North Coast	412	271	351
Murray	52	27	46
New England and North West	509	82	499
Newcastle and Lake Macquarie	55	66	52
Richmond–Tweed	399	136	320
Riverina	112	38	98
Southern Highlands and Shoalhaven	131	78	125
Sydney	867	301	749
Unknown ²	34	25	31
Total	4,301	1,293	3,905

¹ For the area a region covers see Figure 10 on page 39.

² The postcode of a student's home address was not recorded.

By disadvantaged student group

Table 19 Number of CSO-funded students who commenced, continued and/or completed enrolments in subjects only by disadvantaged student group
For Period (1 January 2018 to 30 June 2018)
Extracted 15 Aug 2018
Source: NSW Department of Industry's On Line Validation System (OLiV)

Disadvantaged student group ¹	Commencements	Continuing	Completions
Aboriginal or Torres Strait Islanders	649	170	612
Students with disabilities	1,053	473	949
Students living in a regional area	1,214	516	1,040
Students living in a remote area	1,959	328	1,882

¹ As a student may fall into one or more group this table does not include totals.

Apprenticeships and traineeships

Training contract approvals for apprenticeships and traineeships

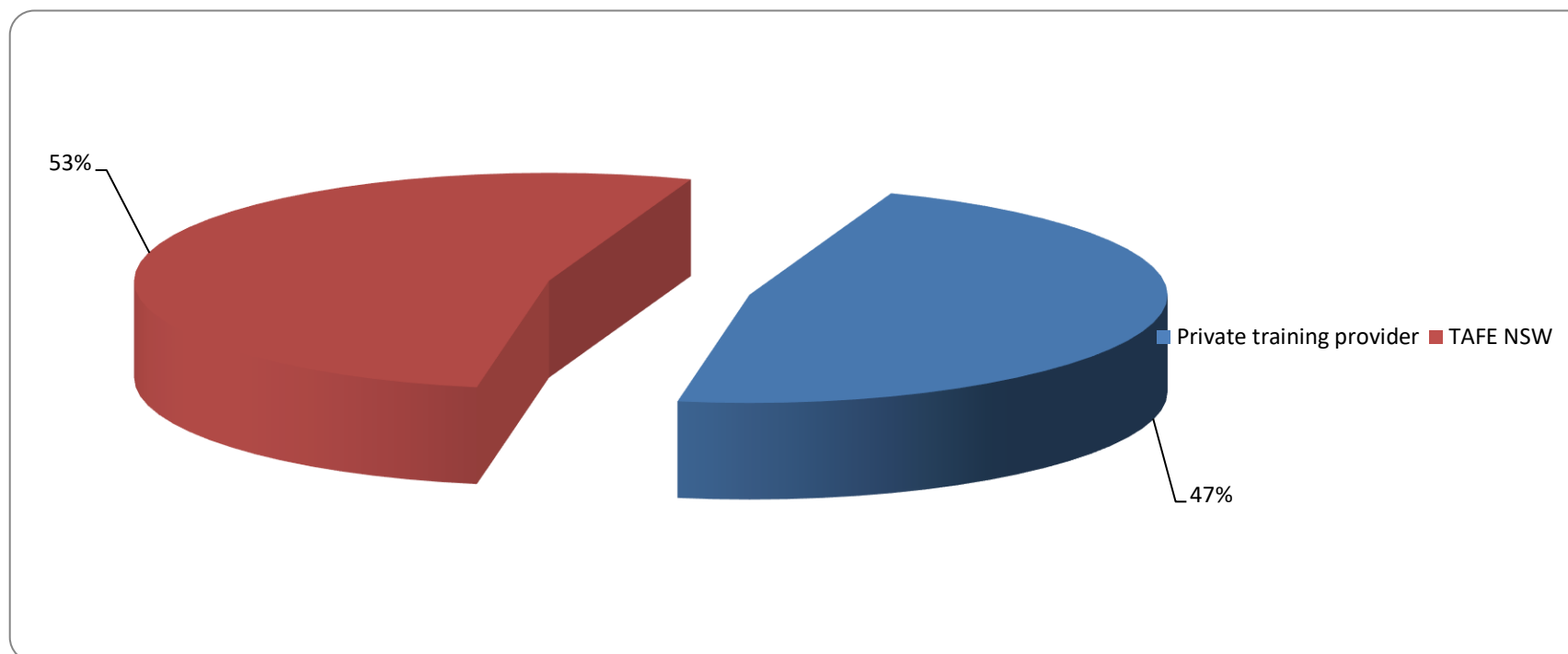
By training provider type

Table 20 Training contract approvals by training provider type
 For Period YTD: 1 January to 31 June 2018; previous YTD: 1 January to 31 June 2017; and 2017 calendar year
 Extracted 2 July 2018
 Source: The NSW Department of Industry's Integrated Vocational Education and Training System (IVETS).

Training provider type	YTD	Previous YTD	Previous CY
Private training provider	12,995	12,985	25,148
TAFE NSW	14,525	13,525	21,959
Unknown ¹	-	-	1
Total	27,520	26,510	47,108

¹ Interstate public training providers who have training contracts with NSW-based apprentices.

Figure 3 Training contract approval by training provider type (YTD: 1 January to 31 June 2018)
 For Period YTD: 1 January to 31 June 2018; previous YTD: 1 January to 31 June 2017; and 2017 calendar year
 Extracted 2 July 2018
 Source: The NSW Department of Industry's Integrated Vocational Education and Training System (IVETS).



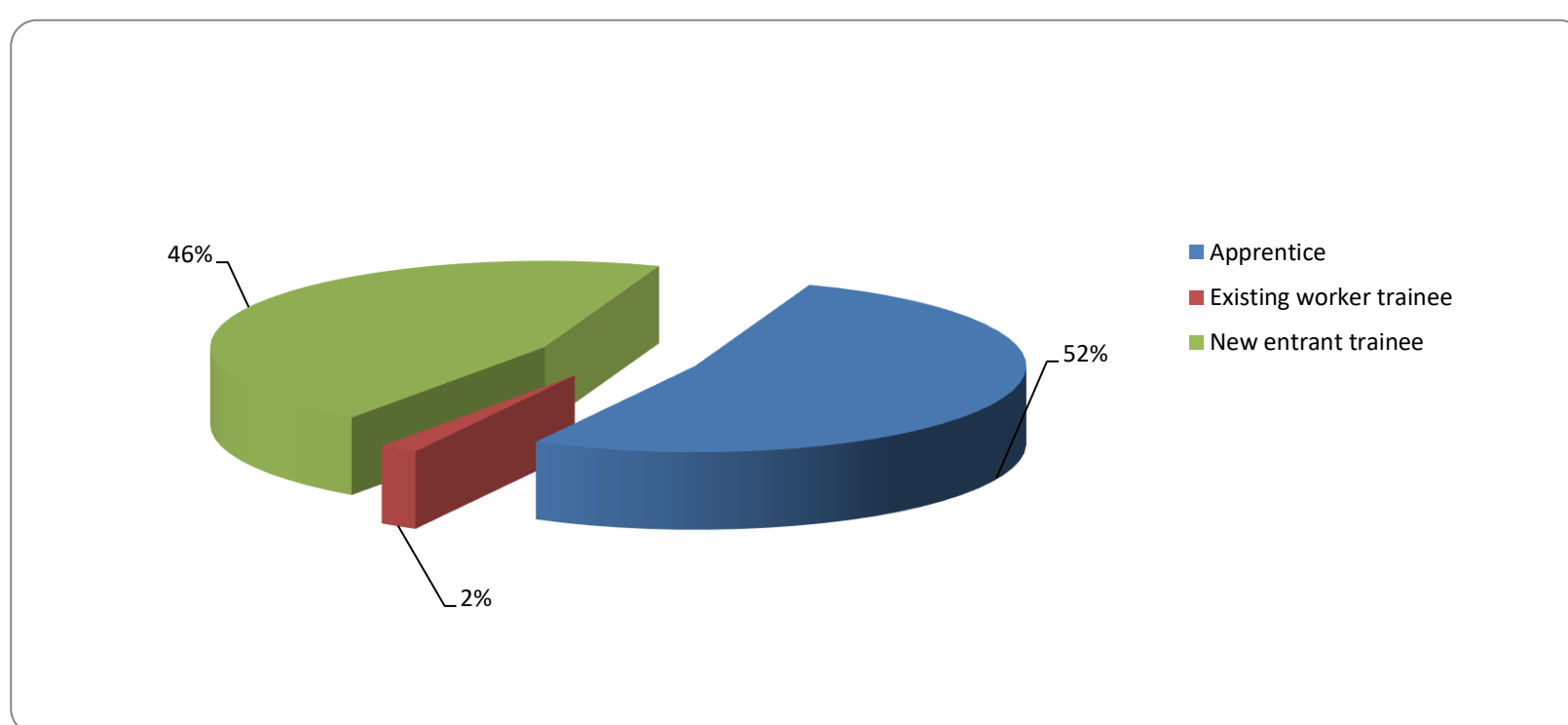
Apprenticeships and traineeships

By student type

Table 21 Training contract approvals by student type
For Period YTD: 1 January to 31 June 2018; previous YTD: 1 January to 31 June 2017; and 2017 calendar year
Extracted 2 July 2018
Source: The NSW Department of Industry's Integrated Vocational Education and Training System (IVETS).

Student type	YTD	Previous YTD	Previous CY
Apprentice	14,403	13,350	22,091
Existing worker trainee	519	468	936
New entrant trainee	12,598	12,692	24,081
Total	27,520	26,510	47,108

Figure 4 Training contract approvals by student type
For Period YTD: 1 January to 31 June 2018
Extracted 2 July 2018
Source: The NSW Department of Industry's Integrated Vocational Education and Training System (IVETS).



By disadvantaged student group

Table 22 Training contract approvals by disadvantaged student group
For Period YTD: 1 January to 31 June 2018; previous YTD: 1 January to 31 June 2017; and 2017 calendar year
Extracted 2 July 2018
Source: The NSW Department of Industry's Integrated Vocational Education and Training System (IVETS).

Disadvantaged student group ¹	YTD	Previous YTD	Previous CY
Aboriginal or Torres Strait Islanders	2,047	1,796	3,208
Students with disabilities	773	660	1,300
Students living in a regional area	5,643	5,442	9,549
Students living in a remote area	6,093	5,794	10,084
Women in non-traditional trades	773	646	1,180

¹ As a student may fall into one or more group this table does not include totals. Also, data is not collected about individuals on a training contract who hold a humanitarian visa or are long-term unemployed.

Apprenticeships and traineeships

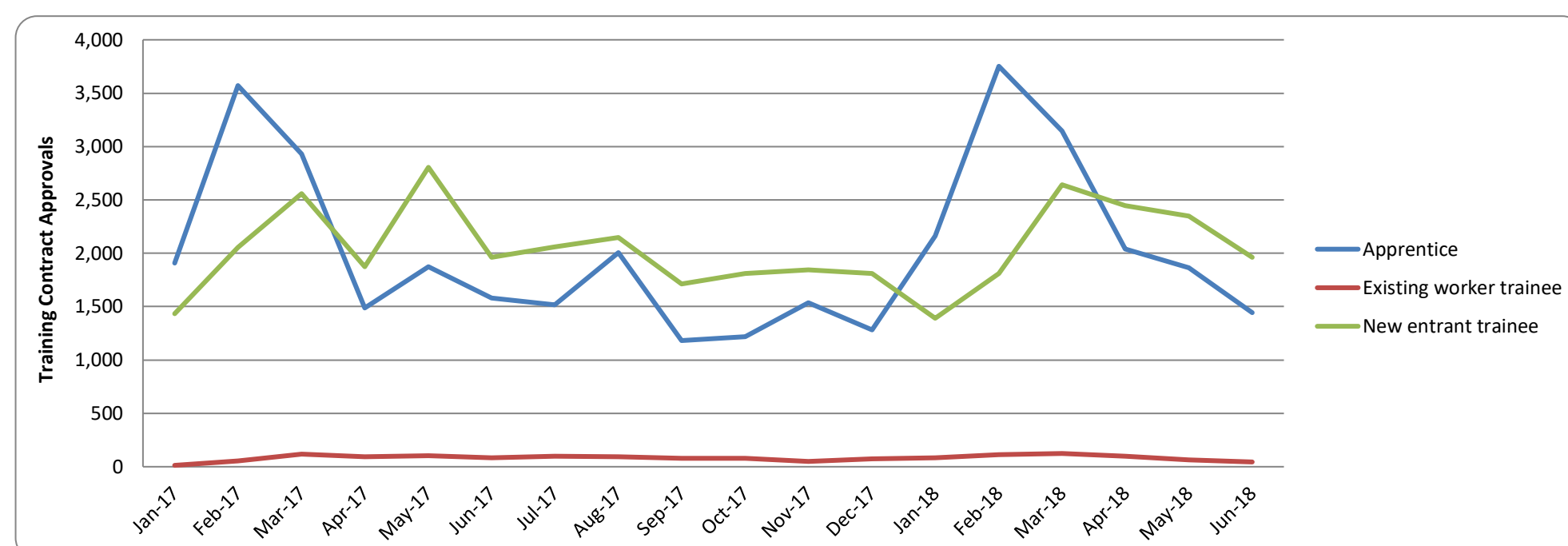
By month (for previous 18 months)

Figure 5 Training contract approvals by month

For Period previous 18 months

Extracted 2 July 2018

Source: The NSW Department of Industry's Integrated Vocational Education and Training System (IVETS).



By region

Table 23 Training contract approvals by region

For Period YTD: 1 January to 31 June 2018; previous YTD: 1 January to 31 June 2017; and 2017 calendar year

Extracted 2 July 2018

Source: The NSW Department of Industry's Integrated Vocational Education and Training System (IVETS).

Region ¹	YTD	Approvals as % of a region's population (YTD)	Previous YTD	Previous CY
Capital Region	925	0.45%	940	1,545
Central Coast	1,106	0.35%	1,004	1,825
Central West	960	0.49%	850	1,420
Coffs Harbour–Grafton	489	0.37%	462	807
Far West and Orana	586	0.52%	496	794
Hunter Valley excluding Newcastle	1,239	0.51%	1,368	2,509
Illawarra	1,266	0.46%	1,058	1,848
Mid North Coast	784	0.39%	749	1,351
Murray	515	0.47%	460	748
New England and North West	887	0.50%	808	1,524
Newcastle and Lake Macquarie	1,722	0.50%	1,721	3,129
Richmond–Tweed	761	0.33%	723	1,328
Riverina	1,002	0.67%	932	1,641
Southern Highlands and Shoalhaven	610	0.45%	561	943
Sydney	14,288	0.33%	14,093	24,956
Unknown ²	380	N/A	285	740
Total	27,520	0.38%	26,510	47,108

¹ For the area a region covers see Figure 10 on page 39.² Not enough data to map training location to a NSW region.

Apprenticeships and traineeships

Top five Apprenticeships and Traineeships by training contract approvals

Top five Apprenticeships for year to date

Table 24 Top five apprenticeship by qualification

For Period YTD: 1 January to 31 June 2018

Extracted 2 July 2018

Source: The NSW Department of Industry's Integrated Vocational Education and Training System (IVETS).

Apprenticeship qualification	YTD
Electrotechnology - Electrician Certificate III	2,270
Carpentry Certificate III	2,085
Plumbing Certificate III	1,261
Automotive - Light Vehicle Mechanical Technology Certificate III	939
Engineering - Fabrication Trade Certificate III	599

Top five Apprenticeships for previous year to date

Table 25 Top five apprenticeship by qualification

For Period previous YTD: 1 January to 31 June 2017

Extracted 2 July 2018

Source: The NSW Department of Industry's Integrated Vocational Education and Training System (IVETS).

Apprenticeship qualification	Previous YTD
Electrotechnology - Electrician Certificate III	1,928
Carpentry Certificate III	1,871
Plumbing Certificate III	1,195
Automotive - Light Vehicle Mechanical Technology Certificate III	937
Hospitality - Commercial Cookery Certificate III	670

Top five Traineeships for year to date

Table 26 Top five traineeships by qualification

For Period YTD: 1 January to 31 June 2018

Extracted 2 July 2018

Source: The NSW Department of Industry's Integrated Vocational Education and Training System (IVETS).

Traineeship qualification	YTD
Community Services - Early Childhood Education and Care Certificate III	1,524
Retail Certificate III	1,151
Business Services - Customer Engagement Certificate III	695
Transport and Logistics - Driving Operations Certificate III	637
Hospitality Certificate III	587

Apprenticeships and traineeships

Top five traineeships for previous year to date

Table 27 Top five traineeships by qualification (previous YTD: 1 January to 31 June 2017)
For Period previous YTD: 1 January to 31 June 2017

Extracted 2 July 2018

Source: The NSW Department of Industry's Integrated Vocational Education and Training System (IVETS).

Traineeship qualification	Previous YTD
Community Services - Early Childhood Education and Care Certificate III	1,495
Retail Certificate III	1,349
Hospitality Certificate III	724
Transport and Logistics - Warehousing Operations Certificate II	523
Business Services - Customer Engagement Certificate III	503

Apprentices and trainees in training

Table 28 Number of apprentices and trainees in training
For Period as at 2 July 2018

Extracted 2 July 2018

Source: The NSW Department of Industry's Integrated Vocational Education and Training System (IVETS).

Student type	Number
Apprentices	58,651
Existing worker trainees	1,543
New entrant trainees	29,931
Total	90,125

Training contract completion rates for Apprenticeships and Traineeships

Table 29 Contract completion rates for apprenticeships and traineeships
For Period calendar years 2016 and 2017

Extracted 2 July 2018

Source: The NSW Department of Industry's Integrated Vocational Education and Training System (IVETS).

Contract type	2017 (%)	2016 (%)
Apprenticeship	58.7%	57.7%
Traineeship	62.1%	62.6%
Total	60.7%	60.8%

Apprenticeships and traineeships

Bert Evans Apprentice Scholarships

The Bert Evans Apprentice Scholarships assist apprentices in NSW who have demonstrated:

- hardship in their personal circumstances
- an aptitude for VET that will lead them to complete their trade training successfully
- a positive attitude and application in the workplace and in off-the-job training.

Source: NSW Department of Industry

Table 30 Number of students receiving a Bert Evans Scholarship
For Period calendar years 2016 and 2017
Extracted 2 July 2018
Source: NSW Department of Industry

	2017	2016	2015
Scholarships awarded	75	72	53

Smart and Skilled Program

Smart and Skilled is a NSW Government's initiative to create a successful contestable VET market in NSW, achieve the goals of VET reform and the skill priorities of NSW.

Smart and Skilled delivers subsidised training under A703 two broad categories known as 'program streams' – these are Entitlement and Targeted Priorities.

The Entitlement program stream encourages individuals to gain a post-school qualification at the Certificate I, II or III level and also includes apprenticeships and traineeships (which may be at the Certificate IV, Diploma or Advanced Diploma level). The Targeted Priorities program stream encourages individuals to gain a post-school qualification at the Certificate IV, Diploma or Advanced Diploma level.

Each program stream contains several 'programs'. The Entitlement program stream contains the:

- Entitlement Foundation Skills Program
- Entitlement Full Qualifications Program
- Entitlement Apprenticeships and Traineeships Program.

The Targeted Priorities program stream contains the:

- Targeted Priorities Full Qualifications Program
- Targeted Priorities Prevocational and Part Qualification Program.

A student may participate in more than one Smart and Skilled program, training provider or region.

Smart and Skilled commenced on 1 January 2015. Please consider this when comparing 2015 YTD and 2016 YTD data.

Enrolments

By Smart and Skilled program

Table 31 Commencing, continuing and completed enrolments by Smart and Skilled program
For Period YTD: 1 January to 31 July 2018; previous YTD: 1 January to 31 July 2017; and 2017 calendar year
Extracted 04 Oct 2018

Source: The NSW Department of Industry's Integrated Vocational Education and Training System (IVETS).

Smart and Skilled program	Commencements	Continuing	Completions
Entitlement – Apprenticeships	18,326	24,729	2,473
Entitlement – Traineeships	11,703	7,833	5,049
Entitlement Foundation Skills	12,121	321	3,231
Entitlement Full Qualifications	54,178	10,152	14,769
Other (Full Qualifications) ¹	-	2	-
Targeted Priorities (TP) Full Qualifications	7,303	5,348	3,229
TP Prevocational and Part Qualifications –Pre-apprenticeship ²	723	5	-
TP Prevocational and Part Qualifications –Pre-traineeship ³	1,025	39	-
TP Prevocational and Part Qualifications – Prevocational ³	1,789	89	-
TP Prevocational and Part Qualifications – Targeted Skills ⁴	10,722	576	-
Total	117,890	49,094	28,751

¹The training falls under an existing Smart and Skilled program but could not be processed with the standard method.

²Part qualifications that assist individuals to gain an apprenticeship or traineeship.

³Part or full qualifications that assist individuals to gain employment or enrol in further education.

⁴Part qualifications for priority groups and industries to assist individuals to upgrade their training and/or learn new skills for employment.

Smart and Skilled Program

By disadvantaged student group

Table 32 Commencing, continuing and completed enrolments by disadvantaged student group

For Period YTD: 1 January to 31 July 2018

Extracted 04 Oct 2018

Source: The NSW Department of Industry's Integrated Vocational Education and Training System (IVETS).

Disadvantaged student group ¹	Commencements	Continuing	Completions
Aboriginal or Torres Strait Islanders	12,106	3,563	1,998
Students with disabilities	12,389	2,335	3,001
Humanitarian visa holders	3,114	126	744
Long-term unemployed	4,768	913	1,258
Students living in a regional area	25,306	10,760	6,014
Students living in a remote area	8,769	4,810	1,984

¹As a student may fall into one or more group this table does not include totals.

By region

Table 33 Commencing, continuing and completed enrolments by region

For Period YTD: 1 January to 31 July 2018

Extracted 04 Oct 2018

Source: The NSW Department of Industry's Integrated Vocational Education and Training System (IVETS).

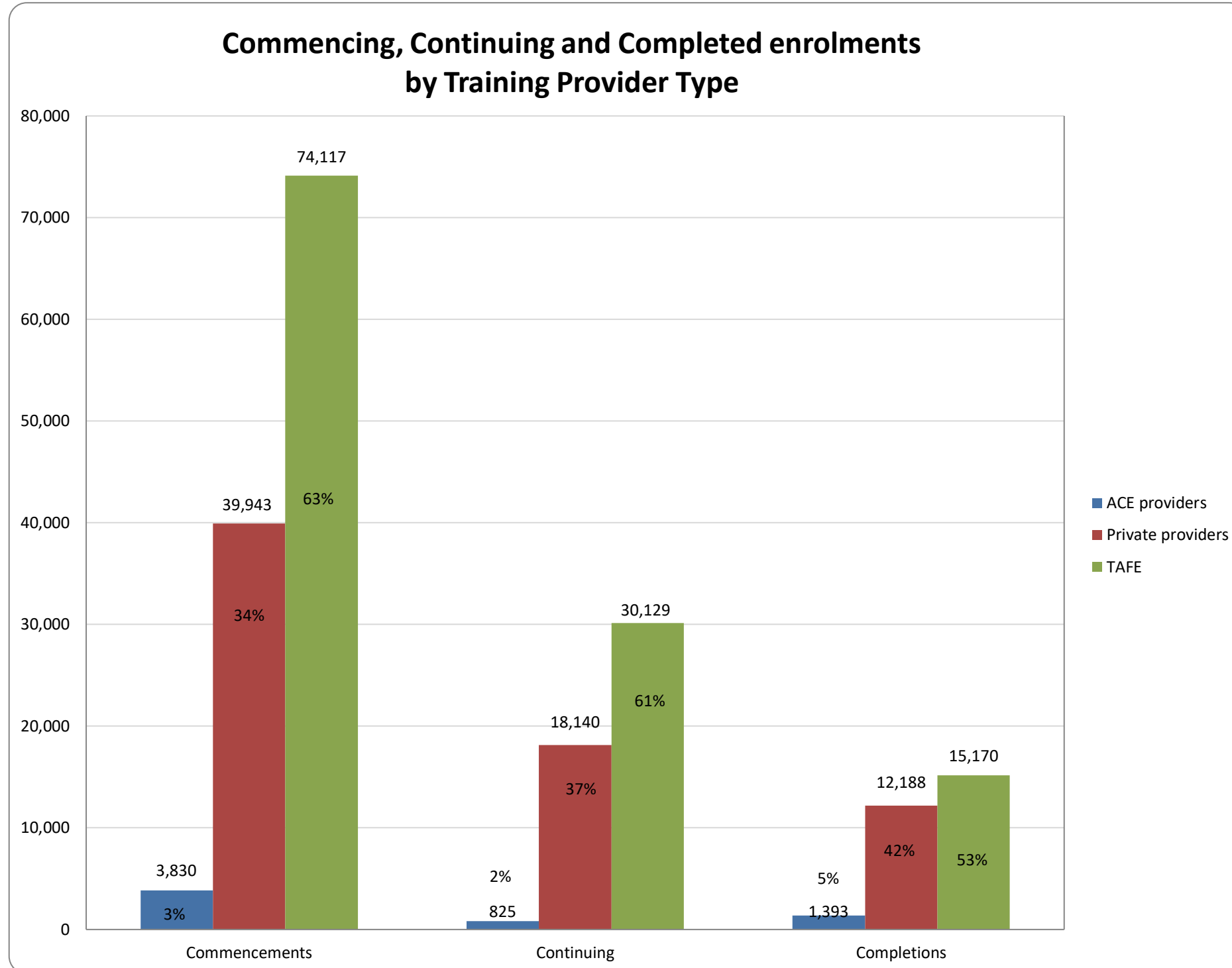
Region ¹	Commencements	Continuing	Completions
Capital Region	2,265	952	482
Central Coast	4,755	1,731	1,399
Central West	4,513	1,751	928
Coffs Harbour–Grafton	2,905	1,397	719
Far West and Orana	2,639	935	370
Hunter Valley excluding Newcastle	4,010	2,262	1,049
Illawarra	5,333	2,480	1,513
Mid North Coast	4,409	1,312	1,038
Murray	1,433	447	253
New England and North West	4,574	1,511	883
Newcastle and Lake Macquarie	7,953	3,485	2,189
Richmond–Tweed	4,365	1,923	1,317
Riverina	3,559	1,561	630
Southern Highlands and Shoalhaven	2,017	786	403
Sydney	63,058	26,471	15,575
Total	117,788	49,004	28,748

¹For the area a region covers see Figure 10 on page 39.

Smart and Skilled Program

By training provider type

Figure 4 Commencing, continuing and completed enrolments by training provider type
 For Period YTD: 1 January to 31 July 2018
 Extracted 04 Oct 2018
 Source: The NSW Department of Industry's Integrated Vocational Education and Training System (IVETS).



Smart and Skilled Program

Students

A student may participate in more than one Smart and Skilled program, training provider or region.

By Smart and Skilled program

Table 34 Number of students who commenced, continued and/or completed a qualification or accredited course under a Smart and Skilled program
For Period YTD: 1 January to 31 July 2018
Extracted 04 Oct 2018

Source: The NSW Department of Industry's Integrated Vocational Education and Training System (IVETS).

Smart and Skilled program	Commencements	Continuing	Completions
Entitlement – Apprenticeships	18,177	24,546	2,473
Entitlement – Traineeships	11,562	7,788	5,048
Entitlement Foundation Skills	10,228	317	3,167
Entitlement Full Qualifications	51,035	10,080	14,637
Other (Full Qualifications) ¹	-	2	-
Targeted Priorities (TP) Full Qualifications	7,108	5,265	3,211
TP Prevocational and Part Qualifications – Part Qualifications Pre-apprenticeship ²	721	5	-
TP Prevocational and Part Qualifications – Part Qualifications Pre-traineeship ²	1,014	39	-
TP Prevocational and Part Qualifications – Part Qualifications Prevocational ³	1,688	89	-
TP Prevocational and Part Qualifications – Targeted Skills ⁴	9,876	574	-
Overall unique student number⁵	108,120	48,522	28,429

¹The training falls under an existing Smart and Skilled program but could not be processed with the standard method.

²Part qualifications that assist individuals to gain an apprenticeship or traineeship.

³Part or full qualifications that assist individuals to gain employment or enrol in further education.

⁴Part qualifications for priority groups and industries to assist individuals to upgrade their training and/or learn new skills for employment.

⁵The overall unique student number is not a total.

By region

Table 35 Number of students who commenced, continued and/or completed a qualification or accredited course under a Smart and Skilled program by region
For Period YTD: 1 January to 31 July 2018
Extracted 04 Oct 2018

Source: The NSW Department of Industry's Integrated Vocational Education and Training System (IVETS).

Region ¹	Commencements	Commencements as % of a region's population	Continuing	Completions
Capital Region	2,159	1.04%	945	477
Central Coast	4,514	1.45%	1,729	1,392
Central West	4,262	2.17%	1,740	920
Coffs Harbour–Grafton	2,756	2.11%	1,394	709
Far West and Orana	2,505	2.21%	926	361
Hunter Valley excluding Newcastle	3,785	1.56%	2,257	1,044
Illawarra	5,063	1.83%	2,465	1,503
Mid North Coast	4,077	2.03%	1,293	1,023
Murray	1,390	1.26%	443	252
New England and North West	4,284	2.43%	1,509	871

Smart and Skilled Program

Table 35 Number of students who commenced, continued and/or completed a qualification or accredited course under a Smart and Skilled program by region (Cont.)
For Period YTD: 1 January to 31 July 2018
Extracted 04 Oct 2018

Source: The NSW Department of Industry's Integrated Vocational Education and Training System (IVETS).

Region ¹	Commencements	Commencements as % of a region's population	Continuing	Completions
Newcastle and Lake Macquarie	7,491	2.19%	3,459	2,155
Richmond-Tweed	3,895	1.71%	1,897	1,279
Riverina	3,400	2.26%	1,554	630
Southern Highlands and Shoalhaven	1,903	1.39%	774	402
Sydney	57,544	1.31%	26,153	15,435

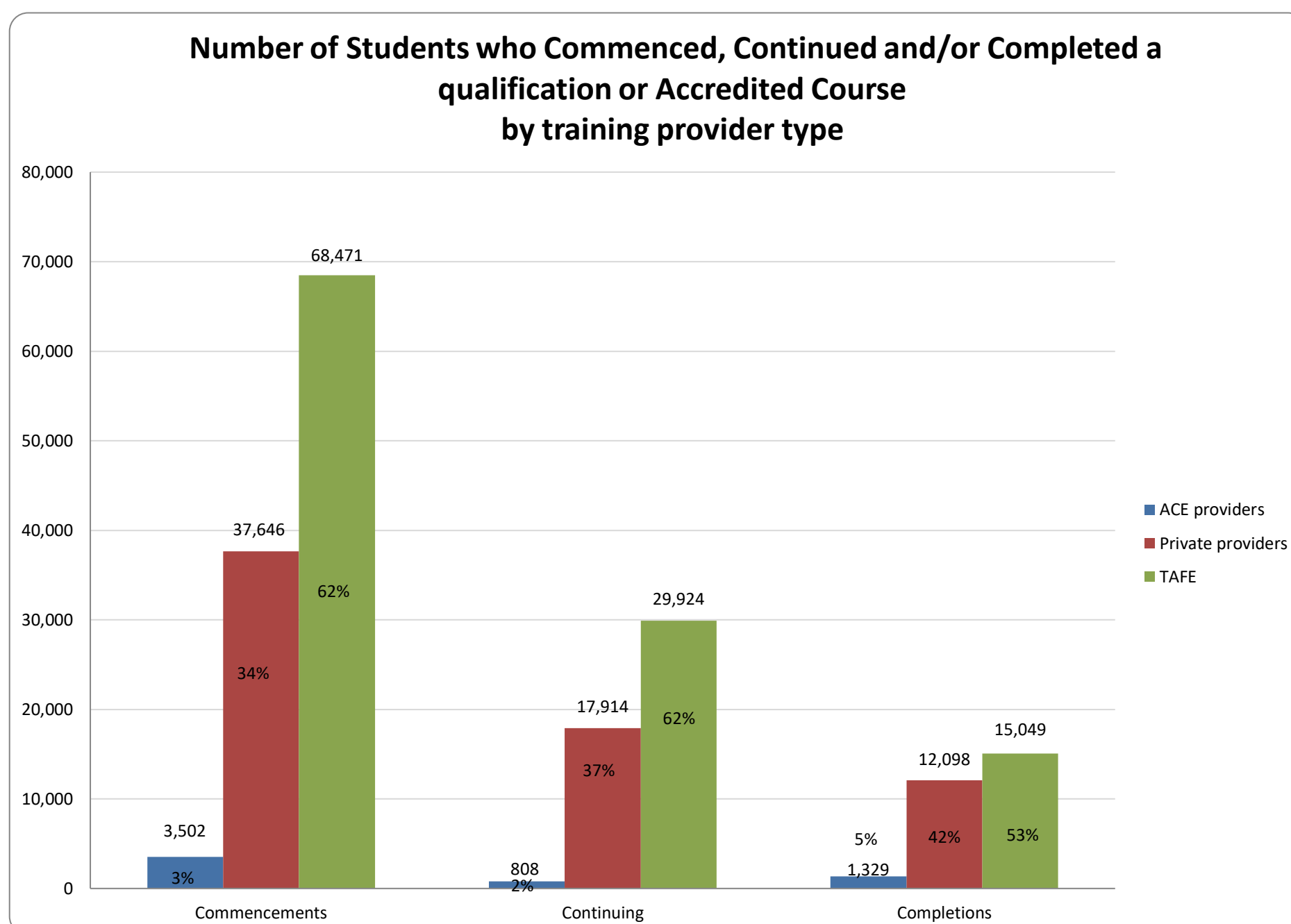
¹For the area a region covers see Figure 10 on page 39.

²The overall unique student number is not the same as a total.

By training provider type

Figure 5 Number of students who commenced, continued and/or completed a qualification or accredited course by training provider type
For Period YTD: 1 January to 31 July 2018
Extracted 04 Oct 2018

Source: The NSW Department of Industry's Integrated Vocational Education and Training System (IVETS).



Smart and Skilled Program

Smart and Skilled training providers

A 'Smart and Skilled training provider' means a registered training organisation the NSW Department of Industry that has contracted to offer government-subsidised training under Smart and Skilled.

By Smart and Skilled programs with regional approvals

Table 36 Number of Smart and Skilled training providers with regional training delivery approvals by Smart and Skilled program
For Period as at 04 Oct 2018
Extracted 04 Oct 2018

Source: The NSW Department of Industry's Integrated Vocational Education and Training System (IVETS).

Region ¹	No. of approved training providers	
	Entitlement Full Qualifications Program	Targeted Priorities Full Qualification Program
Capital Region	25	26
Central Coast	43	30
Central West	27	21
Coffs Harbour–Grafton	18	17
Far West and Orana	29	12
Hunter Valley excluding Newcastle	43	29
Illawarra	48	37
Mid North Coast	27	29
Murray	10	10
New England and North West	26	28
Newcastle and Lake Macquarie	58	40
Richmond–Tweed	30	26
Riverina	30	27
Southern Highlands and Shoalhaven	29	26
Sydney	174	193

¹For the area a region covers see Figure 10 on page 39.

By Smart and Skilled programs with state wide approvals

Table 37 Number of Smart and Skilled training providers with state wide training delivery approvals by Smart and Skilled program
For Period as at 04 Oct 2018
Extracted 04 Oct 2018

Source: The NSW Department of Industry's Integrated Vocational Education and Training System (IVETS).

Smart and Skilled program	Training providers
Entitlement Apprenticeships and Traineeships	318
Entitlement Foundation Skills	44

Smart and Skilled Program

Top 10 qualifications

By commencements

Table 38 Top 10 qualifications by commencements

For Period YTD: 1 January to 31 July 2018

Extracted 04 Oct 2018

Source: The NSW Department of Industry's Integrated Vocational Education and Training System (IVETS).

Qualification	Commencements
Certificate III in Individual Support	6,548
Certificate III in Early Childhood Education and Care	6,140
Certificate III in Business Administration	4,359
Certificate III in Electrotechnology Electrician	3,200
Certificate III in Carpentry	3,029
Certificate III in Hospitality	2,150
Certificate III in Retail	2,012
Certificate III in Warehousing Operations	1,912
Certificate III in Education Support	1,742
Certificate III in Plumbing	1,717

By continuing enrolments

Table 39 Top 10 qualifications by continuing enrolments

For Period YTD: 1 January to 31 July 2018

Extracted 04 Oct 2018

Source: The NSW Department of Industry's Integrated Vocational Education and Training System (IVETS).

Qualification	Continuing
Certificate III in Electrotechnology Electrician	5,193
Certificate III in Carpentry	3,938
Certificate III in Plumbing	2,220
Certificate III in Early Childhood Education and Care	1,631
Diploma of Early Childhood Education and Care	1,287
Certificate III in Individual Support	1,163
Certificate III in Engineering - Fabrication Trade	1,130
Certificate III in Light Vehicle Mechanical Technology	981
Certificate III in Air-conditioning and Refrigeration	963
Certificate III in Light Vehicle Mechanical Technology	841

By completions

Table 40 Top 10 qualifications by completions

For Period YTD: 1 January to 31 July 2018

Extracted 04 Oct 2018

Source: The NSW Department of Industry's Integrated Vocational Education and Training System (IVETS).

Qualification	Completions
Certificate III in Early Childhood Education and Care	2,003
Certificate III in Individual Support	1,934
Certificate III in Business Administration	1,301
Certificate III in Hospitality	792
Certificate III in Retail	659
Certificate III in Warehousing Operations	602
Certificate III in Business	513
Certificate IV in Leadership and Management	513
Diploma of Early Childhood Education and Care	489
Certificate III in Carpentry	476

¹ This qualification (code BSB30415) supersedes and is equivalent to the Certificate III in Business (code BSB30412).

Smart and Skilled Program

Fee-Free Scholarships

Fee-Free Scholarships are part of the NSW Government's commitment under the Reskilling NSW strategy. The strategy provides \$48 million over four years for 200,000 Smart and Skilled concession-eligible 15 to 30 year olds. Fee-Free Scholarships are available to eligible students who undertake study with an approved Smart and Skilled training provider for a qualification from certificate level I to IV that is on the NSW Skills List, with priority giving to eligible social housing residents. Fee-Free Scholarships have been available since 1 July 2015.

By region and training provider type

Table 41 Number of Fee-Free Scholarships by region and training provider type

For Period 1 July 2015 to 03 Aug 2018

Extracted 03 Aug 2018

Source: The NSW Department of Industry's Integrated Vocational Education and Training System (IVETS).

Region ¹	Fee-Free Scholarships	Training provider type	
		TAFE NSW	Private training provider
Capital Region	1,350	798	552
Central Coast	3,450	2,105	1,345
Central West	2,359	1,877	482
Coffs Harbour–Grafton	2,765	2,428	337
Far West and Orana	721	549	172
Hunter Valley excluding Newcastle	2,524	1,566	958
Illawarra	3,421	1,843	1,578
Mid North Coast	3,627	2,899	728
Murray	766	472	294
New England and North West	1,780	1,507	273
Newcastle and Lake Macquarie	5,126	3,431	1,695
Richmond–Tweed	3,778	3,182	596
Riverina	1,639	1,086	553
Southern Highlands and Shoalhaven	1,240	570	670
Sydney	27,445	20,277	7,168
Total	61,991	44,590	17,401

¹For the area a region covers see Figure 10 on page 39.

By region and selected student characteristics

Table 42 Number of Fee-Free Scholarships by region and selected student characteristics

For Period 1 July 2015 to 03 Aug 2018

Extracted 03 Aug 2018

Source: The NSW Department of Industry's Integrated Vocational Education and Training System (IVETS).

Region ¹	Male	Female	Living in social housing	Holding a humanitarian visa
Capital Region	442	908	93	1
Central Coast	1,104	2,345	228	2
Central West	728	1,629	157	4
Coffs Harbour–Grafton	1,041	1,724	96	44
Far West and Orana	282	439	30	-
Hunter Valley excluding Newcastle	856	1,667	168	2
Illawarra	1,352	2,069	408	31
Mid North Coast	1,295	2,330	111	-
Murray	268	498	84	18
New England and North West	564	1,214	85	2
Newcastle and Lake Macquarie	2,131	2,993	425	19
Richmond–Tweed	1,494	2,279	95	1
Riverina	515	1,124	148	4
Southern Highlands and Shoalhaven	493	746	129	-
Sydney	9,399	18,038	2,314	826
Total	21,964	40,003	4,571	954

¹For the area a region covers see Figure 10 on page 39.

Smart and Skilled Program

Table 43 Number of Fee-Free Scholarships by region and age cohort
For Period 1 Mar 2017 to 30 June 2018
Extracted 04 Oct 2018

Source: The NSW Department of Industry's Integrated Vocational Education and Training System (IVETS).

Region ¹	15–19 years	20–24 years	25–30 years
Capital Region	538	451	355
Central Coast	1,367	1,153	845
Central West	814	803	735
Coffs Harbour–Grafton	1,089	916	729
Far West and Orana	263	265	191
Hunter Valley excluding Newcastle	1,076	863	567
Illawarra	1,219	1,351	831
Mid North Coast	1,527	1,161	911
Murray	303	276	186
New England and North West	673	628	476
Newcastle and Lake Macquarie	1,974	1,838	1,256
Richmond–Tweed	1,521	1,252	972
Riverina	547	579	507
Southern Highlands and Shoalhaven	473	443	303
Sydney	8,695	9,688	8,809
Total	22,079	21,667	17,673

¹For the area a region covers see Figure 10 on page 39.

Glossary

ACE	Adult and Community Education
Accredited vocational training	Education approved by the Australian Skills Quality Authority.
Active provider	A Smart and Skilled contracted training provider who has delivered training under their Smart and Skilled contract.
Adult and Community Education	A not-for profit, community-owned organisation with a primary focus on adult education. The ACE sector delivers courses relating to leisure, personal and community development, employment skills, preparation for VET and nationally recognised programs of study.
AEDO	Aboriginal Enterprise Development Officer Program
Apprentice	An employee who is party to an apprenticeship to learn a trade on-the-job under a qualified tradesperson and off-the-job with a registered training organisation.
Approval (training contract)	The official confirmation by Training Services NSW that an apprenticeship or traineeship has commenced with an employer.
Approved (training provider)	A training provider has been offered and has accepted a Smart and Skilled contract.
Approved qualification	A qualification that a training provider is approved to deliver under Smart and Skilled.
AQF	Australian Quality Framework
ASDB	The NSW Department of Industry's Aboriginal Services Database.
ATSI	Aboriginal or Torres Strait Islander
Australian Quality Framework	<p>The national policy for regulated qualifications in the Australian education and training system.</p> <p>The AQF incorporates the quality assured qualifications from each education and training sector into a single comprehensive national qualifications framework. The AQF defines the qualification levels issued by schools, vocational education and training providers and higher education.</p> <p>The AQF qualifications that apply to VET are Certificate levels I to IV, Diploma and Advanced Diploma, as well as Graduate Certificate and Graduate Diploma.</p> <p>Maintaining the AQF is a shared responsibility of the Commonwealth, state and territory governments.</p>
Bert Evans Apprentice Scholarships	<p>These scholarships assist apprentices in NSW who have demonstrated:</p> <ul style="list-style-type: none"> • hardship in their personal circumstances • an aptitude for VET that will lead them to complete their trade training successfully • a positive attitude and application in the workplace and in off-the-job training. <p>A maximum of 50 scholarships are awarded annually, including 10 NSW Country Apprentice Scholarships.</p>
Commencement	Occurs when a student begins to participate in training for a qualification or accredited course; or, for a subject-only enrolment, begins to participate in a module or unit of competency that is scheduled to be completed in the current year.
Commitment	Represents a commitment by government to subsidise a training provider for the cost of training an approved prospective student in an approved qualification, accredited course or subject-only enrolment.
Community service obligation (CSO)	A service with an identifiable community or social benefit that cannot be supplied under commercial costs and conditions, and that government subsidises.
Continuing	A student who is continuing training for a qualification or accredited course in a subsequent year to the commencement year and who is still training at the time of this report; or, for a subject-only enrolment, an enrolment in a module or unit of competency that is scheduled to be completed in a future year.
Completion	A student who has successfully completed a qualification or accredited course; or, for a subject-only enrolment, has completed a module or unit of competency.
Completion Rate	
CSO	Community service obligation
Disadvantaged student group	A student who falls into one or more equity categories of: being an Aboriginal or Torres Strait Islander, being disabled, being a humanitarian visa holder, being long-term unemployed, or living in a regional or remote area.

Enrolment	The engagement and participation of a student in an approved qualification, accredited course or subject-only training.
Existing worker trainee	A long-term employee (greater than three months full time or 12 months part time) who is party to a traineeship to learn a recognised vocation on-the-job under supervision and off-the-job with a training provider.
Fee for service	A VET qualification or accredited course that is not subsidised by government (a student or their employer pays the full fee for the training).
Fee-Free Scholarships	Part of the NSW Government's commitment under the Reskilling NSW strategy. It provides \$48 million over 4 years (starting on 1 July 2015) for 200,000 scholarships. The scholarships cover the fee for any Certificate I to IV level qualification on the NSW Skills List. To be eligible, a student must be aged between 15 and 30 years and eligible for Smart and Skilled's concession fee (with priority given to social housing residents); or living (or have lived) in out-of-home care; or someone who has experienced (or is experiencing) domestic/family violence.
FY	Financial year
Jobs of Tomorrow Scholarships	The Program provides \$25 million over four years (starting in 2016) for 25,000 scholarships in science, technology, engineering and mathematics (STEM) VET qualifications. Eligible students receive a \$1,000 scholarship to encourage them to enrol and complete a STEM qualification. In each calendar year, the first 6,250 eligible students who apply and commence training will be offered a scholarship.
IVETS	The NSW Department of Industry's Integrated Vocational Education and Training Services database.
NCAP	New Careers for Aboriginal People Program
NCVER	National Centre for Vocational Education Research
New entrant trainee	An employee who is party to a traineeship to learn a recognised vocation on-the-job under supervision and off-the-job with a training provider.
Non-accredited vocational training	Education with a vocational intent that is non-assessable and not recognised under the AQF.
NSW Ageing Strategy	NSW Government commitment to support seniors in the community with a range of programs and initiatives.
OLiV	The NSW Department of Industry's On Line Validation System.
Private training provider	A non-TAFE training provider that is registered with the Australian Skills Quality Authority, and can deliver nationally recognised courses and award AQF VET qualifications.
Qualification	A nationally recognised qualification under the Australian Qualifications Framework (AQF).
Recognition of prior learning	Recognition of prior learning (RPL) involves the assessment of the previously unrecognised skills and knowledge an individual has achieved outside the formal education and training system. This assessment determines the extent to which that individual has achieved the required learning outcomes, competency outcomes, or standards for entry to, and/or partial or total completion of a program of study without the need for further study.
Region	There are 15 training regions (which are based on Australian Bureau of Statistics SA4 level). See Figure 6 on page 32.
Regional	A classification of a student's residence using the Australian Bureau of Statistics Accessibility/Remoteness Index of Australia.
Registered training organisation (RTO)	An training provider that is registered with the Australian Skills Quality Authority – which allows them to deliver nationally courses and award AQF VET qualifications.
Remote	A classification of a student's residence using the Australian Bureau of Statistics Accessibility/Remoteness Index of Australia.
Reskilling NSW strategy	An NSW Government initiative to help individuals get a job by giving them better access to VET.
Returned (contract)	A training provider that has chosen to withdraw from its Smart and Skilled contract.
Smart and Skilled	The NSW Government's initiative to create a successful contestable VET market in NSW, and achieve the goals of VET reform and the skill priorities of NSW.
Smart and Skilled program	A subset of Smart and Skilled government-subsidised training with specific characteristics.

Status (training provider)	Indicates whether a Smart and Skilled training provider's contract has been approved, suspended, returned or terminated.
Subject-only enrolment	An enrolment in a module or unit of competency that is not intended to lead to the issue of a qualification or accredited course.
Suspended (training provider)	A training provider's Smart and Skilled contract has been temporarily suspended for one or more breaches of contract conditions.
TAFE NSW	The NSW Government's public training provider of VET in NSW.
Tech Savvy Seniors Program	A joint NSW Government and Telstra initiative that provides grants to ACE providers to deliver training in the use of smart technologies to people over 60 years of age.
Terminated (training provider)	A training provider's Smart and Skilled contract has been terminated for one or more breaches of contract conditions.
Total VET activity	All accredited VET activity from all training providers (unless granted an exemption) in accordance with the National VET Provider Collection Data Requirements Policy.
Trade	The occupation to which an apprenticeship leads.
Training contract	The mutual agreement between an employer and apprentice or trainee.
Training contract type	A training contract can be either an apprenticeship, an existing worker traineeship or a new entrant traineeship.
Training provider	A training provider that is registered with the Australian Skills Quality Authority, and can deliver nationally recognised courses and award AQF VET qualifications.
VET	Vocational education and training
VET FEE-HELP	An Australian Government income-contingent loan scheme for VET students. A loan covers a student's fees. The student is only required to pay back the loan when their income reaches a set level.
Vocation	The occupation to which a traineeship leads.
Vocational Training Assistance	Provided through the Vocational Training Assistance Scheme (VTAS) – a program that provides eligible apprentices and trainees with monetary assistance to attend off-the-job training during the term of their apprenticeship or traineeship. Existing worker trainees are ineligible to claim vocational training assistance. Current rates for travel are 12 cents per kilometre and \$28 per night for accommodation, and a one-off payment of up to \$2,000 for a student who has to relocate.
VTAS	Vocational Training Assistance Scheme
Woman in non-traditional trades	Currently, 167 out of a total 1,211 trades are considered to be non traditional trades for women. Examples include Certificate III in Aeroskills (Mechatronics) and Certificate III in Solid Plastering.
YTD	Year to date

NSW training regions

Figure 6 Training regions in NSW

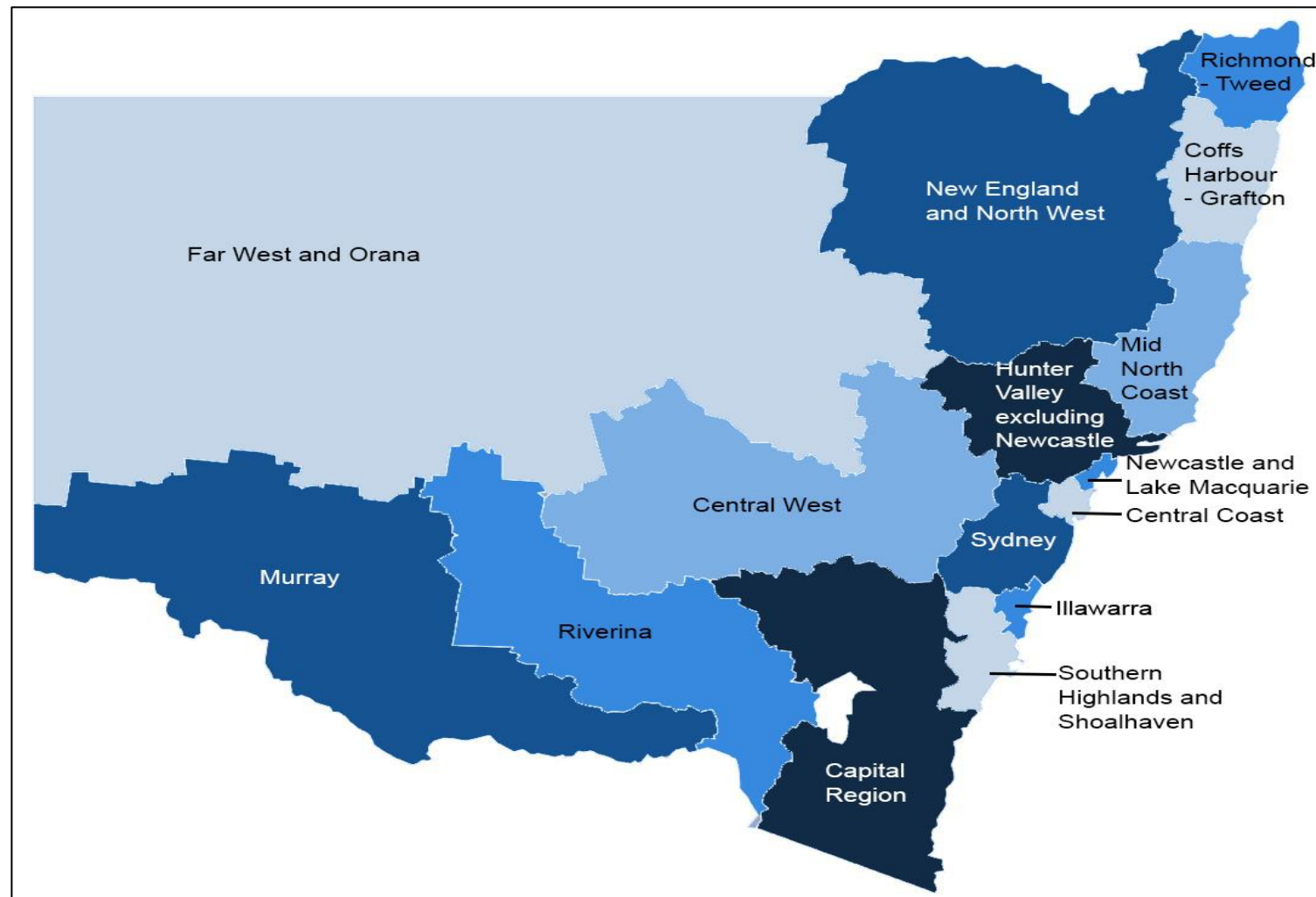


Table 44 Major towns or areas for each region

This region...	Includes...
Capital Region	Goulburn, Yass, Queanbeyan, the Snowy Mountains and the South Coast
Central Coast	Brooklyn, Davistown, Terrigal, The Entrance, Wyong and Gosford
Central West	Bathurst, Lachlan Valley, Lithgow, Mudgee and Orange
Coffs Harbour–Grafton	Coffs Harbour and the Clarence Valley
Far West and Orana	Bourke, Cobar, Coonamble, Broken Hill and Dubbo
Hunter Valley excluding Newcastle	Lower and Upper Hunter, Maitland and Port Stephens
Illawarra	Wollongong, Shellharbour and Kiama
Mid North Coast	Great Lakes, Kempsey, Nambucca, Lord Howe Island, Port Macquarie, Taree and Gloucester
Murray	Upper and Lower Murray, and Albury
Newcastle and Lake Macquarie	Newcastle and Lake Macquarie
New England and North West	Armidale, Inverell, Moree, Inverell, Tenterfield, Moree, Narrabri, Tamworth and Gunnedah
Richmond–Tweed	Richmond Valley and Tweed Valley
Riverina	Griffith, Tumut and Wagga Wagga
Southern Highlands and Shoalhaven	Mittagong, Bowral, Nowra and Ulladulla
Sydney	Sydney and the Blue Mountains