



Performance of NSW VET programs: monthly report

June 2019

Published by the Department of Industry, Skills and Regional Development. First published April 2016.

© State of New South Wales through Department of Industry, Skills and Regional Development 2019

This publication is copyright. You may download, display, print and reproduce this material provided that the wording is reproduced exactly, the source is acknowledged, and the copyright, update address and disclaimer notice are retained. To copy, adapt, publish, distribute or commercialise any of this publication you will need to seek permission from the Department of Industry, Skills and Regional Development.

Disclaimer: The information contained in this publication is based on knowledge and understanding at the time of writing (June 2016). However, because of advances in knowledge, users are reminded of the need to ensure that the information upon which they rely is up to date and to check the currency of the information with the appropriate officer of the Department of Industry, Skills and Regional Development or the user's independent advisor.

Contents

About this report	4
National VET activity data	5
VET activity data from NCVET	5
Enrolments by qualification level	5
Performance of NSW VET programs	7
Aboriginal programs and services	7
Elsa Dixon Aboriginal Employment Program	7
Aboriginal Enterprise Development Officer Program	8
New Careers for Aboriginal People Program	8
The Way Ahead for Aboriginal People Program	8
Adult and Community Education programs	9
Qualification enrolments by funding source	9
Subject-only enrolments by funding source	10
Community service obligations funded enrolments in qualifications	11
CSO-funded students doing qualifications	12
CSO-funded subject-only enrolments	13
CSO-funded students doing subjects only	14
Apprenticeships and traineeships	15
Training contract approvals for apprenticeships and traineeships	15
Top five apprenticeships and traineeships by training contract approvals	18
Apprentices and trainees in training	19
Training contract completion rates for apprenticeships and traineeships	19
Bert Evans Apprentice Scholarships	20
Smart and Skilled Program	21
Enrolments	21
Students	24
Smart and Skilled training providers	26
Top 10 qualifications	27
Fee-Free Scholarships	28
Glossary	30
NSW training regions	33

About this Report

This is a monthly report on the performance of NSW vocational education and training (VET) programs and follows the introduction of the NSW Government's Smart and Skilled reform in January 2015. The Department of Industry, Skills and Regional Development publishes this report regularly in line with the NSW Government's commitment to transparency.

The completeness of the report's data and information will improve over time as training providers adjust to new reporting requirements.

When interpreting the report's data care must be taken because:

- There are overlaps between different data sets (e.g. apprenticeship data appears in both the Apprenticeship and Traineeship section, and in the Smart and Skilled section).
- Data may have breaks or adjustments in the time series.
- Some data relates to the year to date (YTD) and previous YTD, but other data may relate to a calendar or financial year.

The Glossary explains terms the report uses and a map of training regions please see the table of contents for its location.

National VET activity data

The National Centre for Vocational Education Research (NCVER) is responsible for collecting, managing, analysing, evaluating and communicating research and statistics about vocational education and training (VET) nationally on behalf of the Commonwealth and state and territory ministers responsible for VET.

VET activity data from NCVER

Enrolments by qualification level

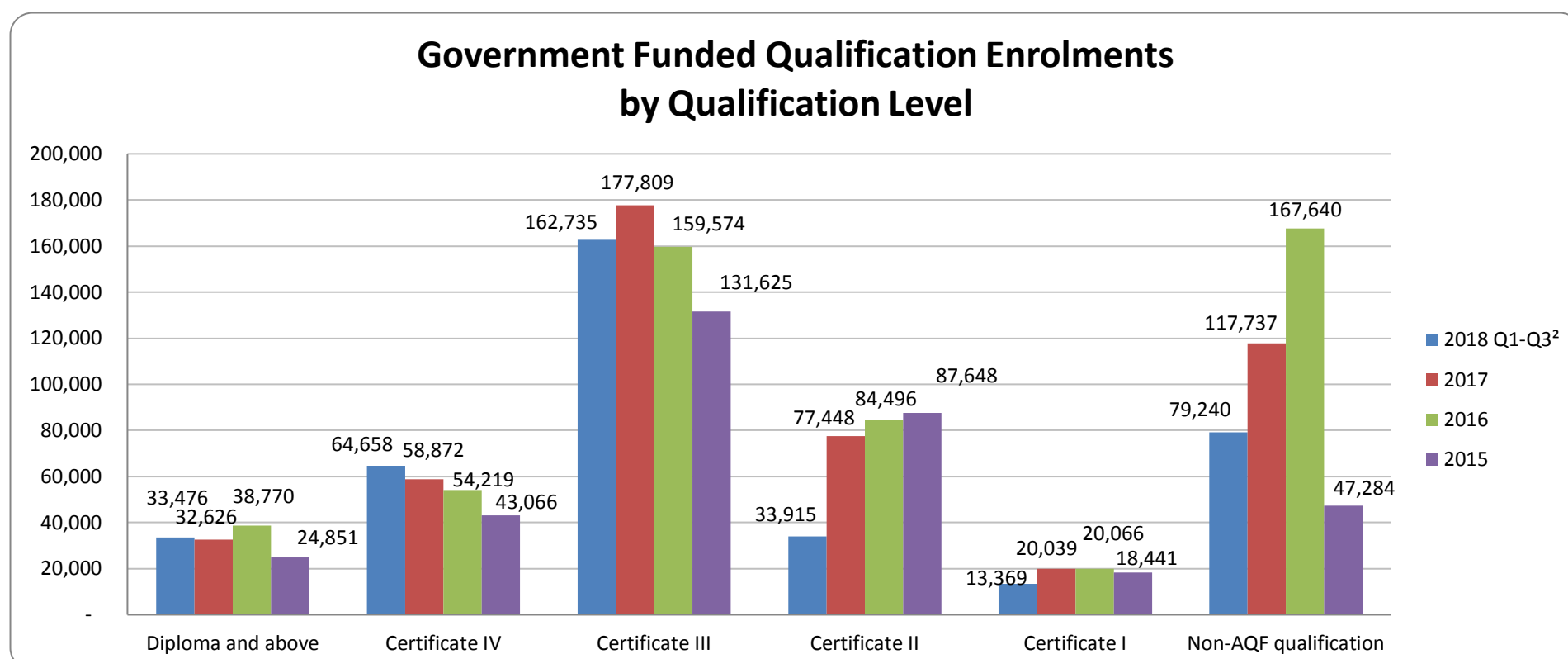
NSW Government-funded enrolments

Table 1 NSW Government-funded enrolments by qualification level¹
For calendar year period
Extracted 30 June 2019
Source: NCVER's VOCStats

Qualification level	2018 Q1-Q3 ²	2017	2016	2015
Diploma and above	33,476	32,626	38,770	24,851
Certificate IV	64,658	58,872	54,219	43,066
Certificate III	162,735	177,809	159,574	131,625
Certificate II	33,915	77,448	84,496	87,648
Certificate I	13,369	20,039	20,066	18,441
Non-AQF qualification	79,240	117,737	167,640	47,284
Total	387,393	484,531	524,765	352,915

¹ Government-funded activity is classified as 'NSW' by the funding body.
² Q1-Q3 refers to Jan to Sep data.

Figure 1 NSW Government-funded enrolments by qualification level¹
For calendar year period
Extracted 30 June 2019
Source: NCVER's VOCStats



Total NSW VET Activity

Total NSW VET activity is an estimate of all accredited VET training activity in NSW in 2014 – it includes government-subsidised training and fee-for-service training. NCVET noted that the publication of this data for the first time in 2015 was affected by incompleteness because 2014 was a transition year.

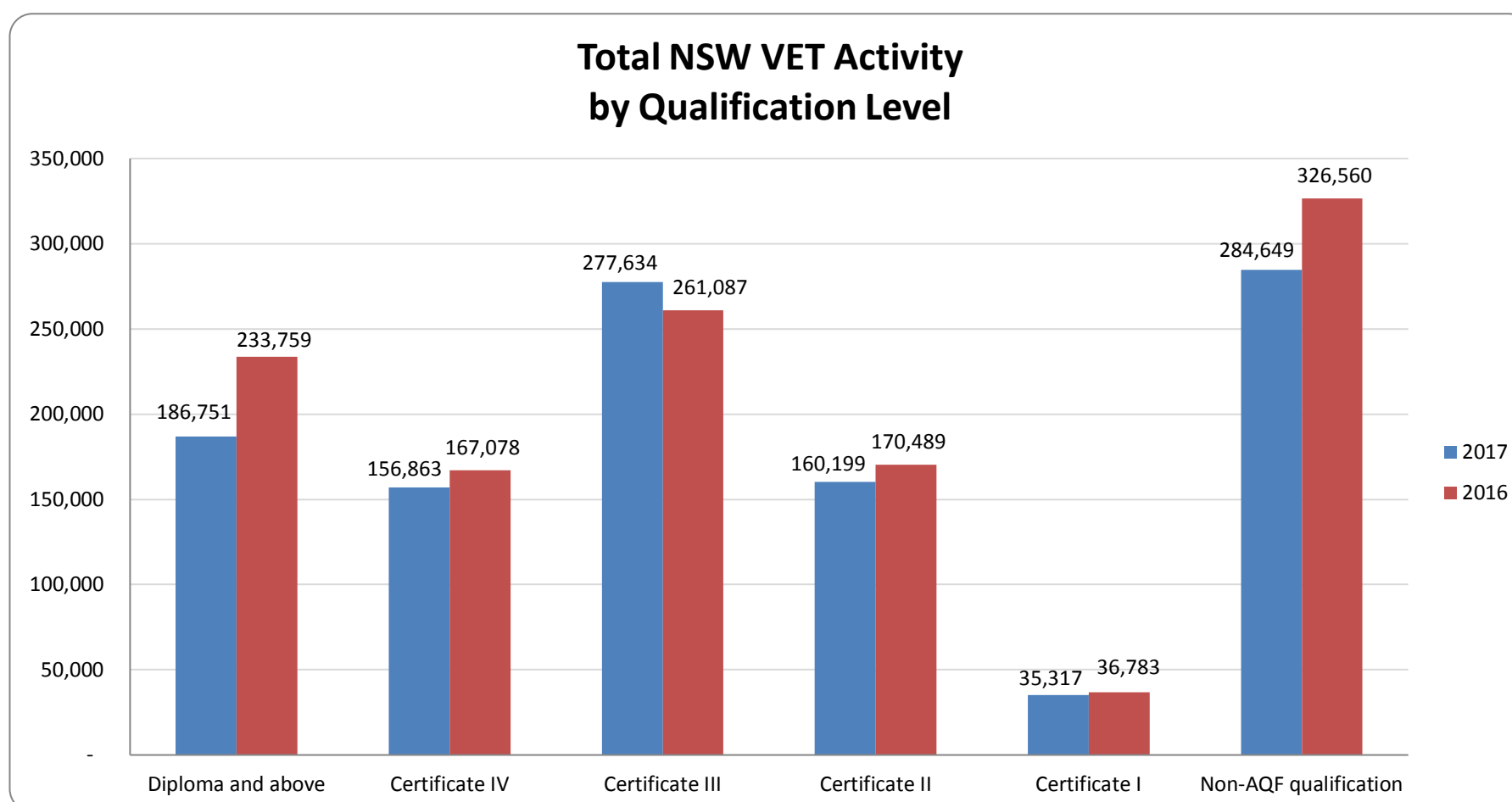
Source: NCVET

Table 2 Total NSW VET activity by qualification level
For Period 2016 and 2017 calendar year
Extracted 30 June 2019
Source: NCVET's VOCStats

Qualification level	2017	2016
Diploma and above	186,751	233,759
Certificate IV	156,863	167,078
Certificate III	277,634	261,087
Certificate II	160,199	170,489
Certificate I	35,317	36,783
Non-AQF qualification	284,649	326,560
Total	1,101,413	1,195,756

1 Total VET activity is classified as 'NSW' by delivery location.

Figure 2 Total NSW VET activity by qualification level
For Period calendar year
Extracted 01 January 2018 to 30 June 2019
Source: NCVET's VOCStats



Performance of NSW VET programs

Aboriginal programs and services

Elsa Dixon Aboriginal Employment Program

The Elsa Dixon Aboriginal Employment Program provides annual funding to organisations to support Aboriginal education, employment and training by:

- subsidising the salary, development and support costs of Aboriginal employees in a public service agency or local council
- funding innovative community projects
- supporting work experience for Aboriginal students in their final year of a degree or post-degree course.

Table 3 NSW Government-sector positions funded by the Elsa Dixon Aboriginal Employment Program by financial year
For Period (01 July 2018 to 30 June 2019)
Extracted 30 June 2019
Source: NSW Department of Industry

Position funded	2018-19 ¹	2017-18
Graduate Position (no longer exists)	-	-
Permanent position	3	2
School-based position	45	51
Temporary position	3	3
Total	51	56

Table 4 Partnerships funded by the Elsa Dixon Aboriginal Employment Program by financial year
For Period (01 July 2018 to 30 June 2019)
Extracted 30 June 2019
Source: NSW Department of Industry

Position funded	2018-19 ¹	2017-18
Partnerships	5	2

¹ The period covered is from 01 July 2018 to 30 June 2019.

Aboriginal programs and services

Aboriginal Enterprise Development Officer Program

The Aboriginal Enterprise Development Officer (AEDO) Program is a free program for Aboriginal people considering starting up their own business or expanding their current business.

Table 5 Outcomes for the Aboriginal Enterprise Development Officer Program by financial year
For Period (01 July 2018 to 30 June 2019)
Extracted 30 June 2019
Source: NSW Department of Industry

	2018-19 ¹	2017-18
AEDO projects funded	8	8
AEDO new businesses established	50	51
Aboriginal employment positions created	76	88

¹ The period covered is from 01 July 2018 to 30 June 2019.

New Careers for Aboriginal People Program

The New Careers for Aboriginal People (NCAP) Program is a free program for Aboriginal people seeking employment and training advisory support services.

Table 6 Outcomes for the New Careers for Aboriginal People Program by financial year
For Period (01 July 2018 to 30 June 2019)
Extracted 30 June 2019
Source: NSW Department of Industry

	2018-19 ¹	2017-18
NCAP projects funded ²	13	12
NCAP employment outcomes ³	641	739
NCAP training outcomes ⁴	871	888

¹ The period covered is from 01 July 2018 to 30 June 2019.

² Refers to not-for-profit, community-owned organisations that deliver the NCAP Program.

³ Number of individuals placed in employment and still in employment after three months.

⁴ Number of individuals who have completed an accredited training course or qualification.

The Way Ahead for Aboriginal People Program

The Way Ahead for Aboriginal People Program provides mentoring services for Aboriginal apprentices and trainees who need additional support in the workplace. Mentors are chosen because of their experience and acceptance within Aboriginal communities.

Source: NSW Department of Industry.

Table 7 Outcomes for The Way Ahead for Aboriginal People Program by financial year
For Period (01 July 2018 to 30 June 2019)
Extracted 30 June 2019
Source: NSW Department of Industry

	2018-19 ¹	2017-18
Apprentices mentored	219	172
Trainees mentored	283	250
School-based apprentices or trainees mentored	134	186
Total	636	608

¹ The period covered is from 01 July 2018 to 30 June 2019.

Adult and Community Education programs

Adult and Community Education (ACE) training providers are not-for-profit, community-owned organisations with a primary focus on adult education. The ACE sector delivers courses relating to leisure, personal and community development, employment skills, preparation for VET and nationally recognised programs of study.

ACE data is collected quarterly and the most recent data available is the period 01 January 2019 to 31 March 2019.

Qualification enrolments by funding source

By commencements, continuing enrolments and completions

Table 8 Commencing, continuing and completed enrolments in qualifications by funding source
For Period (01 January 2019 to 31 March 2019)
Extracted 31 May 2019
Source: NSW Department of Industry's ACE database

Funding source	Commencements	Continuing	Completions
Community service obligation (Smart and Skilled) ¹	594	148	82
Other government funding ² excluding Smart and Skilled ¹	200	273	55
Fee for service ¹	579	117	21
Total	1,373	538	158

¹ Includes part qualifications.

² Includes funding from the NSW Government and the Australian Government.

By number of students

Table 9 Number of students who commenced, continued and/or completed their enrolment in a qualification by funding source
For Period (01 January 2019 to 31 March 2019)
Extracted 31 May 2019
Source: NSW Department of Industry's ACE database

Funding source ¹	Commencements	Continuing	Completions
Community service obligation (Smart and Skilled) ²	499	114	78
Other government funding excluding Smart and Skilled ²	187	253	49
Fee for service ²	572	117	21

¹ As a student may fall into more than one funding group this table does not include totals.

² Includes part qualifications.

Adult and Community Education programs

Subject-only enrolments by funding source

Subject-only enrolments include both accredited and non-accredited vocational training. However, all subjects delivered must be nationally approved with vocational intent (i.e. supporting employment outcomes), with no more than 20 per cent in non-accredited courses.

By commencements, continuing enrolments and completions

Table 10 Commencements, continuing enrolments and completions for subjects-only enrolments by funding source
For Period (01 January 2019 to 31 March 2019)
Extracted 31 May 2019
Source: NSW Department of Industry's ACE database

Funding source	Commencements	Continuing	Completions ¹
Community service obligation (Smart and Skilled)	5,633	5,164	5,227
Other government funding ² excluding Smart and Skilled	1,006	740	974
Fee for service	3,889	117	3,787
Total	10,528	6,021	9,988

¹ Completion is where an enrolled student either:
- achieved competency achieved/passed
- was granted recognition of prior learning
- was deemed to have satisfactorily completed a non-assessable enrolment

² A subset of 'other government-funded activity' is the Tech Savvy Seniors Program which contributes to the NSW Ageing Strategy. In the

By number of students

Table 11 Number of students who commenced, continued and/or completed subject-only enrolments by funding source
For Period (01 January 2019 to 31 March 2019)
Extracted 31 May 2019
Source: NSW Department of Industry's ACE database

Funding source ¹	Commencements	Continuing	Completions ²
Community service obligation (Smart and Skilled)	2,286	1,529	2,170
Other government funding ³ excluding Smart and Skilled	437	356	423
Fee for service	3,142	1,615	3,105

¹ As a student may fall into more than one funding group this table does not include totals.

² Completion is where an enrolled student either:
- achieved competency achieved/passed
- was granted recognition of prior learning
- was deemed to have satisfactorily completed a non-assessable enrolment

³ A subset of 'other government-funded activity' is the Tech Savvy Seniors Program which contributes to the NSW Ageing Strategy. In the reported period, there were 1,933 individual students enrolled in 6,096 subject-only enrolments.

Adult and Community Education programs

Community service obligations (CSO) funded enrolments in qualifications

By region

Table 12 Commencing, continuing and completed community service obligations (CSO) funded enrolments in qualifications by region
For Period (01 January 2019 to 31 March 2019)
Extracted 31 May 2019
Source: NSW Department of Industry's ACE database

Region ¹	Commencements	Continuing	Completions
Capital Region	1	-	-
Central Coast	8	2	-
Central West	33	1	2
Coffs Harbour–Grafton	43	-	-
Far West and Orana	63	5	7
Hunter Valley excluding Newcastle	-	-	-
Illawarra	-	-	-
Mid North Coast	10	21	1
Murray	4	-	2
New England and North West	74	-	-
Newcastle and Lake Macquarie	12	25	-
Richmond–Tweed	27	3	-
Riverina	130	87	68
Southern Highlands and Shoalhaven	1	-	1
Sydney	188	4	1
Unknown ²	-	-	-
Total	594	148	82

¹ For the area a region covers see Figure 10 on page 39.

² The postcode of a student's home address was not recorded.

By disadvantaged student group

Table 13 Commencing, continuing and completed CSO-funded enrolments in qualifications by disadvantaged student group
For Period (01 January 2019 to 31 March 2019)
Extracted 31 May 2019
Source: NSW Department of Industry's ACE database

Disadvantaged student group ¹	Commencements	Continuing	Completions
Aboriginal or Torres Strait Islanders	96	36	13
Students with disabilities	233	99	21
Students living in a regional area	91	33	6
Students living in a remote area	339	122	75

¹ As a student may fall into more than one group this table does not include totals.

Adult and Community Education programs

Community service obligations (CSO) funded students doing qualifications

By region

Table 14 Number of CSO-funded students who commenced, continued and/or completed qualifications by region
For Period (01 January 2019 to 31 March 2019)
Extracted 31 May 2019
Source: NSW Department of Industry's ACE database

Region ¹	Commencements	Continuing	Completions
Capital Region	1	-	-
Central Coast	8	2	-
Central West	22	1	2
Coffs Harbour–Grafton	41	-	-
Far West and Orana	53	5	7
Hunter Valley excluding Newcastle	-	-	-
Illawarra	-	-	-
Mid North Coast	10	21	1
Murray	3	-	2
New England and North West	74	-	-
Newcastle and Lake Macquarie	12	24	-
Richmond–Tweed	27	3	-
Riverina	87	54	64
Southern Highlands and Shoalhaven	1	-	1
Sydney	160	4	1
Unknown ²	-	-	-
Total	499	114	78

¹ For the area a region covers see Figure 10 on page 39.

² The postcode of a student's home address was not recorded.

By disadvantaged student group

Table 15 Number of CSO-funded students who commenced, continued and/or completed qualifications by disadvantaged student group
For Period (01 January 2019 to 31 March 2019)
Extracted 31 May 2019
Source: NSW Department of Industry's ACE database

Disadvantaged student group ¹	Commencements	Continuing	Completions
Aboriginal or Torres Strait Islanders	75	27	11
Students with disabilities	172	88	20
Students living in a regional area	90	31	6
Students living in a remote area	273	90	71

¹ As a student may fall into more than one group this table does not include totals.

Adult and Community Education programs

Community service obligations (CSO) funded subject-only enrolments

By region

Table 16 Commencing, continuing and completed CSO-funded enrolments for subjects only by region
For Period (01 January 2019 to 31 March 2019)
Extracted 31 May 2019
Source: NSW Department of Industry's ACE database

Region ¹	Commencements	Continuing	Completions
Capital Region	210	209	195
Central Coast	677	172	602
Central West	623	16	602
Coffs Harbour–Grafton	520	371	501
Far West and Orana	60	13	58
Hunter Valley excluding Newcastle	–	–	–
Illawarra	168	310	156
Mid North Coast	750	502	704
Murray	145	76	130
New England and North West	506	419	488
Newcastle and Lake Macquarie	115	154	105
Richmond–Tweed	806	715	743
Riverina	134	122	114
Southern Highlands and Shoalhaven	180	146	145
Sydney	739	1,939	684
Unknown ²	–	–	–
Total	5,633	5,164	5,227

¹ For the area a region covers see Figure 10 on page 39.

² The postcode of a student's home address was not recorded.

By disadvantaged student group

Table 17 Number of CSO-funded students who commenced, continued and/or completed enrolments in subjects only by disadvantaged student group
For Period (01 January 2019 to 31 March 2019)
Extracted 31 May 2019
Source: NSW Department of Industry's ACE database

Disadvantaged student group ¹	Commencements	Continuing	Completions
Aboriginal or Torres Strait Islanders	1,230	990	1,103
Students with disabilities	1,642	1,177	1,467
Students living in a regional area	2,192	1,627	2,020
Students living in a remote area	2,451	1,396	2,304

¹ As a student may fall into more than one group this table does not include totals.

Adult and Community Education programs

Community service obligations (CSO) funded students doing subjects only

By region

Table 18 Number of CSO-funded students who commenced, continued and/or completed enrolments in subjects only by region
For Period (01 January 2019 to 31 March 2019)
Extracted 31 May 2019
Source: NSW Department of Industry's ACE database

Region ¹	Commencements	Continuing	Completions
Capital Region	95	32	94
Central Coast	191	86	176
Central West	349	10	348
Coffs Harbour–Grafton	209	106	200
Far West and Orana	46	9	45
Hunter Valley excluding Newcastle	–	–	–
Illawarra	61	95	56
Mid North Coast	262	212	243
Murray	37	19	33
New England and North West	256	124	250
Newcastle and Lake Macquarie	42	57	40
Richmond–Tweed	347	195	328
Riverina	66	43	62
Southern Highlands and Shoalhaven	50	44	40
Sydney	275	497	255
Unknown ²	–	–	–
Total	2,286	1,529	2,170

¹ For the area a region covers see Figure 10 on page 39.

² The postcode of a student's home address was not recorded.

By disadvantaged student group

Table 19 Number of CSO-funded students who commenced, continued and/or completed enrolments in subjects only by disadvantaged student group
For Period (01 January 2019 to 31 March 2019)
Extracted 31 May 2019
Source: NSW Department of Industry's ACE database

Disadvantaged student group ¹	Commencements	Continuing	Completions
Aboriginal or Torres Strait Islanders	429	285	392
Students with disabilities	621	452	574
Students living in a regional area	827	532	785
Students living in a remote area	1,102	436	1,061

¹ As a student may fall into more than one group this table does not include totals.

Apprenticeships and traineeships

Training contract approvals for apprenticeships and traineeships

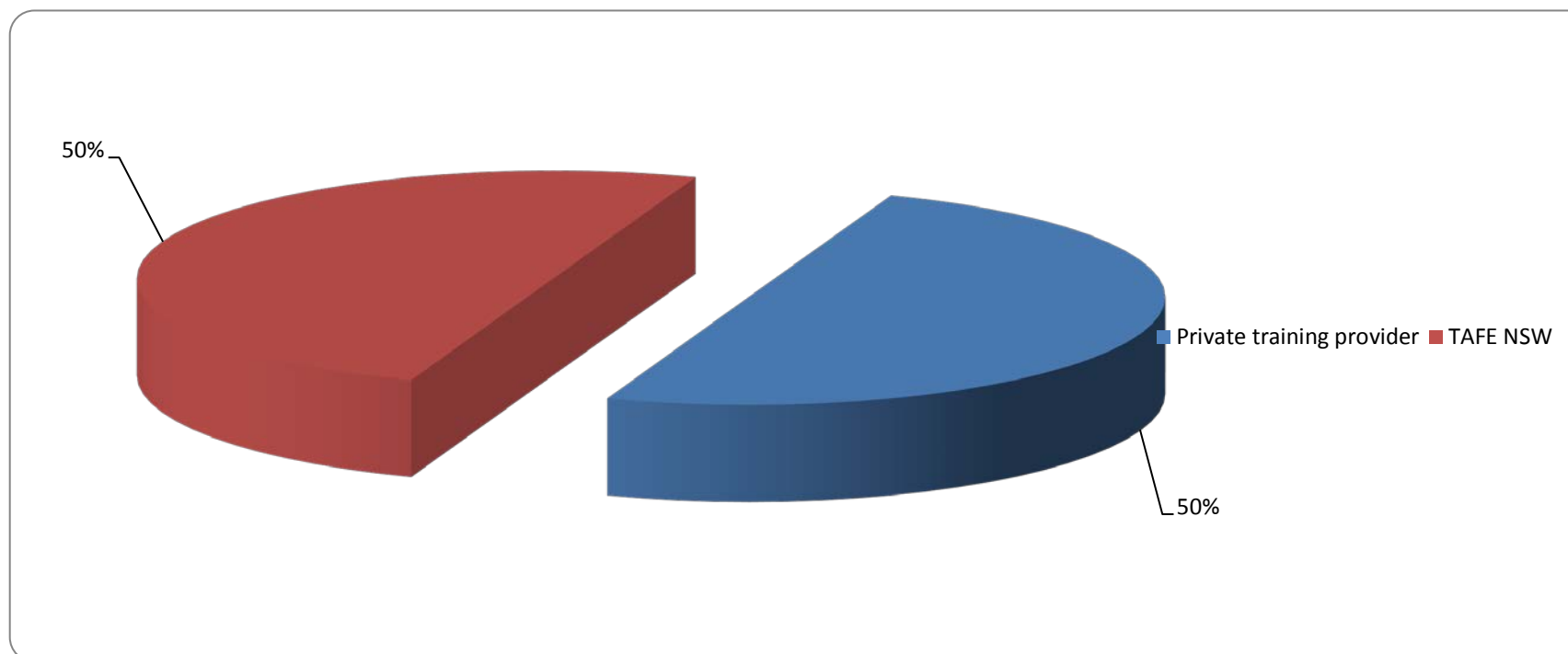
By training provider type

Table 20 Training contract approvals by training provider type
 For Period YTD: 01 January to 30 June 2019; previous YTD: 01 January to 30 June 2018; and 2018 calendar year
 Extracted 01 July 2019
 Source: The NSW Department of Industry's Integrated Vocational Education and Training System (IVETS).

Training provider type	YTD	Previous YTD	Previous CY
Private training provider	13,397	13,021	24,321
TAFE NSW	13,415	14,502	21,923
Unknown ¹	-	-	-
Total	26,812	27,523	46,244

¹ Interstate public training providers who have training contracts with NSW-based apprentices.

Figure 3 Training contract approval by training provider type (YTD: 01 January to 30 June 2019)
 For Period YTD: 01 January to 30 June 2019; previous YTD: 01 January to 30 June 2018; and 2018 calendar year
 Extracted 01 July 2019
 Source: The NSW Department of Industry's Integrated Vocational Education and Training System (IVETS).



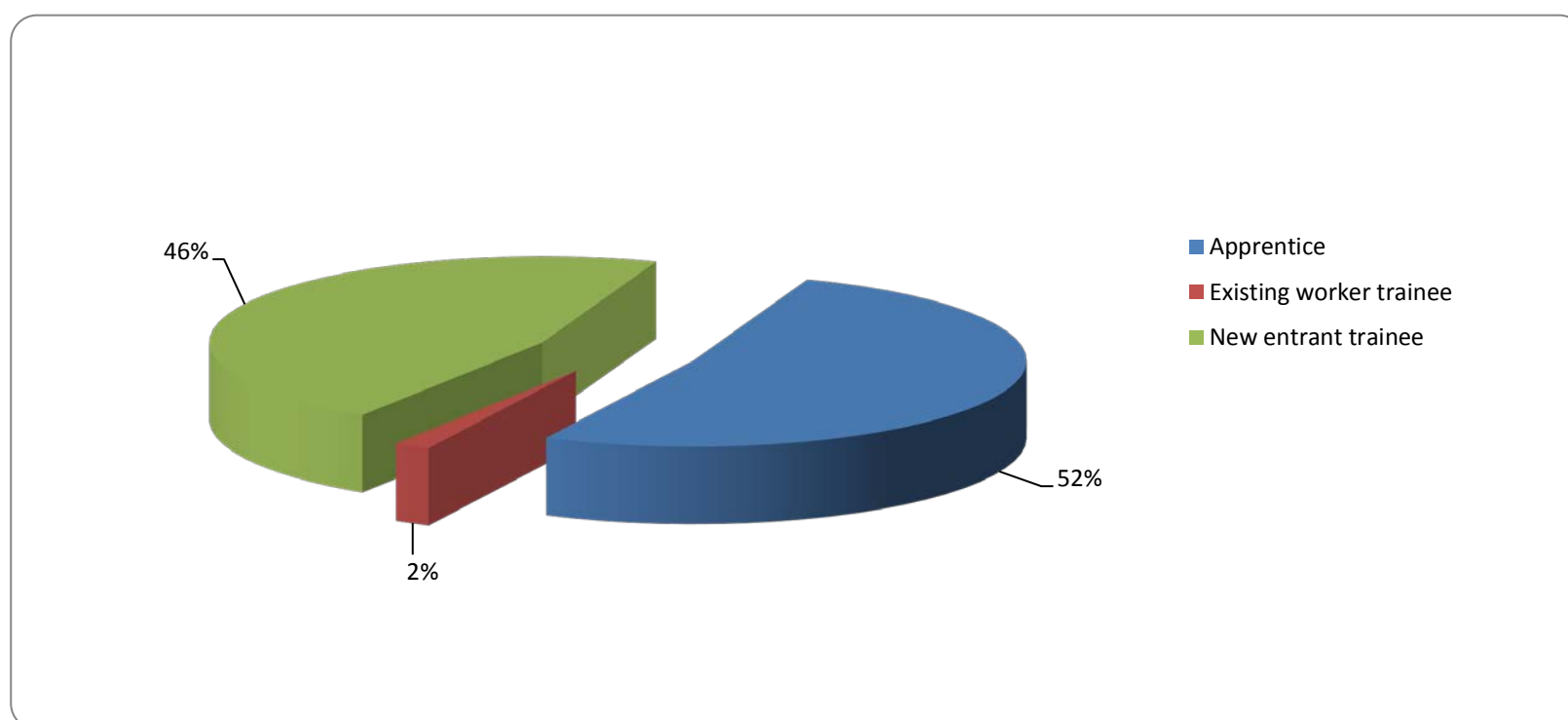
Apprenticeships and traineeships

By student type

Table 21 Training contract approvals by student type
For Period YTD: 01 January to 30 June 2019; previous YTD: 01 January to 30 June 2018; and 2018 calendar year
Extracted 01 July 2019
Source: The NSW Department of Industry's Integrated Vocational Education and Training System (IVETS).

Student type	YTD	Previous YTD	Previous CY
Apprentice	13,870	14,409	22,277
Existing worker trainee	480	515	863
New entrant trainee	12,462	12,599	23,104
Total	26,812	27,523	46,244

Figure 4 Training contract approvals by student type
For Period YTD: 01 January to 30 June 2019
Extracted 01 July 2019
Source: The NSW Department of Industry's Integrated Vocational Education and Training System (IVETS).



By disadvantaged student group

Table 22 Training contract approvals by disadvantaged student group
For Period YTD: 01 January to 30 June 2019; previous YTD: 01 January to 30 June 2018; and 2018 calendar year
Extracted 01 July 2019
Source: The NSW Department of Industry's Integrated Vocational Education and Training System (IVETS).

Disadvantaged student group ¹	YTD	Previous YTD	Previous CY
Aboriginal or Torres Strait Islanders	1,998	2,050	3,334
Students with disabilities	774	775	1,330
Students living in a regional area	5,512	5,657	9,297
Students living in a remote area	5,986	6,080	9,879
Women in non-traditional trades	526	472	765

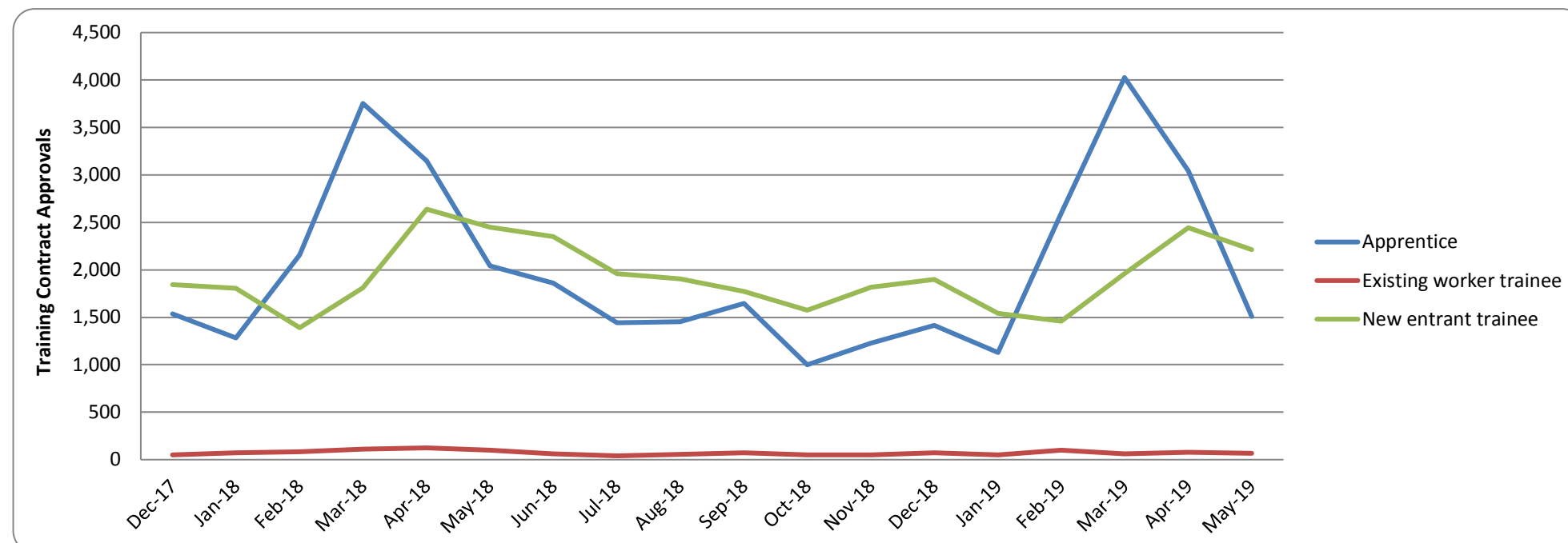
¹ As a student may fall into more than one group this table does not include totals. Also, data is not collected about individuals on a training contract who hold a humanitarian visa or are long-term unemployed.

Apprenticeships and traineeships

By month (for previous 18 months)

Figure 5 Training contract approvals by month
For Period previous 18 months
Extracted 01 July 2019

Source: The NSW Department of Industry's Integrated Vocational Education and Training System (IVETS).



By region

Table 23 Training contract approvals by region
For Period YTD: 01 January to 30 June 2019; previous YTD: 01 January to 30 June 2018; and 2018 calendar year
Extracted 01 July 2019
Source: The NSW Department of Industry's Integrated Vocational Education and Training System (IVETS).

Region ¹	YTD	Approvals as % of a region's population (YTD)	Previous YTD	Previous CY
Capital Region	944	0.45%	924	1,473
Central Coast	1,110	0.36%	1,106	1,771
Central West	989	0.50%	961	1,511
Coffs Harbour–Grafton	533	0.41%	487	789
Far West and Orana	532	0.47%	586	923
Hunter Valley excluding Newcastle	1,360	0.56%	1,237	2,052
Illawarra	1,010	0.37%	1,268	2,015
Mid North Coast	837	0.42%	784	1,312
Murray	520	0.47%	502	829
New England and North West	829	0.47%	888	1,537
Newcastle and Lake Macquarie	1,806	0.53%	1,726	2,906
Richmond–Tweed	668	0.29%	759	1,276
Riverina	939	0.63%	1,002	1,646
Southern Highlands and Shoalhaven	516	0.38%	611	973
Sydney	13,614	0.31%	14,287	24,347
Unknown ²	605	N/A	395	884
Total	26,812	0.37%	27,523	46,244

¹ For the area a region covers see Figure 10 on page 39.

² Not enough data to map training location to a NSW region.

Apprenticeships and traineeships

Top five Apprenticeships and Traineeships by training contract approvals

Top five Apprenticeships for year to date

Table 24 Top five apprenticeship by qualification
For Period YTD: 01 January to 30 June 2019
Extracted 01 July 2019
Source: The NSW Department of Industry's Integrated Vocational Education and Training System (IVETS).

Apprenticeship qualification	YTD
Electrotechnology - Electrician Certificate III	2,207
Carpentry Certificate III	1,761
Plumbing Certificate III	1,082
Automotive - Light Vehicle Mechanical Technology Certificate III	885
Engineering - Fabrication Trade Certificate III	648

Top five Apprenticeships for previous year to date

Table 25 Top five apprenticeship by qualification
For Period previous YTD: 01 January to 30 June 2018
Extracted 01 July 2019
Source: The NSW Department of Industry's Integrated Vocational Education and Training System (IVETS).

Apprenticeship qualification	Previous YTD
Electrotechnology - Electrician Certificate III	2,266
Carpentry Certificate III	2,082
Plumbing Certificate III	1,261
Automotive - Light Vehicle Mechanical Technology Certificate III	943
Engineering - Fabrication Trade Certificate III	602

Top five Traineeships for year to date

Table 26 Top five traineeships by qualification
For Period YTD: 01 January to 30 June 2019
Extracted 01 July 2019
Source: The NSW Department of Industry's Integrated Vocational Education and Training System (IVETS).

Traineeship qualification	YTD
Community Services - Early Childhood Education and Care Certificate III	1,652
Retail Certificate III	1,339
Transport and Logistics - Driving Operations Certificate III	682
Business Services - Customer Engagement Certificate III	630
Transport and Logistics - Warehousing Operations Certificate III	537

Apprenticeships and traineeships

Top five traineeships for previous year to date

Table 27 Top five traineeships by qualification (previous YTD: 01 January to 30 June 2018)
For Period previous YTD: 01 January to 30 June 2018

Extracted 01 July 2019

Source: The NSW Department of Industry's Integrated Vocational Education and Training System (IVETS).

Traineeship qualification	Previous YTD
Community Services - Early Childhood Education and Care Certificate III	1,524
Retail Certificate III	1,152
Business Services - Customer Engagement Certificate III	695
Transport and Logistics - Driving Operations Certificate III	637
Hospitality Certificate III	583

Apprentices and trainees in training

Table 28 Number of apprentices and trainees in training
As at 01 July 2019

Extracted 01 July 2019

Source: The NSW Department of Industry's Integrated Vocational Education and Training System (IVETS).

Student type	Number
Apprentices	60,526
Existing worker trainees	1,452
New entrant trainees	29,423
Total	91,401

Training contract completion rates for Apprenticeships and Traineeships

Table 29 Contract completion rates for apprenticeships and traineeships
For Period calendar years 2018

Extracted 01 July 2019

Source: The NSW Department of Industry's Integrated Vocational Education and Training System (IVETS).

Contract type	2018 (%)	2017 (%)
Apprenticeship	58.9%	58.9%
Traineeship	61.1%	61.9%
Total	60.2%	60.7%

Apprenticeships and traineeships

Bert Evans Apprentice Scholarships

The Bert Evans Apprentice Scholarships assist apprentices in NSW who have demonstrated:

- hardship in their personal circumstances
- an aptitude for VET that will lead them to complete their trade training successfully
- a positive attitude and application in the workplace and in off-the-job training.

Source: NSW Department of Industry

Table 30 Number of students receiving a Bert Evans Scholarship
For Period calendar years 2018
Extracted 01 July 2019
Source: NSW Department of Industry

	2018	2017	2016
Scholarships awarded	85	75	72

Smart and Skilled Program

NSW Government's initiative to create a successful contestable VET market in NSW, achieve the goals of VET reform and the skill priorities of NSW. Smart and Skilled delivers subsidised training under+A703 two broad categories known as 'program streams'— these are Entitlement and Targeted Priorities.

The Entitlement program stream encourages individuals to gain a post-school qualification at the Certificate I, II or III level and also includes apprenticeships and traineeships (which may be at the Certificate IV, Diploma or Advanced Diploma level). The Targeted Priorities program stream encourages individuals to gain a post-school qualification at the Certificate IV, Diploma or Advanced Diploma level.

Each program stream contains several 'programs'. The Entitlement program stream contains the:

- Entitlement Foundation Skills Program
- Entitlement Full Qualifications Program
- Entitlement Apprenticeships and Traineeships Program.

The Targeted Priorities program stream contains the:

- Targeted Priorities Full Qualifications Program
- Targeted Priorities Prevocational and Part Qualification Program.

A student may participate in more than one Smart and Skilled program, training provider or region.

Smart and Skilled commenced on 1 January 2015. Please consider this when comparing 2015 YTD and 2016 YTD data.

Enrolments

By Smart and Skilled program

Table 31 Commencing, continuing and completed enrolments by Smart and Skilled program
For Period YTD: 01 January to 30 June 2019; previous YTD: 01 January to 30 June 2018; and 2018 calendar year
Extracted 01 October 2019

Source: The NSW Department of Industry's Integrated Vocational Education and Training System (IVETS).

Smart and Skilled program	Commencements	Continuing	Completions
Entitlement – Apprenticeships	16,186	26,849	2,640
Entitlement – Traineeships	10,128	7,367	4,745
Entitlement Foundation Skills	10,752	449	4,176
Entitlement Full Qualifications	42,374	10,858	13,489
Other (Full Qualifications) ¹	-	-	-
Targeted Priorities (TP) Full Qualifications	5,896	4,997	2,838
TP Prevocational and Part Qualifications –Pre-apprenticeship ²	688	1	-
TP Prevocational and Part Qualifications –Pre-traineeship ³	1,229	24	-
TP Prevocational and Part Qualifications – Prevocational ³	2,383	31	-
TP Prevocational and Part Qualifications – Targeted Skills ⁴	16,235	557	161
Total	105,871	51,133	28,049

¹The training falls under an existing Smart and Skilled program but could not be processed with the standard method.

²Part qualifications that assist individuals to gain an apprenticeship or traineeship.

³Part or full qualifications that assist individuals to gain employment or enrol in further education.

⁴Part qualifications for priority groups and industries to assist individuals to upgrade their training and/or learn new skills for employment.

Smart and Skilled Program

By disadvantaged student group

Table 32 Commencing, continuing and completed enrolments by disadvantaged student group
For Period YTD: 01 January to 30 June 2019
Extracted 01 October 2019

Source: The NSW Department of Industry's Integrated Vocational Education and Training System (IVETS).

Disadvantaged student group ¹	Commencements	Continuing	Completions
Aboriginal or Torres Strait Islanders	11,748	4,095	1,953
Students with disabilities	9,814	2,329	2,623
Humanitarian visa holders	2,197	200	781
Long-term unemployed	4,617	954	1,171
Students living in a regional area	23,491	10,785	5,764
Students living in a remote area	9,212	3,718	1,731

¹ As a student may fall into more than one group this table does not include totals.

By region

Table 33 Commencing, continuing and completed enrolments by region
For Period YTD: 01 January to 30 June 2019
Extracted 01 October 2019

Source: The NSW Department of Industry's Integrated Vocational Education and Training System (IVETS).

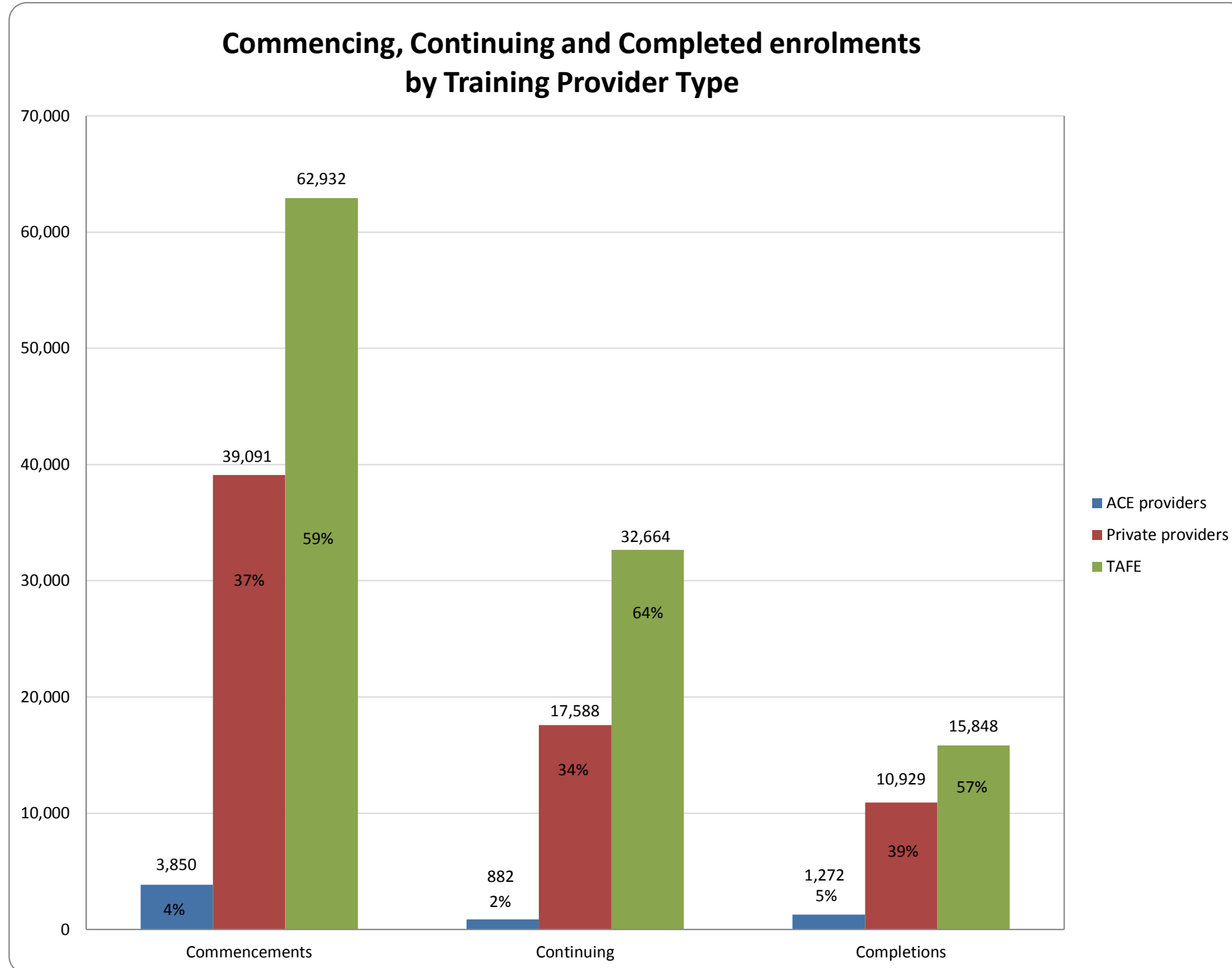
Region ¹	Commencements	Continuing	Completions
Capital Region	2,190	830	411
Central Coast	4,068	1,925	1,368
Central West	5,009	1,685	821
Coffs Harbour–Grafton	2,498	1,171	657
Far West and Orana	3,435	1,078	438
Hunter Valley excluding Newcastle	4,191	2,303	1,182
Illawarra	4,517	2,428	1,245
Mid North Coast	4,570	1,886	983
Murray	1,114	524	277
New England and North West	4,602	1,633	924
Newcastle and Lake Macquarie	6,988	3,493	1,989
Richmond–Tweed	3,650	1,595	1,089
Riverina	3,128	1,710	618
Southern Highlands and Shoalhaven	1,791	862	404
Sydney	54,012	27,793	15,635
Total	105,763	50,916	28,041

¹For the area a region covers see Figure 10 on page 39.

Smart and Skilled Program

By training provider type

Figure 4 Commencing, continuing and completed enrolments by training provider type
 For Period YTD: 01 January to 30 June 2019
 Extracted 01 October 2019
 Source: The NSW Department of Industry's Integrated Vocational Education and Training System (IVETS).



Smart and Skilled Program

Students

A student may participate in more than one Smart and Skilled program, training provider or region.

By Smart and Skilled program

Table 34 Number of students who commenced, continued and/or completed a qualification or accredited course under a Smart and Skilled program
For Period YTD: 01 January to 30 June 2019
Extracted 01 October 2019
Source: The NSW Department of Industry's Integrated Vocational Education and Training System (IVETS).

Smart and Skilled program	Commencements	Continuing	Completions
Entitlement – Apprenticeships	16,099	26,668	2,640
Entitlement – Traineeships	10,081	7,347	4,744
Entitlement Foundation Skills	10,230	449	4,104
Entitlement Full Qualifications	41,087	10,805	13,396
Other (Full Qualifications) ¹	-	-	-
Targeted Priorities (TP) Full Qualifications	5,679	4,852	2,812
TP Prevocational and Part Qualifications – Part Qualifications Pre-apprenticeship ²	687	1	-
TP Prevocational and Part Qualifications – Part Qualifications Pre-traineeship ²	1,214	24	-
TP Prevocational and Part Qualifications – Part Qualifications Prevocational ³	2,366	31	-
TP Prevocational and Part Qualifications – Targeted Skills ⁴	14,940	556	161
Overall unique student number⁵	88,876	58,907	13,891

¹The training falls under an existing Smart and Skilled program but could not be processed with the standard method.

²Part qualifications that assist individuals to gain an apprenticeship or traineeship.

³Part or full qualifications that assist individuals to gain employment or enrol in further education.

⁴Part qualifications for priority groups and industries to assist individuals to upgrade their training and/or learn new skills for employment.

⁵The overall unique student number is not a total.

By region

Table 35 Number of students who commenced, continued and/or completed a qualification or accredited course under a Smart and Skilled program by region
For Period YTD: 01 January to 30 June 2019
Extracted 01 October 2019
Source: The NSW Department of Industry's Integrated Vocational Education and Training System (IVETS).

Region ¹	Commencements	Commencements as % of a region's population	Continuing	Completions
Capital Region	2,093	1.01%	825	410
Central Coast	3,940	1.26%	1,913	1,363
Central West	4,530	2.30%	1,668	791
Coffs Harbour–Grafton	2,295	1.76%	1,163	652
Far West and Orana	3,037	2.67%	1,069	428
Hunter Valley excluding Newcastle	4,004	1.65%	2,299	1,175
Illawarra	4,372	1.58%	2,419	1,232
Mid North Coast	4,309	2.14%	1,859	963
Murray	1,080	0.98%	520	277
New England and North West	4,148	2.35%	1,619	890

Smart and Skilled Program

Table 35 Number of students who commenced, continued and/or completed a qualification or accredited course under a Smart and Skilled program by region (Cont.)

For Period YTD: 01 January to 30 June 2019

Extracted 01 October 2019

Source: The NSW Department of Industry's Integrated Vocational Education and Training System (IVETS).

Region ¹	Commencements	Commencements as % of a region's population	Continuing	Completions
Newcastle and Lake Macquarie	6,709	1.96%	3,474	1,974
Richmond–Tweed	3,294	1.45%	1,583	1,063
Riverina	2,983	1.99%	1,704	617
Southern Highlands and Shoalhaven	1,690	1.23%	858	400
Sydney	51,636	1.18%	27,470	15,498

¹For the area a region covers see Figure 10 on page 39.

²The overall unique student number is not the same as a total.

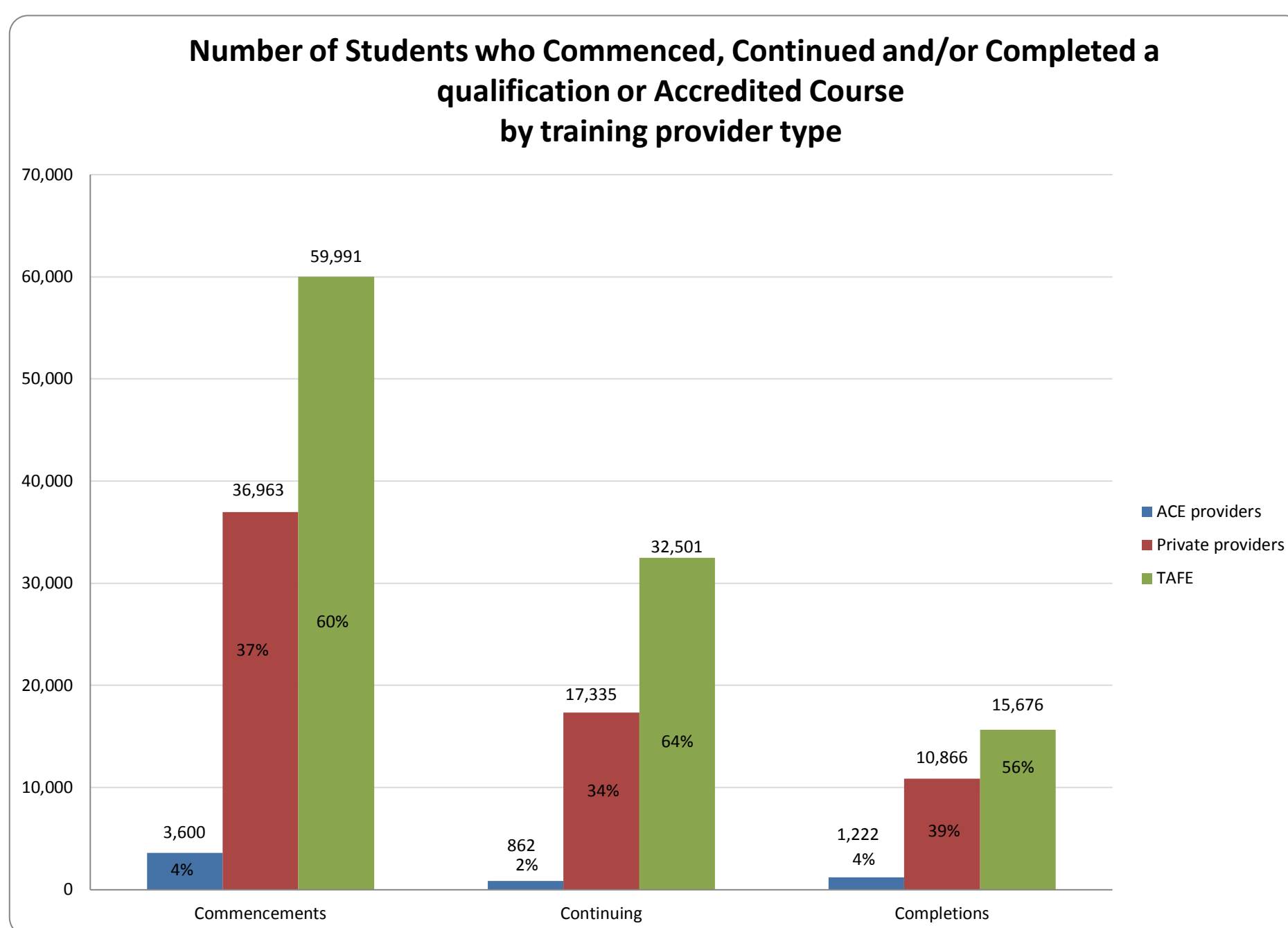
By training provider type

Figure 5 Number of students who commenced, continued and/or completed a qualification or accredited course by training provider type

For Period YTD: 01 January to 30 June 2019

Extracted 01 October 2019

Source: The NSW Department of Industry's Integrated Vocational Education and Training System (IVETS).



Smart and Skilled Program

Smart and Skilled training providers

A 'Smart and Skilled training provider' means a registered training organisation the NSW Department of Industry that has contracted to offer government-subsidised training under Smart and Skilled.

By Smart and Skilled programs with regional approvals

Table 36 Number of Smart and Skilled training providers with regional training delivery approvals by Smart and Skilled program
As at 01 October 2019
Extracted 01 October 2019
Source: The NSW Department of Industry's Integrated Vocational Education and Training System (IVETS).

Region ¹	No. of approved training providers	
	Entitlement Full Qualifications Program	Targeted Priorities Full Qualification Program
Capital Region	27	26
Central Coast	49	32
Central West	31	26
Coffs Harbour–Grafton	21	17
Far West and Orana	31	13
Hunter Valley excluding Newcastle	46	29
Illawarra	50	37
Mid North Coast	30	30
Murray	13	12
New England and North West	30	30
Newcastle and Lake Macquarie	62	42
Richmond–Tweed	32	26
Riverina	31	29
Southern Highlands and Shoalhaven	31	26
Sydney	182	202

¹For the area a region covers see Figure 10 on page 39.

By Smart and Skilled programs with state wide approvals

Table 37 Number of Smart and Skilled training providers with state wide training delivery approvals by Smart and Skilled program
As at 01 October 2019
Extracted 01 October 2019
Source: The NSW Department of Industry's Integrated Vocational Education and Training System (IVETS).

Smart and Skilled program	Training providers
Entitlement Apprenticeships and Traineeships	324
Entitlement Foundation Skills	44

Smart and Skilled Program

Top 10 qualifications

By commencements

Table 38 Top 10 qualifications by commencements

For Period YTD: 01 January to 30 June 2019

Extracted 01 October 2019

Source: The NSW Department of Industry's Integrated Vocational Education and Training System (IVETS).

Qualification	Commencements
Certificate III in Individual Support	5,694
Certificate III in Early Childhood Education and Care	4,974
Certificate III in Business Administration	3,287
Certificate III in Carpentry	2,643
Certificate III in Electrotechnology Electrician	2,605
Certificate III in Retail	1,878
Certificate III in Hospitality	1,703
Certificate III in Education Support	1,434
Certificate III in Community Services	1,397
Certificate II in Animal Studies	1,361

By continuing enrolments

Table 39 Top 10 qualifications by continuing enrolments

For Period YTD: 01 January to 30 June 2019

Extracted 01 October 2019

Source: The NSW Department of Industry's Integrated Vocational Education and Training System (IVETS).

Qualification	Continuing
Certificate III in Electrotechnology Electrician	5,911
Certificate III in Carpentry	4,162
Certificate III in Plumbing	2,490
Certificate III in Light Vehicle Mechanical Technology	1,924
Certificate III in Early Childhood Education and Care	1,631
Certificate III in Engineering - Fabrication Trade	1,296
Certificate III in Individual Support	1,281
Certificate III in Air-conditioning and Refrigeration	1,183
Diploma of Early Childhood Education and Care	1,031
Certificate III in Warehousing Operations	1,004

By completions

Table 40 Top 10 qualifications by completions

For Period YTD: 01 January to 30 June 2019

Extracted 01 October 2019

Source: The NSW Department of Industry's Integrated Vocational Education and Training System (IVETS).

Qualification	Completions
Certificate III in Individual Support	1,891
Certificate III in Early Childhood Education and Care	1,760
Certificate III in Business Administration	1,194
Certificate I in Information, Digital Media and Technology	699
Certificate III in Retail	681
Certificate III in Hospitality	654
Certificate III in Business	507
Certificate III in Warehousing Operations	487
Certificate III in Carpentry	450
Certificate II in Animal Studies	442

¹ This qualification (code BSB30415) supersedes and is equivalent to the Certificate III in Business (code BSB30412).

Smart and Skilled Program

Fee-Free Scholarships

Fee-Free Scholarships are part of the NSW Government's commitment under the Reskilling NSW strategy. The strategy provides \$48 million over four years for 200,000 Smart and Skilled concession-eligible 15 to 30 year olds. Fee-Free Scholarships are available to eligible students who undertake study with an approved Smart and Skilled training provider for a qualification from certificate level I to IV that is on the NSW Skills List, with priority giving to eligible social housing residents. Fee-Free Scholarships have been available since 1 July 2015.

By region and training provider type

Table 41 Number of Fee-Free Scholarships by region and training provider type
For Period 01 July 2015 to 30 June 2019
Extracted 01 July 2019

Source: The NSW Department of Industry's Integrated Vocational Education and Training System (IVETS).

Region ¹	Fee-Free Scholarships	Training provider type	
		TAFE NSW	Private training provider
Capital Region	1,635	990	645
Central Coast	4,098	2,448	1,650
Central West	2,813	2,182	631
Coffs Harbour–Grafton	3,106	2,672	434
Far West and Orana	915	685	230
Hunter Valley excluding Newcastle	3,080	1,879	1,201
Illawarra	4,146	2,210	1,936
Mid North Coast	4,818	3,889	929
Murray	906	569	337
New England and North West	2,208	1,838	370
Newcastle and Lake Macquarie	5,998	3,983	2,015
Richmond–Tweed	4,316	3,580	736
Riverina	1,969	1,252	717
Southern Highlands and Shoalhaven	1,461	680	781
Sydney	34,245	25,595	8,650
Total	75,714	54,452	21,262

¹For the area a region covers see Figure 10 on page 39.

By region and selected student characteristics

Table 42 Number of Fee-Free Scholarships by region and selected student characteristics
For Period 01 July 2015 to 30 June 2019
Extracted 01 July 2019

Source: The NSW Department of Industry's Integrated Vocational Education and Training System (IVETS).

Region ¹	Male	Female	Living in social housing	Holding a humanitarian visa
Capital Region	537	1,097	114	1
Central Coast	1,277	2,819	264	2
Central West	879	1,932	176	4
Coffs Harbour–Grafton	1,145	1,960	106	53
Far West and Orana	356	559	33	1
Hunter Valley excluding Newcastle	1,009	2,071	197	3
Illawarra	1,646	2,499	490	42
Mid North Coast	1,671	3,144	137	-
Murray	319	587	92	21
New England and North West	668	1,538	118	2
Newcastle and Lake Macquarie	2,489	3,507	473	25
Richmond–Tweed	1,686	2,624	109	2
Riverina	633	1,336	173	7
Southern Highlands and Shoalhaven	570	890	155	-
Sydney	11,157	23,073	2,608	1,021
Total	26,042	49,636	5,245	1,184

¹For the area a region covers see Figure 10 on page 39.

Smart and Skilled Program

Table 43 Number of Fee-Free Scholarships by region and age cohort
For Period 01 July 2015 to 30 June 2019
Extracted 01 October 2019

Source: The NSW Department of Industry's Integrated Vocational Education and Training System (IVETS).

Region ¹	15–19 years	20–24 years	25–30 years
Capital Region	648	545	434
Central Coast	1,615	1,327	1,034
Central West	949	965	884
Coffs Harbour–Grafton	1,234	1,021	828
Far West and Orana	319	336	256
Hunter Valley excluding Newcastle	1,273	1,051	735
Illawarra	1,507	1,576	1,040
Mid North Coast	1,922	1,542	1,311
Murray	364	318	223
New England and North West	802	763	628
Newcastle and Lake Macquarie	2,302	2,156	1,479
Richmond–Tweed	1,721	1,426	1,134
Riverina	632	697	631
Southern Highlands and Shoalhaven	546	519	373
Sydney	10,591	12,088	11,212
Total	26,425	26,330	22,202

¹For the area a region covers see Figure 10 on page 39.

Glossary

ACE	Adult and Community Education
Accredited vocational training	Education approved by the Australian Skills Quality Authority.
Active provider	A Smart and Skilled contracted training provider who has delivered training under their Smart and Skilled contract.
Adult and Community Education	A not-for profit, community-owned organisation with a primary focus on adult education. The ACE sector delivers courses relating to leisure, personal and community development, employment skills, preparation for VET and nationally recognised programs of study.
AEDO	Aboriginal Enterprise Development Officer Program
Apprentice	An employee who is party to an apprenticeship to learn a trade on-the-job under a qualified tradesperson and off-the-job with a registered training organisation.
Approval (training contract)	The official confirmation by Training Services NSW that an apprenticeship or traineeship has commenced with an employer.
Approved (training provider)	A training provider has been offered and has accepted a Smart and Skilled contract.
Approved qualification	A qualification that a training provider is approved to deliver under Smart and Skilled.
AQF	Australian Quality Framework
ASDB	The NSW Department of Industry's Aboriginal Services Database.
ATSI	Aboriginal or Torres Strait Islander
Australian Quality Framework	<p>The national policy for regulated qualifications in the Australian education and training system.</p> <p>The AQF incorporates the quality assured qualifications from each education and training sector into a single comprehensive national qualifications framework. The AQF defines the qualification levels issued by schools, vocational education and training providers and higher education.</p> <p>The AQF qualifications that apply to VET are Certificate levels I to IV, Diploma and Advanced Diploma, as well as Graduate Certificate and Graduate Diploma.</p> <p>Maintaining the AQF is a shared responsibility of the Commonwealth, state and territory governments.</p>
Bert Evans Apprentice Scholarships	<p>These scholarships assist apprentices in NSW who have demonstrated:</p> <ul style="list-style-type: none"> • hardship in their personal circumstances • an aptitude for VET that will lead them to complete their trade training successfully • a positive attitude and application in the workplace and in off-the-job training. <p>A maximum of 50 scholarships are awarded annually, including 10 NSW Country Apprentice Scholarships.</p>
Commencement	Occurs when a student begins to participate in training for a qualification or accredited course; or, for a subject-only enrolment, begins to participate in a module or unit of competency that is scheduled to be completed in the current year.
Commitment	Represents a commitment by government to subsidise a training provider for the cost of training an approved prospective student in an approved qualification, accredited course or subject-only enrolment.
Community service obligation (CSO)	A service with an identifiable community or social benefit that cannot be supplied under commercial costs and conditions, and that government subsidises.
Continuing	A student who is continuing training for a qualification or accredited course in a subsequent year to the commencement year and who is still training at the time of this report; or, for a subject-only enrolment, an enrolment in a module or unit of competency that is scheduled to be completed in a future year.
Completion	A student who has successfully completed a qualification or accredited course; or, for a subject-only enrolment, has completed a module or unit of competency.
Completion Rate	
CSO	Community service obligation
Disadvantaged student group	A student who falls into one or more equity categories of: being an Aboriginal or Torres Strait Islander, being disabled, being a humanitarian visa holder, being long-term unemployed, or living in a regional or remote area.

Enrolment	The engagement and participation of a student in an approved qualification, accredited course or subject-only training.
Existing worker trainee	A long-term employee (greater than three months full time or 12 months part time) who is party to a traineeship to learn a recognised vocation on-the-job under supervision and off-the-job with a training provider.
Fee for service	A VET qualification or accredited course that is not subsidised by government (a student or their employer pays the full fee for the training).
Fee-Free Scholarships	Part of the NSW Government's commitment under the Reskilling NSW strategy. It provides \$48 million over 4 years (starting on 1 July 2015) for 200,000 scholarships. The scholarships cover the fee for any Certificate I to IV level qualification on the NSW Skills List. To be eligible, a student must be aged between 15 and 30 years and eligible for Smart and Skilled's concession fee (with priority given to social housing residents); or living (or have lived) in out-of-home care; or someone who has experienced (or is experiencing) domestic/family violence.
FY	Financial year
Jobs of Tomorrow Scholarships	The Program provides \$25 million over four years (starting in 2016) for 25,000 scholarships in science, technology, engineering and mathematics (STEM) VET qualifications. Eligible students receive a \$1,000 scholarship to encourage them to enrol and complete a STEM qualification. In each calendar year, the first 6,250 eligible students who apply and commence training will be offered a scholarship.
IVETS	The NSW Department of Industry's Integrated Vocational Education and Training Services database.
NCAP	New Careers for Aboriginal People Program
NCVER	National Centre for Vocational Education Research
New entrant trainee	An employee who is party to a traineeship to learn a recognised vocation on-the-job under supervision and off-the-job with a training provider.
Non-accredited vocational training	Education with a vocational intent that is non-assessable and not recognised under the AQF.
NSW Ageing Strategy	NSW Government commitment to support seniors in the community with a range of programs and initiatives.
Private training provider	A non-TAFE training provider that is registered with the Australian Skills Quality Authority, and can deliver nationally recognised courses and award AQF VET qualifications.
Qualification	A nationally recognised qualification under the Australian Qualifications Framework (AQF).
Recognition of prior learning	Recognition of prior learning (RPL) involves the assessment of the previously unrecognised skills and knowledge an individual has achieved outside the formal education and training system. This assessment determines the extent to which that individual has achieved the required learning outcomes, competency outcomes, or standards for entry to, and/or partial or total completion of a program of study without the need for further study.
Region	There are 15 training regions (which are based on Australian Bureau of Statistics SA4 level). See Figure 6 on page 32.
Regional	A classification of a student's residence using the Australian Bureau of Statistics Accessibility/Remoteness Index of Australia.
Registered training organisation (RTO)	An training provider that is registered with the Australian Skills Quality Authority – which allows them to deliver nationally courses and award AQF VET qualifications.
Remote	A classification of a student's residence using the Australian Bureau of Statistics Accessibility/Remoteness Index of Australia.
Reskilling NSW strategy	An NSW Government initiative to help individuals get a job by giving them better access to VET.
Returned (contract)	A training provider that has chosen to withdraw from its Smart and Skilled contract.
Smart and Skilled	The NSW Government's initiative to create a successful contestable VET market in NSW, and achieve the goals of VET reform and the skill priorities of NSW.
Smart and Skilled program	A subset of Smart and Skilled government-subsidised training with specific characteristics.

Status (training provider)	Indicates whether a Smart and Skilled training provider's contract has been approved, suspended, returned or terminated.
Subject-only enrolment	An enrolment in a module or unit of competency that is not intended to lead to the issue of a qualification or accredited course.
Suspended (training provider)	A training provider's Smart and Skilled contract has been temporarily suspended for one or more breaches of contract conditions.
TAFE NSW	The NSW Government's public training provider of VET in NSW.
Tech Savvy Seniors Program	A joint NSW Government and Telstra initiative that provides grants to ACE providers to deliver training in the use of smart technologies to people over 60 years of age.
Terminated (training provider)	A training provider's Smart and Skilled contract has been terminated for one or more breaches of contract conditions.
Total VET activity	All accredited VET activity from all training providers (unless granted an exemption) in accordance with the National VET Provider Collection Data Requirements Policy.
Trade	The occupation to which an apprenticeship leads.
Training contract	The mutual agreement between an employer and apprentice or trainee.
Training contract type	A training contract can be either an apprenticeship, an existing worker traineeship or a new entrant traineeship.
Training provider	A training provider that is registered with the Australian Skills Quality Authority, and can deliver nationally recognised courses and award AQF VET qualifications.
VET	Vocational education and training
VET FEE-HELP	An Australian Government income-contingent loan scheme for VET students. A loan covers a student's fees. The student is only required to pay back the loan when their income reaches a set level.
Vocation	The occupation to which a traineeship leads.
Vocational Training Assistance	Provided through the Vocational Training Assistance Scheme (VTAS) – a program that provides eligible apprentices and trainees with monetary assistance to attend off-the-job training during the term of their apprenticeship or traineeship. Existing worker trainees are ineligible to claim vocational training assistance. Current rates for travel are 12 cents per kilometre and \$28 per night for accommodation, and a one-off payment of up to \$2,000 for a student who has to relocate.
VTAS	Vocational Training Assistance Scheme
Woman in non-traditional trades	Currently, 167 out of a total 1,211 trades are considered to be non traditional trades for women. Examples include Certificate III in Aeroskills (Mechatronics) and Certificate III in Solid Plastering.
YTD	Year to date

NSW training regions

Figure 6 Training regions in NSW

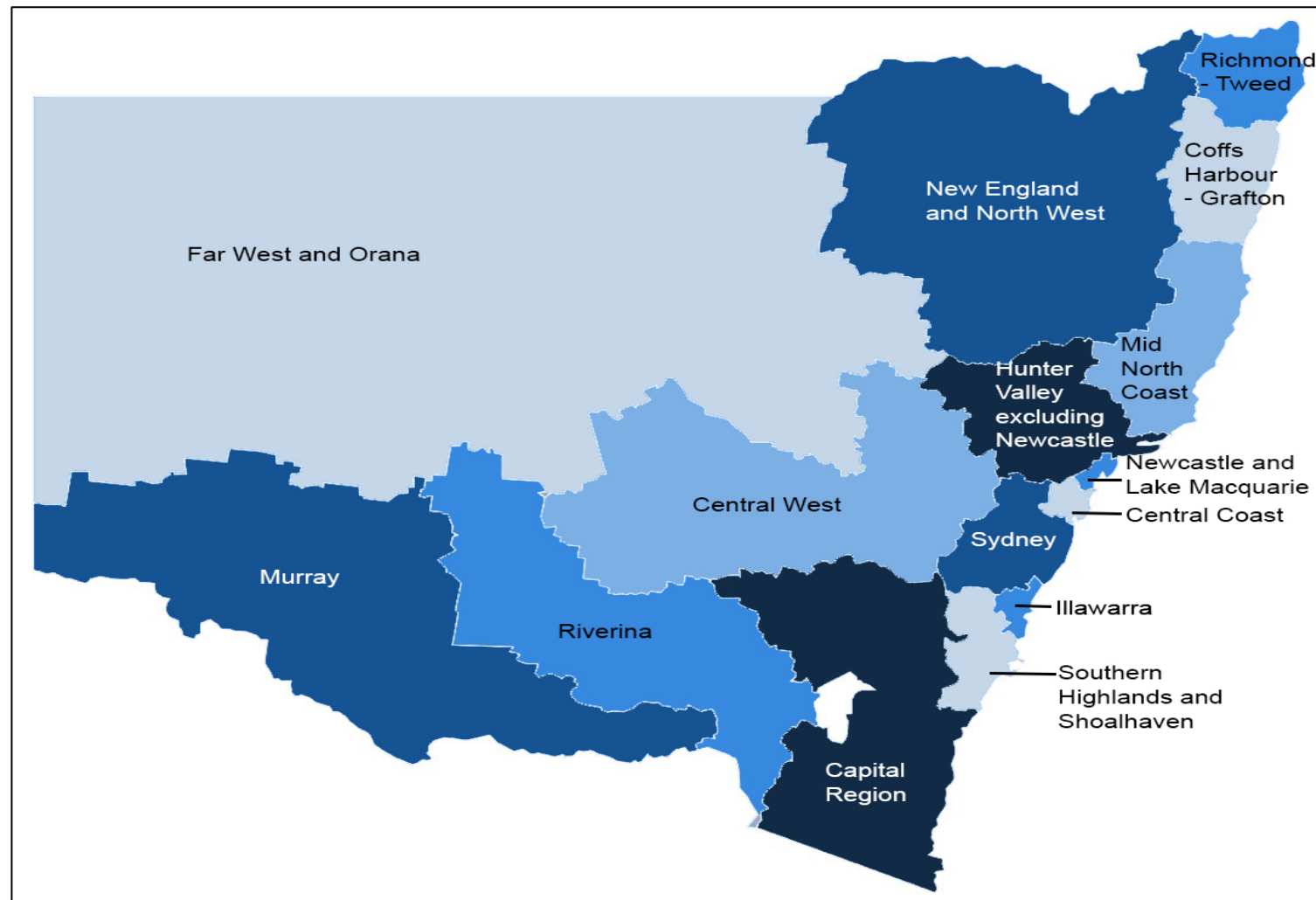


Table 44 Major towns or areas for each region

This region...	Includes...
Capital Region	Goulburn, Yass, Queanbeyan, the Snowy Mountains and the South Coast
Central Coast	Brooklyn, Davistown, Terrigal, The Entrance, Wyong and Gosford
Central West	Bathurst, Lachlan Valley, Lithgow, Mudgee and Orange
Coffs Harbour–Grafton	Coffs Harbour and the Clarence Valley
Far West and Orana	Bourke, Cobar, Coonamble, Broken Hill and Dubbo
Hunter Valley excluding Newcastle	Lower and Upper Hunter, Maitland and Port Stephens
Illawarra	Wollongong, Shellharbour and Kiama
Mid North Coast	Great Lakes, Kempsey, Nambucca, Lord Howe Island, Port Macquarie, Taree and Gloucester
Murray	Upper and Lower Murray, and Albury
Newcastle and Lake Macquarie	Newcastle and Lake Macquarie
New England and North West	Armidale, Inverell, Moree, Inverell, Tenterfield, Moree, Narrabri, Tamworth and Gunnedah
Richmond–Tweed	Richmond Valley and Tweed Valley
Riverina	Griffith, Tumut and Wagga Wagga
Southern Highlands and Shoalhaven	Mittagong, Bowral, Nowra and Ulladulla
Sydney	Sydney and the Blue Mountains