

# Performance of NSW VET programs: monthly report

**March 2016**

Published by the Department of Industry, Skills and Regional Development. First published April 2016.

---

© State of New South Wales through Department of Industry, Skills and Regional Development 2016

This publication is copyright. You may download, display, print and reproduce this material provided that the wording is reproduced exactly, the source is acknowledged, and the copyright, update address and disclaimer notice are retained. To copy, adapt, publish, distribute or commercialise any of this publication you will need to seek permission from the Department of Industry, Skills and Regional Development.

Disclaimer: The information contained in this publication is based on knowledge and understanding at the time of writing (June 2016). However, because of advances in knowledge, users are reminded of the need to ensure that the information upon which they rely is up to date and to check the currency of the information with the appropriate officer of the Department of Industry, Skills and Regional Development or the user's independent advisor.

# Contents

<b>About this report</b>	<b>1</b>
<b>National VET activity data</b>	<b>2</b>
VET activity data from NCVER .....	2
Enrolments by qualification level.....	2
<b>Performance of NSW VET programs</b>	<b>4</b>
Aboriginal programs and services .....	4
Elsa Dixon Aboriginal Employment Program .....	4
Aboriginal programs and services .....	5
Aboriginal Enterprise Development Officer Program .....	5
New Careers for Aboriginal People Program .....	5
The Way Ahead for Aboriginal People Program .....	5
Adult and Community Education programs.....	6
Qualification enrolments by funding source .....	6
Adult and Community Education programs.....	7
Subject-only enrolments by funding source .....	7
Adult and Community Education programs.....	8
Community service obligations funded enrolments in qualifications .....	8
Adult and Community Education programs.....	9
CSO-funded students doing qualifications.....	9
Adult and Community Education programs.....	10
CSO-funded subject-only enrolments .....	10
Adult and Community Education programs.....	11
CSO-funded students doing subjects only .....	11
Apprenticeships and traineeships .....	12
Training contract approvals for apprenticeships and traineeships .....	12
Apprenticeships and traineeships .....	13
Apprenticeships and traineeships .....	14
Apprenticeships and traineeships .....	15
Top five apprenticeships and traineeships by training contract approvals.....	15
Apprenticeships and traineeships .....	16
Apprentices and trainees in training as at 31 March 2016.....	16
Training contract completion rates for apprenticeships and traineeships .....	16
Bert Evans Apprentice Scholarships.....	17
Smart and Skilled Program .....	18
Enrolments.....	18

Students.....	20
Smart and Skilled Program .....	22
Smart and Skilled Program .....	23
Smart and Skilled training providers .....	23
Smart and Skilled Program .....	24
Top 10 qualifications .....	24
Fee-Free Scholarships.....	25
Smart and Skilled Program .....	26
<b>Glossary</b>	<b>28</b>
<b>NSW training regions</b>	<b>32</b>

# About this report

This is a monthly report on the performance of NSW vocational education and training (VET) programs and follows the introduction of the NSW Government's Smart and Skilled reform in January 2015. The Department of Industry, Skills and Regional Development publishes this report regularly in line with the NSW Government's commitment to transparency.

The completeness of the report's data and information will improve over time as training providers adjust to new reporting requirements.

When interpreting the report's data care must be taken because:

- There are overlaps between different data sets (e.g. apprenticeship data appears in both the Apprenticeship and Traineeship section, on page 12, and in the Smart and Skilled section, on page 18).
- Data may have breaks or adjustments in the time series.
- Some data relates to the year to date (YTD) and previous YTD, but other data may relate to a calendar or financial year.

The Glossary explains terms the report uses and a map of training regions is on page 32.

The National VET Activity Data section replicates tables from two key national collections of VET data compiled by the National Centre for Vocational Education Research (NCVER) that show the number of NSW Government-funded enrolments and the total VET activity in the state.

# National VET activity data

The National Centre for Vocational Education Research (NCVER) is responsible for collecting, managing, analysing, evaluating and communicating research and statistics about vocational education and training (VET) nationally on behalf of the Commonwealth and state and territory ministers responsible for VET.

## VET activity data from NCVER

Sources:

- NCVER, VOCSTATS, *Government-funded students and courses*, accessed in March 2016.
- NCVER, 2015, *Australian vocational education and training statistics: Total VET students and courses 2014*, Adelaide.

## Enrolments by qualification level

### NSW Government-funded enrolments

Table 1 NSW Government-funded enrolments by qualification level (calendar year)<sup>1</sup>

Qualification level	2015 Q1–Q3 <sup>2</sup>	2014	2013	2012
Diploma and above	22,865	39,931	42,045	52,106
Certificate IV	40,200	64,017	67,508	76,435
Certificate III	112,802	158,417	166,401	161,905
Certificate II	43,883	111,157	119,540	130,517
Certificate I	12,209	24,657	24,064	29,853
Non-AQF qualification	23,822	63,620	75,918	88,330
<b>Total</b>	<b>255,781</b>	<b>461,799</b>	<b>495,476</b>	<b>539,146</b>

1 Government-funded activity is classified as 'NSW' by the funding body.

2 Government-funded quarter 4 data was not available for NCVER's report.

## Total NSW VET activity

Total NSW VET activity is an estimate of all accredited VET training activity in NSW in 2014 – it includes government-subsidised training and fee-for-service training. NCVET commented that the publication of this data for the first time in 2015 was affected by incompleteness because 2014 was a transition year.

Source: NCVET

**Table 2 Total NSW VET activity by qualification level (2014 calendar year)<sup>1</sup>**

Qualification level	2014 <sup>2</sup>
Diploma and above	181,765
Certificate IV	152,218
Certificate III	245,412
Certificate II	204,630
Certificate I	34,021
Non-AQF qualification	190,699
<b>Total</b>	<b>1,008,745</b>

1 Total VET activity is classified as 'NSW' by delivery location.

2 Total VET activity for all of 2015 is not yet available.

# Performance of NSW VET programs

## Aboriginal programs and services

Source: The NSW Department of Industry's Aboriginal Services Database (ASDB), unless noted.

### Elsa Dixon Aboriginal Employment Program

The Elsa Dixon Aboriginal Employment Program provides funding on a financial year basis to organisations to support Aboriginal education, employment and training by:

- subsidising the salary, development and support costs of Aboriginal employees in a public service agency or local council
- funding innovative community projects
- supporting work experience for Aboriginal students in their final year of a degree or post-degree course.

**Table 3 NSW Government-sector positions funded by the Elsa Dixon Aboriginal Employment Program by financial year**

Position funded	2015–16 <sup>1</sup>	2014–15
Graduate position	–	3
Permanent position	–	6
School-based position	117	97
Temporary position	–	17
<b>Total</b>	<b>117</b>	<b>123</b>

<sup>1</sup> The period covered is from 1 July 2015 to 31 March 2016.

**Table 4 Partnerships funded by the Elsa Dixon Aboriginal Employment Program by financial year**

	2015–16 <sup>1</sup>	2014–15
Partnerships	–	2

<sup>1</sup> The period covered is from 1 July 2015 to 31 March 2016.



## Aboriginal programs and services

### Aboriginal Enterprise Development Officer Program

The Aboriginal Enterprise Development Officer (AEDO) Program is a free program for Aboriginal people considering starting up their own business or expanding their current business.

**Table 5 Outcomes for the Aboriginal Enterprise Development Officer Program by financial year**

	2015–16 <sup>1</sup>	2014–15
AEDO projects funded	7	7
AEDO new businesses established	38	42
Aboriginal employment positions created	38	50

1 The period covered is from 1 July 2015 to 31 March 2016.

### New Careers for Aboriginal People Program

The New Careers for Aboriginal People (NCAP) Program is a free program for Aboriginal people seeking employment and training advisory support services.

**Table 6 Outcomes for the New Careers for Aboriginal People Program by financial year**

	2015–16 <sup>1</sup>	2014–15
NCAP projects funded <sup>2</sup>	13	13
NCAP employment outcomes <sup>3</sup>	579	950
NCAP training outcomes <sup>4</sup>	888	1,121

1 The period covered is from 1 July 2015 to 31 March 2016. Also, an individual may fall into one or more outcome category.

2 Refers to not-for-profit, community-owned organisations that deliver the NCAP Program.

3 Number of individuals placed in employment and still in employment after three months.

4 Number of individuals who have completed an accredited training course or qualification.

### The Way Ahead for Aboriginal People Program

The Way Ahead for Aboriginal People Program provides mentoring services for Aboriginal apprentices and trainees who need additional support in the workplace. Mentors are chosen because of their experience and acceptance within Aboriginal communities.

Source: NSW Department of Industry.

**Table 7 Outcomes for The Way Ahead for Aboriginal People Program by financial year**

	2015–16 <sup>1</sup>	2014–15
Apprentices mentored	173	131
Trainees mentored	674	262
School-based apprentices or trainees mentored	271	214
<b>Total</b>	<b>1,118</b>	<b>607</b>

1 The period covered is from 1 July 2015 to 31 March 2016.

## Adult and Community Education programs

Adult and Community Education (ACE) training providers are not-for-profit, community-owned organisations with a primary focus on adult education. The ACE sector delivers courses relating to leisure, personal and community development, employment skills, preparation for VET and nationally recognised programs of study. The data reported in this section for community service obligation, CSO, (Smart and Skilled) funding is not included in the Smart and Skilled program data.

**ACE data is collected quarterly and the most recent data available is up to 30 September 2015.**

Source: NSW Department of Industry's On Line Validation System (OLiV).

### Qualification enrolments by funding source

#### By commencements, continuing enrolments and completions

**Table 8 Commencing, continuing and completed enrolments in qualifications by funding source (1 January to 30 September 2015)**

Funding source	Commencements	Continuing	Completions
Community service obligation (Smart and Skilled) <sup>1</sup>	1,508	51	95
Other government funding <sup>2</sup> excluding Smart and Skilled <sup>1</sup>	4,039	1,096	1,574
Fee for service <sup>1</sup>	1,052	60	252
<b>Total</b>	<b>6,599</b>	<b>1,207</b>	<b>1,921</b>

1 Includes part qualifications.

2 Includes funding from the NSW Government and the Australian Government.

### By number of students

**Table 9 Number of students who commenced, continued and/or completed their enrolment in a qualification by funding source (1 January to 30 September 2015)**

Funding source <sup>1</sup>	Commencements	Continuing	Completions
Community service obligation (Smart and Skilled) <sup>2</sup>	1,259	51	93
Other government funding excluding Smart and Skilled <sup>2</sup>	3,745	917	1,513
Fee for service <sup>2</sup>	897	48	242

1 As a student may fall into one or more funding group this table does not include totals.

2 Includes part qualifications.

# Adult and Community Education programs

## Subject-only enrolments by funding source

Subject-only enrolments include both accredited and non-accredited vocational training. However, all subjects delivered must be nationally approved with vocational intent (i.e. supporting employment outcomes), with no more than 20 per cent in non-accredited courses.

## By commencements, continuing enrolments and completions

**Table 10 Commencements, continuing enrolments and completions for subjects-only enrolments by funding source (1 January to 30 September 2015)**

Funding source	Commencements	Continuing	Completions <sup>1</sup>
Community service obligation (Smart and Skilled)	13,478	340	8,432
Other government funding <sup>2</sup> excluding Smart and Skilled	36,340	707	30,716
Fee for service	34,468	429	33,250
<b>Total</b>	<b>84,286</b>	<b>1,476</b>	<b>72,398</b>

1 'Completion' means an enrolled student either:

- achieved competency achieved/passed
- was granted recognition of prior learning
- was deemed to have satisfactorily completed a non-assessable enrolment.

2 A subset of 'other government-funded activity' is the Tech Savvy Seniors Program which contributes to the NSW Ageing Strategy. In the reported period, there were 1,933 individual students enrolled in 6,096 subject-only enrolments.

## By number of students

**Table 11 Number of students who commenced, continued and/or completed subject-only enrolments by funding source (1 January to 30 September 2015)**

Funding source <sup>1</sup>	Commencements	Continuing	Completions <sup>2</sup>
Community service obligation (Smart and Skilled)	3,569	196	3,137
Other government funding <sup>3</sup> excluding Smart and Skilled	20,696	558	18,349
Fee for service	20,943	229	20,427

1 As a student may fall into one or more funding group this table does not include totals.

2 'Completion' means an enrolled student either:

- achieved competency achieved/passed
- was granted recognition of prior learning
- was deemed to have satisfactorily completed a non-assessable enrolment.

3 A subset of 'other government-funded activity' is the Tech Savvy Seniors Program which contributes to the NSW Ageing Strategy. In the reported period, there were 1,933 individual students enrolled in 6,096 subject-only enrolments.

# Adult and Community Education programs

## Community service obligations funded enrolments in qualifications

### By region

**Table 12 Commencing, continuing and completed community service obligations (CSO) funded enrolments in qualifications by region (1 January to 30 September 2015)**

Region <sup>1</sup>	Commencements	Continuing	Completions
Capital Region	57	–	25
Central Coast	20	–	–
Central West	2	–	1
Coffs Harbour–Grafton	145	6	1
Far West and Orana	155	–	–
Hunter Valley excluding Newcastle	59	–	8
Illawarra	58	1	1
Mid North Coast	273	–	2
Murray	29	–	–
New England and North West	80	18	15
Newcastle and Lake Macquarie	29	–	6
Richmond–Tweed	171	–	7
Riverina	109	–	8
Southern Highlands and Shoalhaven	79	–	4
Sydney	211	24	16
Unknown <sup>2</sup>	31	2	1
<b>Total</b>	<b>1,508</b>	<b>51</b>	<b>95</b>

1 For the area a region covers see Figure on page 32.

2 The postcode of a student's home address was not recorded.

### By disadvantaged student group

**Table 13 Commencing, continuing and completed CSO-funded enrolments in qualifications by disadvantaged student group (1 January to 30 September 2015)**

Disadvantaged student group <sup>1</sup>	Commencements	Continuing	Completions
Aboriginal or Torres Strait Islanders	285	5	9
Students with disabilities	494	1	27
Students living in a regional area	597	1	23
Students living in a remote area	637	24	51

1 As a student may fall into one or more group this table does not include totals.

# Adult and Community Education programs

## CSO-funded students doing qualifications

### By region

**Table 14** Number of CSO-funded students who commenced, continued and/or completed qualifications by region (1 January to 30 September 2015)

Region <sup>1</sup>	Commencements	Continuing	Completions
Capital Region	47	–	25
Central Coast	6	–	–
Central West	2	–	1
Coffs Harbour–Grafton	104	6	1
Far West and Orana	119	–	–
Hunter Valley excluding Newcastle	54	–	8
Illawarra	43	1	1
Mid North Coast	242	–	2
Murray	29	–	–
New England and North West	73	18	14
Newcastle and Lake Macquarie	28	–	6
Richmond–Tweed	157	–	7
Riverina	97	–	8
Southern Highlands and Shoalhaven	75	–	4
Sydney	153	24	15
Unknown <sup>2</sup>	30	2	1
<b>Total</b>	<b>1,259</b>	<b>51</b>	<b>93</b>

1 For the area a region covers see Figure on page 32.

2 The postcode of a student's home address was not recorded.

### By disadvantaged student group

**Table 15** Number of CSO-funded students who commenced, continued and/or completed qualifications by disadvantaged student group (1 January to 30 September 2015)

Disadvantaged student group <sup>1</sup>	Commencements	Continuing	Completions
Aboriginal or Torres Strait Islanders	217	5	9
Students with disabilities	398	1	27
Students living in a regional area	532	1	23
Students living in a remote area	513	24	50

1 As a student may fall into one or more group this table does not include totals.

# Adult and Community Education programs

## CSO-funded subject-only enrolments

### By region

**Table 16 Commencing, continuing and completed CSO-funded enrolments for subjects only by region (1 January to 30 September 2015)**

Region <sup>1</sup>	Commencements	Continuing	Completions
Capital Region	123	11	66
Central Coast	1,568	72	514
Central West	519	–	404
Coffs Harbour–Grafton	469	5	396
Far West and Orana	436	–	131
Hunter Valley excluding Newcastle	391	–	183
Illawarra	353	167	322
Mid North Coast	818	–	549
Murray	51	–	51
New England and North West	1,711	–	1,582
Newcastle and Lake Macquarie	542	14	271
Richmond–Tweed	948	2	669
Riverina	924	42	399
Southern Highlands and Shoalhaven	121	8	54
Sydney	4,310	81	2,699
Unknown <sup>2</sup>	194	5	142
<b>Total</b>	<b>13,478</b>	<b>407</b>	<b>8,432</b>

1 For the area a region covers see Figure on page 32.

2 The postcode of a student's home address was not recorded.

### By disadvantaged student group

**Table 17 Commencing, continuing and completed CSO-funded enrolments for subjects only by disadvantaged student group (1 January to 30 September 2015)**

Disadvantaged student group <sup>1</sup>	Commencements	Continuing	Completions
Aboriginal or Torres Strait Islanders	2,117	24	1,256
Students with disabilities	3,817	88	2,218
Students living in a regional area	3,266	44	2,043
Students living in a remote area	4,348	42	3,074

1 As a student may fall into one or more group this table does not include totals.

# Adult and Community Education programs

## CSO-funded students doing subjects only

### By region

**Table 18** Number of CSO-funded students who commenced, continued and/or completed enrolments in subjects only by region (1 January to 30 September 2015)

Region <sup>1</sup>	Commencements	Continuing	Completions
Capital Region	59	11	28
Central Coast	192	23	94
Central West	124	–	117
Coffs Harbour–Grafton	258	5	238
Far West and Orana	53	–	62
Hunter Valley excluding Newcastle	91	–	85
Illawarra	87	43	83
Mid North Coast	183	–	160
Murray	15	–	15
New England and North West	984	–	978
Newcastle and Lake Macquarie	87	3	78
Richmond–Tweed	481	2	394
Riverina	182	19	132
Southern Highlands and Shoalhaven	28	8	15
Sydney	704	81	618
Unknown <sup>2</sup>	41	1	40
<b>Total</b>	<b>3,569</b>	<b>196</b>	<b>3,137</b>

1 For the area a region covers see Figure on page 32.

2 The postcode of a student's home address was not recorded.

### By disadvantaged student group

**Table 19** Number of CSO-funded students who commenced, continued and/or completed enrolments in subjects only by disadvantaged student group (1 January to 30 September 2015)

Disadvantaged student group <sup>1</sup>	Commencements	Continuing	Completions
Aboriginal or Torres Strait Islanders	725	17	581
Students with disabilities	966	53	771
Students living in a regional area	934	36	761
Students living in a remote area	1,742	32	1,580

1 As a student may fall into one or more group this table does not include totals.

# Apprenticeships and traineeships

Source: The NSW Department of Industry's Integrated Vocational Education and Training System (IVETS).

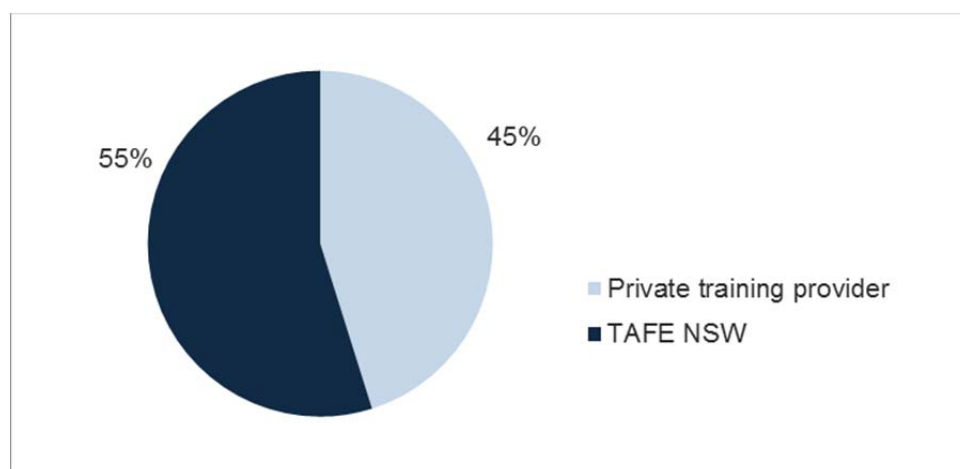
## Training contract approvals for apprenticeships and traineeships

### By training provider type

**Table 20 Training contract approvals by training provider type**  
(YTD: 1 January to 31 March 2016; previous YTD: 1 January to 31 March 2015; and 2015 calendar year)

Training provider type	YTD	Previous YTD	2015
Private training provider	6,558	5,215	22,562
TAFE NSW	7,968	8,421	20,395
Unknown <sup>1</sup>	–	–	3
<b>Total</b>	<b>14,526</b>	<b>13,636</b>	<b>42,960</b>

<sup>1</sup> Interstate public training providers who have training contracts with NSW-based apprentices.



**Figure 1 Training contract approval by training provider type (YTD: 1 January to 31 March 2016)**

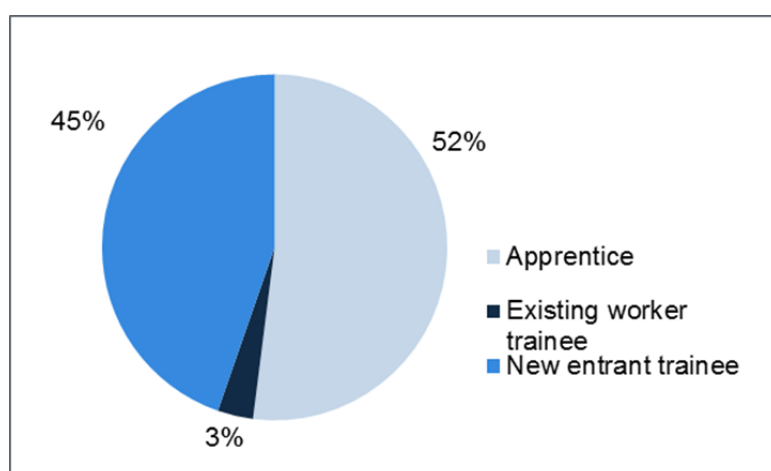


# Apprenticeships and traineeships

## By student type

**Table 21 Training contract approvals by student type**  
(YTD: 1 January to 31 March 2016; previous YTD: 1 January to 31 March 2015; and 2015 calendar year)

Student type	YTD	Previous YTD	2015
Apprentice	7,636	7,518	18,614
New entrant trainee	6,508	5,478	22,017
Existing worker trainee	382	640	2,329
<b>Total</b>	<b>14,526</b>	<b>13,636</b>	<b>42,960</b>



**Figure 1 Training contract approvals by student type (YTD: 1 January to 31 March 2016)**

## By disadvantaged student group

**Table 22 Training contract approvals by disadvantaged student group**  
(YTD: 1 January to 31 March 2016; previous YTD: 1 January to 31 March 2015; and 2015 calendar year)

Disadvantaged student group <sup>1</sup>	YTD	Previous YTD	2015
Aboriginal or Torres Strait Islanders	735	857	2,729
Students with disabilities	351	314	1,035
Students living in a regional area	2,953	2,712	8,235
Students living in a remote area	2,945	3,096	8,975
Women in non-traditional trades	296	322	932

<sup>1</sup> As a student may fall into one or more group this table does not include totals. Also, data is not collected about individuals on a training contract who hold a humanitarian visa or are long-term unemployed.

# Apprenticeships and traineeships

## By month (for previous 18 months)

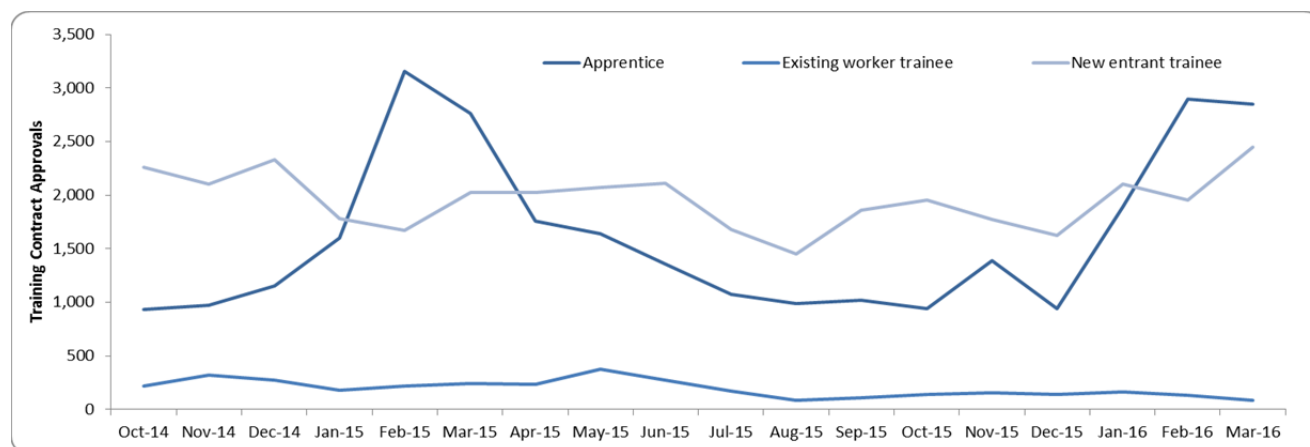


Figure 2 Training contract approvals by month (for previous 18 months)

## By region

Table 23 Training contract approvals by region  
(YTD: 1 January to 31 March 2016; previous YTD: 1 January to 31 March 2015; and 2015 calendar year)

Region <sup>1</sup>	YTD	Approvals as % of a region's population (YTD)	Previous YTD	2015
Capital Region	500	0.24%	484	1,416
Central Coast	521	0.17%	438	1,612
Central West	464	0.24%	463	1,266
Coffs Harbour–Grafton	257	0.20%	278	776
Far West and Orana	235	0.21%	292	1,025
Hunter Valley excluding Newcastle	558	0.23%	583	1,594
Illawarra	593	0.21%	643	1,744
Mid North Coast	368	0.18%	481	1,246
Murray	278	0.25%	259	760
New England and North West	477	0.27%	435	1,246
Newcastle and Lake Macquarie	820	0.24%	753	2,239
Richmond–Tweed	414	0.18%	344	1,237
Riverina	436	0.29%	448	1,456
Southern Highlands and Shoalhaven	330	0.24%	346	977
Sydney	8,122	0.18%	7,259	23,490
Unknown <sup>2</sup>	153	N/A	130	876
<b>Total</b>	<b>14,526</b>	<b>0.20%</b>	<b>13,636</b>	<b>42,960</b>

1 For the area a region covers see Figure on page 32.

2 Not enough data to map training location to a NSW region.

## Apprenticeships and traineeships

### Top five apprenticeships and traineeships by training contract approvals

#### Top five apprenticeships for year to date

**Table 24 Top five apprenticeship by qualification (YTD: 1 January to 31 March 2016)**

Apprenticeship qualification	YTD
Certificate III in Electrotechnology – Electrician	1,194
Certificate III in Carpentry	1,074
Certificate III in Plumbing	672
Certificate III in Automotive – Light Vehicle Mechanical Technology	572
Certificate III in Hospitality – Commercial Cookery	398

#### Top five apprenticeships for previous year to date

**Table 25 Top five apprenticeship by qualification (previous YTD: 1 January to 31 March 2015)**

Apprenticeship qualification	Previous YTD
Certificate III in Electrotechnology – Electrician	1,118
Certificate III in Carpentry	981
Certificate III in Plumbing	636
Certificate III in Automotive – Light Vehicle Mechanical Technology	586
Certificate III in Hospitality – Commercial Cookery	421

#### Top five traineeships for year to date

**Table 26 Top five traineeships by qualification (YTD: 1 January to 31 March 2016)**

Traineeship qualification	YTD
Certificate III in Community Services – Early Childhood Education and Care	866
Certificate III in Hospitality	513
Certificate III in Retail – Retail Operations	412
Certificate III in Customer Engagement – Business Services	281
Certificate II in Transport and Logistics – Warehousing Operations	268

## Apprenticeships and traineeships

### Top five traineeships for previous year to date

Table 27 Top five traineeships by qualification (previous YTD: 1 January to 31 March 2015)

Traineeship qualification	Previous YTD
Community Services - Early Childhood Education and Care Certificate III	679
Hospitality Certificate III	584
Retail - Retail Operations Certificate III	297
Business Services - Business Administration Certificate III	290
Transport and Logistics - Warehousing Operations Certificate III	255

### Apprentices and trainees in training as at 31 March 2016

Table 28 Number of apprentices and trainees in training (as at 31 March 2016)

Student type	Number
Apprentices	50,718
Existing worker trainees	4,192
New entrant trainees	28,599
<b>Total</b>	<b>83,509</b>

### Training contract completion rates for apprenticeships and traineeships

Table 29 Contract completion rates for apprenticeships and traineeships (calendar years 2014 and 2015)

Contract type	2015 (%)	2014 (%)
Apprenticeship	57.0	58.0
Traineeship	63.5	65.5
<b>Total</b>	<b>59.6</b>	<b>63.9</b>

## Bert Evans Apprentice Scholarships

The Bert Evans Apprentice Scholarships assist apprentices in NSW who have demonstrated:

- hardship in their personal circumstances
- an aptitude for VET that will lead them to complete their trade training successfully
- a positive attitude and application in the workplace and in off-the-job training.

Source: NSW Department of Industry

**Table 30** Number of students receiving a Bert Evans Scholarship (calendar years 2014 and 2015)

	2015	2014
Scholarships awarded	50	101

## Smart and Skilled Program

Smart and Skilled is the NSW Government's initiative to create a successful contestable VET market in NSW, and achieve the goals of VET reform and the skill priorities of NSW.

Smart and Skilled divides subsidised training into two broad categories known as 'program streams' – these are Entitlement and Targeted Priorities.

The Entitlement program stream encourages individuals to gain a post-school qualification at the Certificate I, II or III level and includes apprenticeships and traineeships (which may be at the Certificate IV, Diploma or Advanced Diploma level). The Targeted Priorities program stream encourages individuals to gain a post-school qualification at the Certificate IV, Diploma or Advanced Diploma level.

Each program stream contains several 'programs'. The Entitlement program stream contains the:

- Entitlement Foundation Skills Program
- Entitlement Full Qualifications Program
- Entitlement Apprenticeships and Traineeships Program.

The Targeted Priorities program stream contains the:

- Targeted Priorities Full Qualifications Program
- Targeted Priorities Prevocational and Part Qualification Program.

A student may participate in more than one Smart and Skilled program, training provider or region.

Smart and Skilled commenced on 1 January 2015. Please consider this when comparing 2015 YTD and 2016 YTD data.

Source: IVETS.

## Enrolments

### By Smart and Skilled program

**Table 31 Commencing, continuing and completed enrolments by Smart and Skilled program (YTD: 1 January to 31 March 2016)**

Smart and Skilled program	Commencements	Continuing	Completions
Entitlement – Apprenticeships	3,887	9,860	37
Entitlement – Traineeships	3,644	7,648	979
Entitlement Foundation Skills	3,481	1,086	49
Entitlement Full Qualifications	19,449	13,819	1,417
Other (Full Qualifications) <sup>1</sup>	5	0	0
Targeted Priorities (TP) Full Qualifications	2,713	1,349	220
TP Prevocational and Part Qualifications – Pre-apprenticeship <sup>2</sup>	147	131	17
TP Prevocational and Part Qualifications – Pre-traineeship <sup>3</sup>	435	599	205

Smart and Skilled program	Commencements	Continuing	Completions
TP Prevocational and Part Qualifications – Prevocational <sup>3</sup>	40	21	28
TP Prevocational and Part Qualifications – Targeted Skills <sup>4</sup>	3,120	3,312	361
<b>Total</b>	<b>36,921</b>	<b>37,825</b>	<b>3,313</b>

- 1 The training falls under an existing Smart and Skilled program but could not be processed with the standard method.
- 2 Part qualifications that assist individuals to gain an apprenticeship or traineeship.
- 3 Part or full qualifications that assist individuals to gain employment or enrol in further education.
- 4 Part qualifications for priority groups and industries to assist individuals to upgrade their training and/or learn new skills for employment.

## By disadvantaged student group

**Table 32 Commencing, continuing and completed enrolments by disadvantaged student group (YTD: 1 January to 31 March 2016)**

Disadvantaged student group <sup>1</sup>	Commencements	Continuing	Completions
Aboriginal or Torres Strait Islanders	3,619	4,135	277
Students with disabilities	3,417	2,534	252
Humanitarian visa holders	139	54	6
Long-term unemployed	2,147	1,781	206
Students living in a regional area	8,114	8,270	680
Students living in a remote area	7,056	8,382	535

- 1 As a student may fall into one or more group this table does not include totals.

## By region

**Table 33 Commencing, continuing and completed enrolments by region (YTD: 1 January to 31 March 2016)**

Region <sup>1</sup>	Commencements	Continuing	Completions
Capital Region	760	822	63
Central Coast	1,749	1,904	138
Central West	1,748	1,655	114
Coffs Harbour–Grafton	1,041	1,361	97
Far West and Orana	737	804	38
Hunter Valley excluding Newcastle	1,363	2,000	108
Illawarra	1,651	1,551	162
Mid North Coast	1,655	1,825	116
Murray	391	397	12
New England and North West	986	1,832	85
Newcastle and Lake Macquarie	2,553	3,094	131
Richmond–Tweed	1,975	1,970	154

Region <sup>1</sup>	Commencements	Continuing	Completions
Riverina	1,164	1,167	102
Southern Highlands and Shoalhaven	706	714	106
Sydney	18,442	16,729	1,887
<b>Total</b>	<b>36,921</b>	<b>37,825</b>	<b>3,313</b>

1 For the area a region covers see Figure on page 32.

## By training provider type

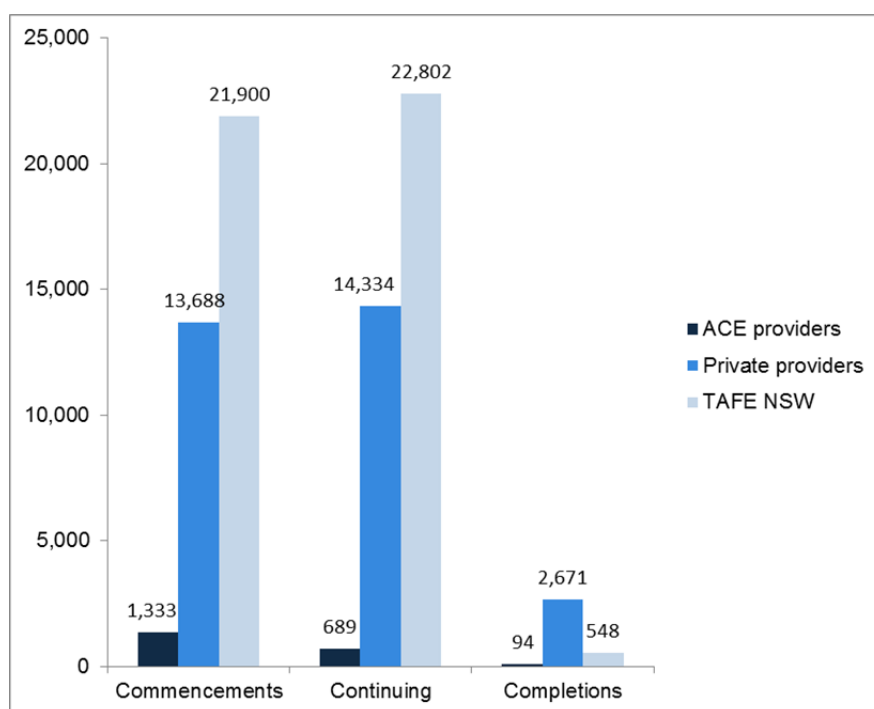


Figure 3 Commencing, continuing and completed enrolments by training provider type (YTD: 1 January to 31 March 2016)

## Students

A student may participate in more than one Smart and Skilled program, training provider or region.

## By Smart and Skilled program

Table 34 Number of students who commenced, continued and/or completed a qualification or accredited course under a Smart and Skilled program (YTD: 1 January to 31 March 2016)

Smart and Skilled program	Commencements	Continuing	Completions
Entitlement – Apprenticeships	3,886	9,832	37
Entitlement – Traineeships	3,641	7,629	979
Entitlement Foundation Skills	3,421	1,066	49
Entitlement Full Qualifications	19,146	13,554	1,413
Other (Full Qualifications) <sup>1</sup>	5	0	0
Targeted Priorities (TP) Full Qualifications	2,679	1,347	218
TP Prevocational and Part Qualifications – Part	146	131	17



Smart and Skilled program	Commencements	Continuing	Completions
Qualifications Pre-apprenticeship <sup>2</sup>			
TP Prevocational and Part Qualifications – Part Qualifications Pre-traineeship <sup>2</sup>	427	599	205
TP Prevocational and Part Qualifications – Part Qualifications Prevocational <sup>3</sup>	40	21	28
TP Prevocational and Part Qualifications – Targeted Skills <sup>4</sup>	2,907	3,206	349
<b>Overall unique student number<sup>5</sup></b>	<b>35,840</b>	<b>37,170</b>	<b>3,267</b>

- 1 The training falls under an existing Smart and Skilled program but could not be processed with the standard method.
- 2 Part qualifications that assist individuals to gain an apprenticeship or traineeship.
- 3 Part or full qualifications that assist individuals to gain employment or enrol in further education.
- 4 Part qualifications for priority groups and industries to assist individuals to upgrade their training and/or learn new skills for employment.
- 5 The overall unique student number is not a total.

## By region

**Table 35** Number of students who commenced, continued and/or completed a qualification or accredited course under a Smart and Skilled program by region (YTD: 1 January to 31 March 2016)

Region <sup>1</sup>	Commencements	Commencements as % of a region's population	Continuing	Completions
Capital Region	748	0.36	818	63
Central Coast	1,735	0.56	1,877	138
Central West	1,651	0.84	1,633	113
Coffs Harbour–Grafton	1,011	0.77	1,334	97
Far West and Orana	704	0.62	787	38
Hunter Valley excluding Newcastle	1,328	0.55	1,962	99
Illawarra	1,621	0.59	1,547	161
Mid North Coast	1,575	0.78	1,789	116
Murray	384	0.35	395	12
New England and North West	960	0.54	1,785	83
Newcastle and Lake Macquarie	2,495	0.73	3,063	131
Richmond–Tweed	1,805	0.79	1,906	154
Riverina	1,152	0.77	1,150	102
Southern Highlands and Shoalhaven	680	0.50	707	106
Sydney	18,119	0.41	16,531	1,858

- 1 For the area a region covers see Figure on page 32.

# Smart and Skilled Program

## By training provider type

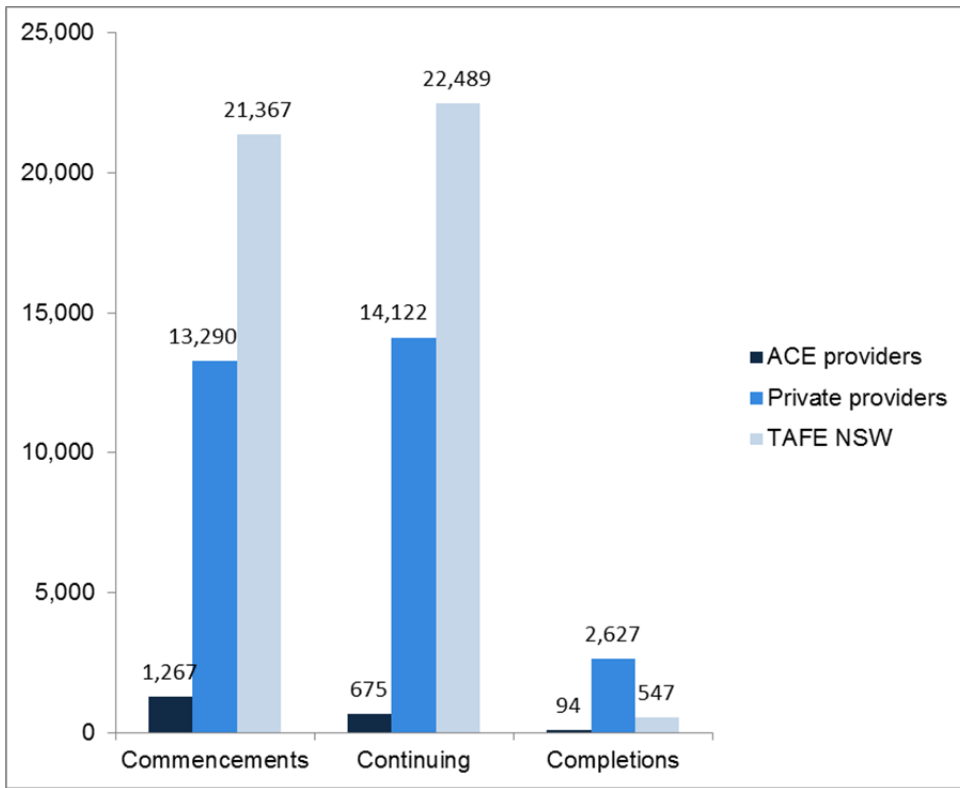


Figure 4 Number of students who commenced, continued and/or completed a qualification or accredited course by training provider type (YTD: 1 January to 31 March 2016)

## Smart and Skilled Program

### Smart and Skilled training providers

A 'Smart and Skilled training provider' means a registered training organisation the NSW Department of Industry has contracted to offer government-subsidised training under Smart and Skilled.

### By Smart and Skilled programs with regional approvals

**Table 36** Number of Smart and Skilled training providers with regional training delivery approvals by Smart and Skilled program (as at 31 March 2016)

Region <sup>1</sup>	No. of training providers approved for the Entitlement Full Qualifications Program	No. of training providers approved for the Targeted Priorities Full Qualification Program
Capital Region	47	39
Central Coast	53	49
Central West	41	29
Coffs Harbour–Grafton	36	19
Far West and Orana	33	21
Hunter Valley excluding Newcastle	45	38
Illawarra	56	48
Mid North Coast	32	23
Murray	20	11
New England and North West	51	29
Newcastle and Lake Macquarie	69	54
Richmond–Tweed	47	34
Riverina	36	30
Southern Highlands and Shoalhaven	40	31
Sydney	259	253

<sup>1</sup> For the area a region covers see Figure on page 32.

### By Smart and Skilled programs with statewide approvals

**Table 37** Number of Smart and Skilled training providers with statewide training delivery approvals by Smart and Skilled program (as at 31 March 2016)

Smart and Skilled program	Training providers
Entitlement Apprenticeships and Traineeships	406
Entitlement Foundation Skills	44

# Smart and Skilled Program

## Top 10 qualifications

### By commencements

**Table 38 Top 10 qualifications by commencements (YTD: 1 January to 31 March 2016)**

Qualification	Commencements
Certificate III in Early Childhood Education and Care	2,420
Certificate III in Individual Support	1,874
Certificate III in Business Administration	1,694
Certificate III in Hospitality	948
Certificate III in Carpentry	731
Certificate III in Information, Digital Media and Technology	663
Certificate II in Business	582
Certificate III in Retail Operations	550
Certificate III in Education Support	549
Certificate II in Animal Studies	521

### By continuing enrolments

**Table 39 Top 10 qualifications by continuing enrolments (YTD: 1 January to 31 March 2016)**

Qualification	Continuing
Certificate III in Early Childhood Education and Care	2,341
Certificate III in Hospitality	1,539
Certificate III in Carpentry	1,480
Certificate III in Electrotechnology Electrician	1,129
Certificate III in Commercial Cookery	1,026
Certificate III in Aged Care	862
Certificate III in Retail Operations	839
Certificate III in Plumbing	781
Certificate III in Light Vehicle Mechanical Technology	722
Certificate III in Business Administration	638

### By completions

**Table 40 Top 10 qualifications by completions (YTD: 1 January to 31 March 2016)**

Qualification	Completions
Certificate III in Hospitality	247

Qualification	Completions
Certificate III in Early Childhood Education and Care	242
Certificate II in Driving Operations	150
Certificate III in Aged Care	107
Certificate III in Business Administration <sup>1</sup>	105
Certificate III in Retail Operations	90
Certificate III in Warehousing Operations	87
Certificate III in Business Administration	74
Certificate II in Retail Services	66
Certificate II in Cleaning Operations	63

<sup>1</sup> This qualification (code BSB30415) supersedes and is equivalent to the Certificate III in Business (code BSB30412).

## Fee-Free Scholarships

Fee-Free Scholarships are part of the NSW Government's commitment under the Reskilling NSW strategy. The strategy provides \$48 million over four years for 200,000 Smart and Skilled concession-eligible 15 to 30 year olds. Fee-Free Scholarships are available to eligible students who undertake study with an approved Smart and Skilled training provider for a qualification from certificate level I to IV that is on the NSW Skills List, with priority giving to eligible social housing residents. Fee-Free Scholarships have been available since 1 July 2015.

# Smart and Skilled Program

## By region and training provider type

**Table 41 Number of Fee-Free Scholarships by region and training provider type (1 July 2015 to 31 March 2016)**

Region <sup>1</sup>	Fee-Free Scholarships	Training provider type	
		TAFE NSW	Private training provider
Capital Region	364	287	77
Central Coast	877	695	182
Central West	747	705	42
Coffs Harbour–Grafton	660	605	55
Far West and Orana	246	231	15
Hunter Valley excluding Newcastle	614	432	182
Illawarra	977	745	232
Mid North Coast	933	836	97
Murray	219	178	41
New England and North West	480	445	35
Newcastle and Lake Macquarie	1,226	1,004	222
Richmond–Tweed	853	747	106
Riverina	424	347	77
Southern Highlands and Shoalhaven	320	234	86
Sydney	8,034	6,638	1,396
<b>Total</b>	<b>16,974</b>	<b>14,129</b>	<b>2,845</b>

1 For the area a region covers see Figure on page 32.

## By region and selected student characteristics

**Table 42 Number of Fee-Free Scholarships by region and selected student characteristics (1 July 2015 to 31 March 2016)**

Region <sup>1</sup>	Male	Female	Living in social housing	Holds a humanitarian visa
Capital Region	118	246	41	1
Central Coast	278	599	87	–
Central West	230	516	66	–
Coffs Harbour–Grafton	283	377	31	10
Far West and Orana	93	153	14	–
Hunter Valley excluding Newcastle	216	397	52	1
Illawarra	433	544	135	10
Mid North Coast	334	599	29	–

Region <sup>1</sup>	Male	Female	Living in social housing	Holds a humanitarian visa
Murray	68	151	34	10
New England and North West	130	350	41	–
Newcastle and Lake Macquarie	531	694	146	7
Richmond–Tweed	362	491	23	0
Riverina	106	318	45	1
Southern Highlands and Shoalhaven	111	209	46	–
Sydney	3,173	4,860	930	129
<b>Total</b>	<b>6,466</b>	<b>10,504</b>	<b>1,720</b>	<b>169</b>

1 For the area a region covers see Figure on page 32.

## By region and age cohort

**Table 43** Number of Fee-Free Scholarships by region and age cohort (1 July 2015 to 31 March 2016)

Region <sup>1</sup>	15–19 years	20–24 years	25–30 years
Capital Region	157	127	80
Central Coast	387	298	192
Central West	297	258	192
Coffs Harbour–Grafton	280	218	161
Far West and Orana	96	98	52
Hunter Valley excluding Newcastle	245	237	132
Illawarra	383	385	209
Mid North Coast	424	302	207
Murray	95	66	58
New England and North West	178	170	132
Newcastle and Lake Macquarie	528	419	278
Richmond–Tweed	369	285	199
Riverina	167	153	104
Southern Highlands and Shoalhaven	129	119	72
Sydney	2,896	2,806	2,327
<b>Total</b>	<b>6,631</b>	<b>5,941</b>	<b>4,395</b>

1 For the area a region covers see Figure on page 32.

# Glossary

ACE	Adult and Community Education
Accredited vocational training	Education approved by the Australian Skills Quality Authority.
Active provider	A Smart and Skilled contracted training provider who has delivered training under their Smart and Skilled contract.
Adult and Community Education	A not-for profit, community-owned organisation with a primary focus on adult education. The ACE sector delivers courses relating to leisure, personal and community development, employment skills, preparation for VET and nationally recognised programs of study.
AEDO	Aboriginal Enterprise Development Officer Program
Apprentice	An employee who is party to an apprenticeship to learn a trade on-the-job under a qualified tradesperson and off-the-job with a registered training organisation.
Approval (training contract)	The official confirmation by Training Services NSW that an apprenticeship or traineeship has commenced with an employer.
Approved (training provider)	A training provider has been offered and has accepted a Smart and Skilled contract.
Approved qualification	A qualification that a training provider is approved to deliver under Smart and Skilled.
AQF	Australian Quality Framework
ASDB	The NSW Department of Industry's Aboriginal Services Database.
ATSI	Aboriginal or Torres Strait Islander
Australian Quality Framework	Defines the levels and types of qualifications for the non-school educational sector nationally.
Bert Evans Apprentice Scholarships	<p>These scholarships assist apprentices in NSW who have demonstrated:</p> <ul style="list-style-type: none"> <li>• hardship in their personal circumstances</li> <li>• an aptitude for VET that will lead them to complete their trade training successfully</li> <li>• a positive attitude and application in the workplace and in off-the-job training.</li> </ul> <p>A maximum of 50 scholarships are awarded annually, including 10 NSW Country Apprentice Scholarships.</p>
Commencement	Occurs when a student begins to participate in training for a qualification or accredited course; or, for a subject-only enrolment, begins to participate in a module or unit of competency that is scheduled to be completed in the current year.
Commitment	Represents a commitment by government to subsidise a training provider for the cost of training an approved prospective student in an approved qualification, accredited course or subject-only enrolment.

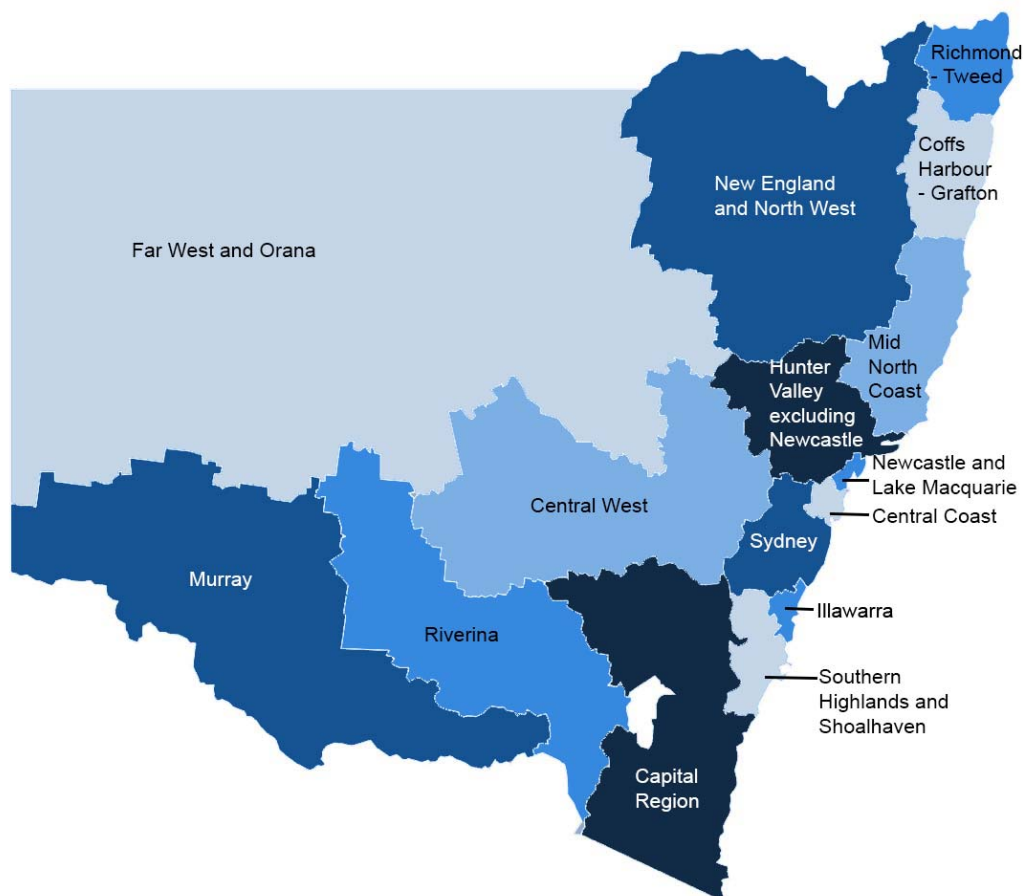


Community service obligation (CSO)	A service with an identifiable community or social benefit that cannot be supplied under commercial costs and conditions, and that government subsidises.
Continuing	A student who is continuing training for a qualification or accredited course in a subsequent year to the commencement year and who is still training at the time of this report; or, for a subject-only enrolment, an enrolment in a module or unit of competency that is scheduled to be completed in a future year.
Completion	A student who has successfully completed a qualification or accredited course; or, for a subject-only enrolment, has completed a module or unit of competency.
CSO	Community service obligation
Disadvantaged student group	A student who falls into one or more equity categories of: being an Aboriginal or Torres Strait Islander, being disabled, being a humanitarian visa holder, being long-term unemployed, or living in a regional or remote area.
Enrolment	The engagement and participation of a student in an approved qualification, accredited course or subject-only training.
Existing worker trainee	A long-term employee (greater than three months full time or 12 months part time) who is party to a traineeship to learn a recognised vocation on-the-job under supervision and off-the-job with a training provider.
Fee for service	A VET qualification or accredited course that is not subsidised by government (a student or their employer pays the full fee for the training).
Fee-Free Scholarships	Part of the NSW Government's commitment under the Reskilling NSW strategy. It provides \$48 million over four years for 200,000 Smart and Skilled concession-eligible 15 to 30 year olds. Scholarships are available to eligible students who undertake study with an approved Smart and Skilled training provider for a qualification from Certificate level I to IV that is on the NSW Skills List, with priority giving to eligible social housing residents.
FY	Financial year
Jobs of Tomorrow Scholarships	Part of the NSW Government's commitment under the Reskilling NSW strategy which provides \$25 million over four years for 25,000 scholarships for students to undertake selected VET qualifications in science, technology, engineering and mathematics (STEM). In each calendar year, the first 6,250 eligible students who apply and have their enrolment confirmed will be offered a scholarship.
IVETS	The NSW Department of Industry's Integrated Vocational Education and Training Services database.
NCAP	New Careers for Aboriginal People Program
NCVER	National Centre for Vocational Education Research
New entrant trainee	An employee who is party to a traineeship to learn a recognised vocation on-the-job under supervision and off-the-job with a training provider.

Non-accredited vocational training	Education with a vocational intent that is non-assessable and not recognised under the AQF.
NSW Ageing Strategy	NSW Government commitment to support seniors in the community with a range of programs and initiatives.
OLiV	The NSW Department of Industry's On Line Validation System.
Private training provider	A non-TAFE training provider that is registered with the Australian Skills Quality Authority, and can deliver nationally recognised courses and award AQF VET qualifications.
Qualification	A nationally recognised qualification under the Australian Qualifications Framework (AQF).
Recognition of prior learning	An individual has shown evidence to a training provider that they have acquired a skill or knowledge through their work experience or prior formal training and the training provider has awarded them a part or full qualification without the need for further study.
Region	There are 15 training regions (which are based on Australian Bureau of Statistics SA4 level). See Figure on page 32.
Regional	A classification of a student's residence using the Australian Bureau of Statistics Accessibility/Remoteness Index of Australia.
Registered training organisation (RTO)	An training provider that is registered with the Australian Skills Quality Authority – which allows them to deliver nationally courses and award AQF VET qualifications.
Remote	A classification of a student's residence using the Australian Bureau of Statistics Accessibility/Remoteness Index of Australia.
Reskilling NSW strategy	An NSW Government initiative to help individuals get a job by giving them access to VET.
Returned (contract)	A training provider that has chosen to withdraw from its Smart and Skilled contract.
Smart and Skilled	The NSW Government's initiative to create a successful contestable VET market in NSW, and achieve the goals of VET reform and the skill priorities of NSW.
Smart and Skilled program	A subset of Smart and Skilled government-subsidised training with specific characteristics.
Status (training provider)	Indicates whether a Smart and Skilled training provider's contract has been approved, suspended, returned or terminated.
Student	A participant in training. Student count is the number of unique students in a cohort, or in a total.
Subject-only enrolment	An enrolment in a module or unit of competency that is not intended to lead to the issue of a qualification or accredited course.
Suspended (training provider)	A training provider's Smart and Skilled contract has been temporarily suspended for one or more breaches of contract conditions.
TAFE NSW	The NSW Government's public training provider of VET in NSW.

Tech Savvy Seniors Program	A joint NSW Government and Telstra initiative that provides grants to ACE providers to deliver training in the use of smart technologies to people over 60 years of age.
Terminated (training provider)	A training provider's Smart and Skilled contract has been terminated for one or more breaches of contract conditions.
Total VET activity	All accredited VET activity from all training providers (unless granted an exemption) in accordance with the National VET Provider Collection Data Requirements Policy.
Trade	The occupation to which an apprenticeship leads.
Training contract	The mutual agreement between an employer and apprentice or trainee.
Training contract type	A training contract can be either an apprenticeship, an existing worker traineeship or a new entrant traineeship.
Training provider	A training provider that is registered with the Australian Skills Quality Authority, and can deliver nationally recognised courses and award AQF VET qualifications.
VET	Vocational education and training
VET FEE-HELP	An Australian Government income-contingent loan scheme for VET students. A loan covers a student's fees. The student is only required to pay back the loan when their income reaches a set level.
Vocation	The occupation to which a traineeship leads.
Vocational Training Assistance	Provided through the Vocational Training Assistance Scheme (VTAS) – a program that provides eligible apprentices and trainees with monetary assistance to attend off-the-job training during the term of their apprenticeship or traineeship. Existing worker trainees are ineligible to claim vocational training assistance. Current rates for travel are 12 cents per kilometre and \$28 per night for accommodation, and a one-off payment of up to \$2,000 for a student who has to relocate.
VTAS	Vocational Training Assistance Scheme
Woman in non-traditional trades	Currently, 167 out of a total 1,211 trades are considered to be non-traditional trades for women. Examples include Certificate III in Aeroskills (Mechatronics) and Certificate III in Solid Plastering.
YTD	Year to date

# NSW training regions



**Figure 5 Training regions in NSW**

**Table 44 Major towns or areas for each region**

This region...	Includes...
Capital Region	Goulburn, Yass, Queanbeyan, the Snowy Mountains and the South Coast
Central Coast	Brooklyn, Davistown, Terrigal, The Entrance, Wyong and Gosford
Central West	Bathurst, Lachlan Valley, Lithgow, Mudgee and Orange
Coffs Harbour–Grafton	Coffs Harbour and the Clarence Valley
Far West and Orana	Bourke, Cobar, Coonamble, Broken Hill and Dubbo
Hunter Valley excluding Newcastle	Lower and Upper Hunter, Maitland and Port Stephens
Illawarra	Wollongong, Shellharbour and Kiama
Mid North Coast	Great Lakes, Kempsey, Nambucca, Lord Howe Island, Port Macquarie, Taree and Gloucester

This region...	Includes...
Murray	Upper and Lower Murray, and Albury
Newcastle and Lake Macquarie	Newcastle and Lake Macquarie
New England and North West	Armidale, Inverell, Moree, Inverell, Tenterfield, Moree, Narrabri, Tamworth and Gunnedah
Richmond–Tweed	Richmond Valley and Tweed Valley
Riverina	Griffith, Tumut and Wagga Wagga
Southern Highlands and Shoalhaven	Mittagong, Bowral, Nowra and Ulladulla
Sydney	Sydney and the Blue Mountains