

Performance of NSW VET programs: monthly report

March 2017

Published by the Department of Industry, Skills and Regional Development. First published July 2017

© State of New South Wales through Department of Industry, Skills and Regional Development 2017

This publication is under copyright. You may download, display, print and reproduce this material provided that the wording is reproduced exactly, the source is acknowledged, and the copyright, update address and disclaimer notice are retained. To copy, adapt, publish, distribute or commercialise any of this publication you will need to seek permission from the Department of Industry, Skills and Regional Development.

Disclaimer: The information contained in this publication is based on knowledge and understanding at the time of writing (June 2017). However, because of advances in knowledge, users are reminded of the need to ensure that the information upon which they rely is up to date and to check the currency of the information with the appropriate officer of the Department of Industry, Skills and Regional Development or the user's independent advisor.

Contents

About this report	4
National VET activity data	5
VET activity data from NCVET	5
Enrolments by qualification level	5
Performance of NSW VET programs	7
Aboriginal programs and services	7
Elsa Dixon Aboriginal Employment Program	7
Aboriginal Enterprise Development Officer Program	8
New Careers for Aboriginal People Program	8
The Way Ahead for Aboriginal People Program	8
Adult and Community Education programs	9
Qualification enrolments by funding source	9
Subject-only enrolments by funding source	10
Community service obligations funded enrolments in qualifications	11
CSO-funded students doing qualifications	12
CSO-funded subject-only enrolments	13
CSO-funded students doing subjects only	14
Apprenticeships and traineeships	15
Training contract approvals for apprenticeships and traineeships	15
Top five apprenticeships and traineeships by training contract approvals	18
Apprentices and trainees in training	19
Training contract completion rates for apprenticeships and traineeships	19
Bert Evans Apprentice Scholarships	20
Smart and Skilled Program	21
Enrolments	21
Students	24
Smart and Skilled training providers	26
Top 10 qualifications	27
Fee-Free Scholarships	28
Glossary	30
NSW training regions	33

About this Report

This is a monthly report on the performance of NSW vocational education and training (VET) programs and follows the introduction of the NSW Government's Smart and Skilled reform in January 2015. The Department of Industry, Skills and Regional Development publishes this report regularly in line with the NSW Government's commitment to transparency.

The completeness of the report's data and information will improve over time as training providers adjust to new reporting requirements.

When interpreting the report's data care must be taken because:

- There are overlaps between different data sets (e.g. apprenticeship data appears in both the Apprenticeship and Traineeship section, and in the Smart and Skilled section).
- Data may have breaks or adjustments in the time series.
- Some data relates to the year to date (YTD) and previous YTD, but other data may relate to a calendar or financial year.

The Glossary explains terms the report uses and a map of training regions please see the table of contents for its location.

National VET activity data

The National Centre for Vocational Education Research (NCVER) is responsible for collecting, managing, analysing, evaluating and communicating research and statistics about vocational education and training (VET) nationally on behalf of the Commonwealth and state and territory ministers responsible for VET.

VET activity data from NCVER

Enrolments by qualification level

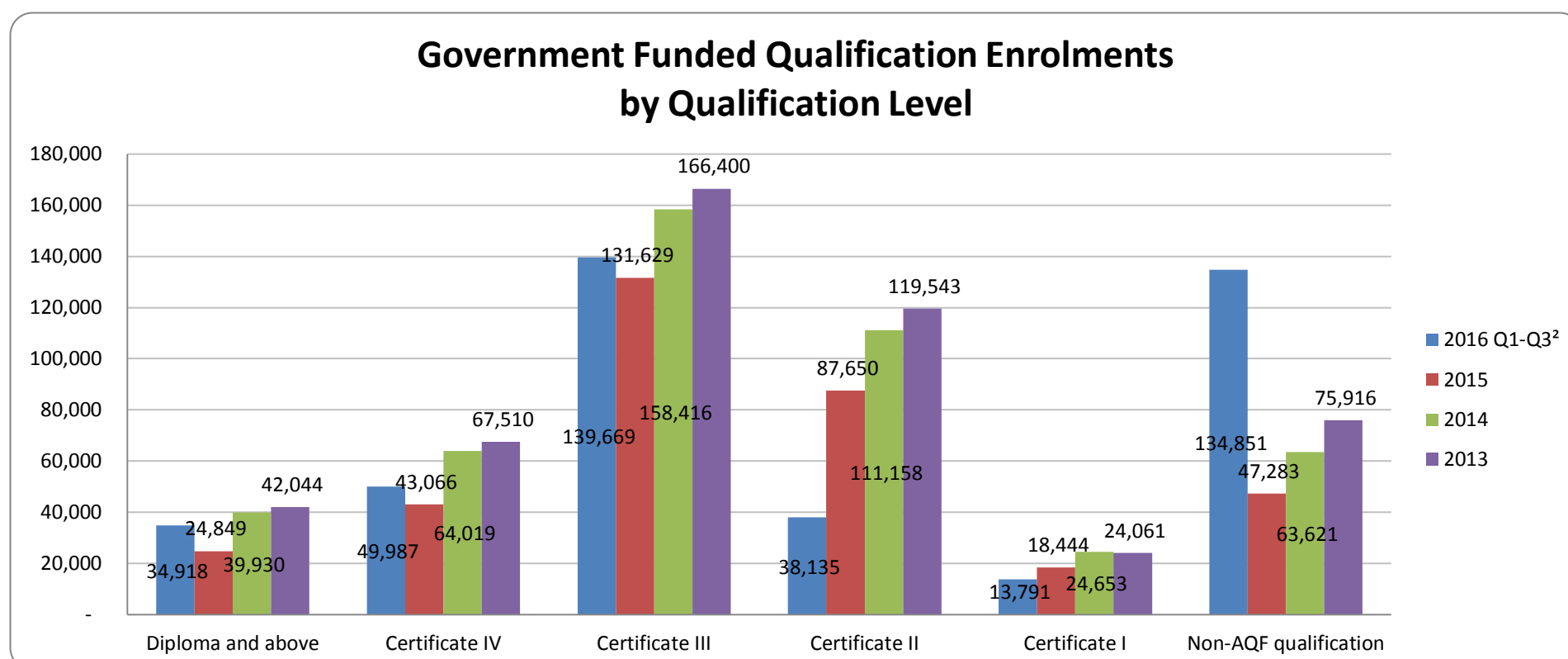
NSW Government-funded enrolments

Table 1 NSW Government-funded enrolments by qualification level¹
For calendar year period
Extracted March 2017
Source: NCVER's VOCStats

Qualification level	2016 Q1-Q3 ²	2015	2014	2013
Diploma and above	34,918	24,849	39,930	42,044
Certificate IV	49,987	43,066	64,019	67,510
Certificate III	139,669	131,629	158,416	166,400
Certificate II	38,135	87,650	111,158	119,543
Certificate I	13,791	18,444	24,653	24,061
Non-AQF qualification	134,851	47,283	63,621	75,916
Total	411,351	352,921	461,797	495,474

¹ Government-funded activity is classified as 'NSW' by the funding body.
² Q1-Q3 refers to Jan to Sep data.

Figure 1 NSW Government-funded enrolments by qualification level¹
For calendar year period
Extracted March 2017
Source: NCVER's VOCStats



Total NSW VET Activity

Total NSW VET activity is an estimate of all accredited VET training activity in NSW in 2014 – it includes government-subsidised training and fee-for-service training. NCVET noted that the publication of this data for the first time in 2015 was affected by incompleteness because 2014 was a transition year.

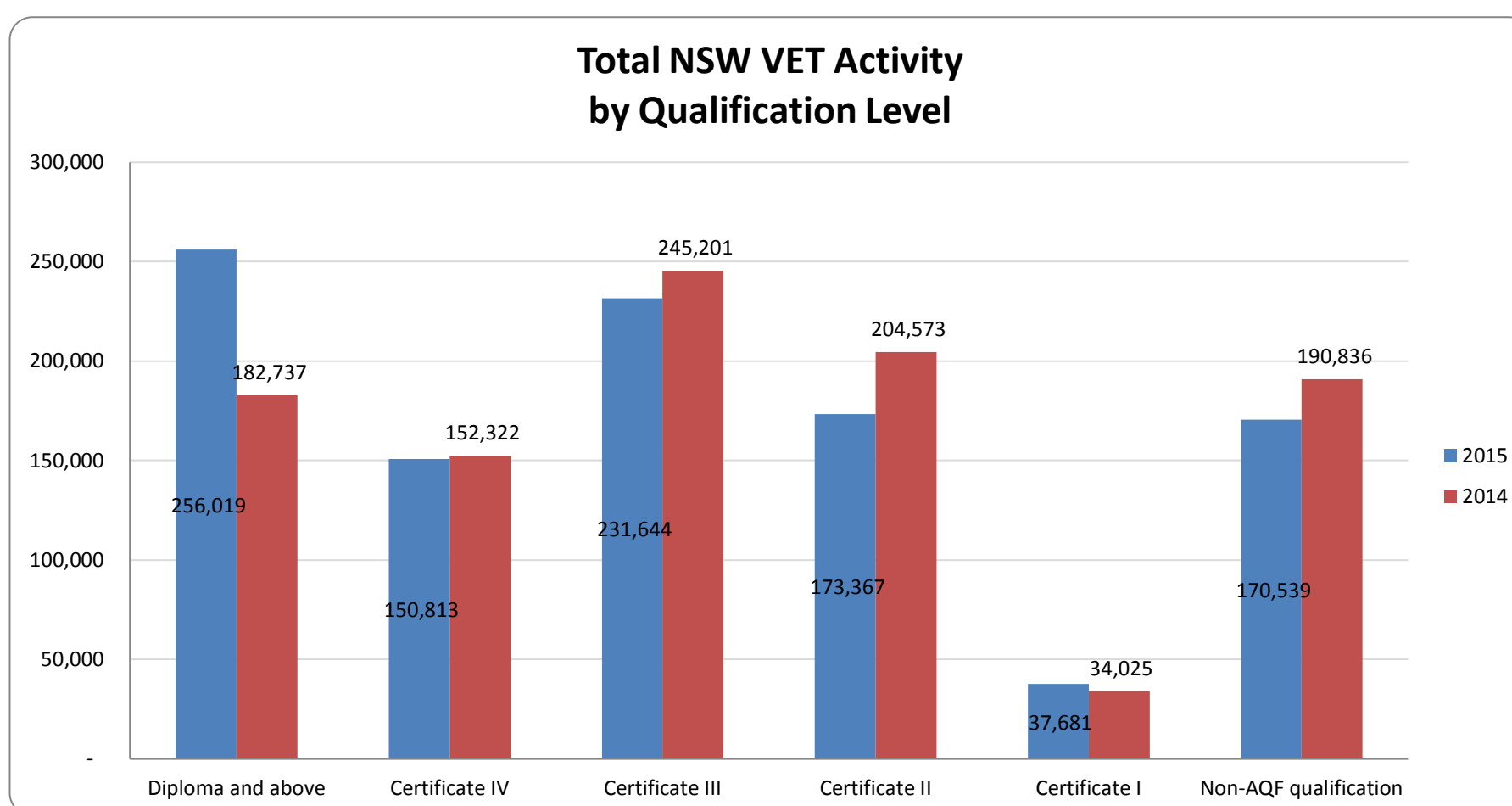
Source: NCVET

Table 2 Total NSW VET activity by qualification level
For Period 2014 and 2015 calendar year
Extracted March 2017
Source: NCVET's VOCStats

Qualification level	2015	2014
Diploma and above	256,019	182,737
Certificate IV	150,813	152,322
Certificate III	231,644	245,201
Certificate II	173,367	204,573
Certificate I	37,681	34,025
Non-AQF qualification	170,539	190,836
Total	1,020,063	1,009,694

1 Total VET activity is classified as 'NSW' by delivery location.

Figure 2 Total NSW VET activity by qualification level
For Period calendar year
Extracted 31 March 2017
Source: NCVET's VOCStats



Performance of NSW VET programs

Aboriginal programs and services

Elsa Dixon Aboriginal Employment Program

The Elsa Dixon Aboriginal Employment Program provides annual funding to organisations to support Aboriginal education, employment and training by:

- subsidising the salary, development and support costs of Aboriginal employees in a public service agency or local council
- funding innovative community projects
- supporting work experience for Aboriginal students in their final year of a degree or post-degree course.

Table 3 NSW Government-sector positions funded by the Elsa Dixon Aboriginal Employment Program by financial year
For Period (1 July 2016 to 31 March 2017)
Extracted 31 March 2017 (Supplied date)
Source: NSW Department of Industry

Position funded	2016–17 ¹	2015–16
Graduate position	-	-
Permanent position	-	-
School-based position	96	117
Temporary position	-	-
Total	96	117

Table 4 Partnerships funded by the Elsa Dixon Aboriginal Employment Program by financial year
For Period (1 July 2016 to 31 March 2017)
Extracted 31 March 2017 (Supplied date)
Source: NSW Department of Industry

Position funded	2016–17 ¹	2015–16
Partnerships	-	-

¹ The period covered is from 1 July 2016 to 31 March 2017.

Aboriginal programs and services

Aboriginal Enterprise Development Officer Program

The Aboriginal Enterprise Development Officer (AEDO) Program is a free program for Aboriginal people considering starting up their own business or expanding their current business.

Table 5 Outcomes for the Aboriginal Enterprise Development Officer Program by financial year
For Period (1 July 2016 to 31 March 2017)
Extracted 31 March 2017 (Supplied date)
Source: NSW Department of Industry

	2016–17 ¹	2015–16
AEDO projects funded	7	7
AEDO new businesses established	38	42
Aboriginal employment positions created	58	50

¹ The period covered is from 1 July 2016 to 31 March 2017.

New Careers for Aboriginal People Program

The New Careers for Aboriginal People (NCAP) Program is a free program for Aboriginal people seeking employment and training advisory support services.

Table 6 Outcomes for the New Careers for Aboriginal People Program by financial year
For Period (1 July 2016 to 31 March 2017)
Extracted 31 March 2017 (Supplied date)
Source: NSW Department of Industry

	2016–17 ¹	2015–16
NCAP projects funded ²	13	13
NCAP employment outcomes ³	747	842
NCAP training outcomes ⁴	665	1,066

¹ The period covered is from 1 July 2016 to 31 March 2017.

² Refers to not-for-profit, community-owned organisations that deliver the NCAP Program.

³ Number of individuals placed in employment and still in employment after three months.

⁴ Number of individuals who have completed an accredited training course or qualification.

The Way Ahead for Aboriginal People Program

The Way Ahead for Aboriginal People Program provides mentoring services for Aboriginal apprentices and trainees who need additional support in the workplace. Mentors are chosen because of their experience and acceptance within Aboriginal communities.

Source: NSW Department of Industry.

Table 7 Outcomes for The Way Ahead for Aboriginal People Program by financial year
For Period (1 July 2016 to 31 March 2017)
Extracted 31 March 2017 (Supplied date)
Source: NSW Department of Industry

	2016–17 ¹	2015–16
Apprentices mentored	157	197
Trainees mentored	291	700
School-based apprentices or trainees mentored	214	277
Total	662	1,174

¹ The period covered is from 1 July 2016 to 31 March 2017.

Adult and Community Education programs

Adult and Community Education (ACE) training providers are not-for-profit, community-owned organisations with a primary focus on adult education. The ACE sector delivers courses relating to leisure, personal and community development, employment skills, preparation for VET and nationally recognised programs of study.

ACE data is collected quarterly and the most recent data available is the period January to March 2017.

Qualification enrolments by funding source

By commencements, continuing enrolments and completions

Table 8 Commencing, continuing and completed enrolments in qualifications by funding source
For Period (1 January 2017 to 31 March 2017)
Extracted 1 June 2017
Source: NSW Department of Industry's On Line Validation System (OLiV)

Funding source	Commencements	Continuing	Completions
Community service obligation (Smart and Skilled) ¹	520	290	29
Other government funding ² excluding Smart and Skilled ¹	709	378	118
Fee for service ¹	247	473	70
Total	1,476	1,141	217

¹ Includes part qualifications.

² Includes funding from the NSW Government and the Australian Government.

By number of students

Table 9 Number of students who commenced, continued and/or completed their enrolment in a qualification by funding source
For Period (1 January 2017 to 31 March 2017)
Extracted 1 June 2017
Source: NSW Department of Industry's On Line Validation System (OLiV)

Funding source ¹	Commencements	Continuing	Completions
Community service obligation (Smart and Skilled) ²	446	267	26
Other government funding excluding Smart and Skilled ²	656	350	116
Fee for service ²	244	384	66

¹ As a student may fall into one or more funding group this table does not include totals.

² Includes part qualifications.

Adult and Community Education programs

Subject-only enrolments by funding source

Subject-only enrolments include both accredited and non-accredited vocational training. However, all subjects delivered must be nationally approved with vocational intent (i.e. supporting employment outcomes), with no more than 20 per cent in non-accredited courses.

By commencements, continuing enrolments and completions

Table 10 Commencements, continuing enrolments and completions for subjects-only enrolments by funding source
For Period (1 January 2017 to 31 March 2017)
Extracted 1 June 2017
Source: NSW Department of Industry's On Line Validation System (OLiV)

Funding source	Commencements	Continuing	Completions ¹
Community service obligation (Smart and Skilled)	5,122	4,728	4,307
Other government funding ² excluding Smart and Skilled	879	203	836
Fee for service	11,735	473	11,326
Total	17,736	5,404	16,469

¹ Completion is where an enrolled student either:
- achieved competency achieved/passed
- was granted recognition of prior learning
- was deemed to have satisfactorily completed a non-assessable enrolment

² A subset of 'other government-funded activity' is the Tech Savvy Seniors Program which contributes to the NSW Ageing Strategy. In the

By number of students

Table 11 Number of students who commenced, continued and/or completed subject-only enrolments by funding source
For Period (1 January 2017 to 31 March 2017)
Extracted 1 June 2017
Source: NSW Department of Industry's On Line Validation System (OLiV)

Funding source ¹	Commencements	Continuing	Completions ²
Community service obligation (Smart and Skilled)	2,135	1,191	1,965
Other government funding ³ excluding Smart and Skilled	517	68	501
Fee for service	8,891	298	8,654

¹ As a student may fall into one or more funding group this table does not include totals.

² Completion is where an enrolled student either:
- achieved competency achieved/passed
- was granted recognition of prior learning
- was deemed to have satisfactorily completed a non-assessable enrolment

³ A subset of 'other government-funded activity' is the Tech Savvy Seniors Program which contributes to the NSW Ageing Strategy. In the reported period, there were 1,933 individual students enrolled in 6,096 subject-only enrolments.

Adult and Community Education programs

Community service obligations (CSO) funded enrolments in qualifications

By region

Table 12 Commencing, continuing and completed community service obligations (CSO) funded enrolments in qualifications by region
For Period (1 January 2017 to 31 March 2017)
Extracted 1 June 2017
Source: NSW Department of Industry's On Line Validation System (OLiV)

Region ¹	Commencements	Continuing	Completions
Capital Region	-	-	-
Central Coast	1	4	-
Central West	-	1	-
Coffs Harbour–Grafton	43	1	1
Far West and Orana	18	131	3
Hunter Valley excluding Newcastle	26	1	-
Illawarra	2	3	-
Mid North Coast	25	-	-
Murray	26	14	6
New England and North West	43	22	-
Newcastle and Lake Macquarie	4	1	-
Richmond–Tweed	20	1	-
Riverina	43	40	10
Southern Highlands and Shoalhaven	25	-	-
Sydney	234	64	9
Unknown ²	10	7	-
Total	520	290	29

¹ For the area a region covers see Figure 10 on page 39.

² The postcode of a student's home address was not recorded.

By disadvantaged student group

Table 13 Commencing, continuing and completed CSO-funded enrolments in qualifications by disadvantaged student group
For Period (1 January 2017 to 31 March 2017)
Extracted 1 June 2017
Source: NSW Department of Industry's On Line Validation System (OLiV)

Disadvantaged student group ¹	Commencements	Continuing	Completions
Aboriginal or Torres Strait Islanders	82	58	5
Students with disabilities	172	81	10
Students living in a regional area	111	10	3
Students living in a remote area	181	204	18

¹ As a student may fall into one or more group this table does not include totals.

Adult and Community Education programs

Community service obligations (CSO) funded students doing qualifications

By region

Table 14 Number of CSO-funded students who commenced, continued and/or completed qualifications by region
For Period (1 January 2017 to 31 March 2017)
Extracted 1 June 2017
Source: NSW Department of Industry's On Line Validation System (OLiV)

Region ¹	Commencements	Continuing	Completions
Capital Region	-	-	-
Central Coast	1	4	-
Central West	-	1	-
Coffs Harbour–Grafton	42	1	1
Far West and Orana	18	111	3
Hunter Valley excluding Newcastle	26	1	-
Illawarra	2	3	-
Mid North Coast	25	-	-
Murray	26	14	6
New England and North West	43	22	-
Newcastle and Lake Macquarie	4	1	-
Richmond–Tweed	20	1	-
Riverina	43	40	9
Southern Highlands and Shoalhaven	16	-	-
Sydney	170	64	7
Unknown ²	10	4	-
Total	446	267	26

¹ For the area a region covers see Figure 10 on page 39.

² The postcode of a student's home address was not recorded.

By disadvantaged student group

Table 15 Number of CSO-funded students who commenced, continued and/or completed qualifications by disadvantaged student group
For Period (1 January 2017 to 31 March 2017)
Extracted 1 June 2017
Source: NSW Department of Industry's On Line Validation System (OLiV)

Disadvantaged student group ¹	Commencements	Continuing	Completions
Aboriginal or Torres Strait Islanders	73	50	5
Students with disabilities	149	74	8
Students living in a regional area	100	10	3
Students living in a remote area	181	184	17

¹ As a student may fall into one or more group this table does not include totals.

Adult and Community Education programs

Community service obligations (CSO) funded subject-only enrolments

By region

Table 16 Commencing, continuing and completed CSO-funded enrolments for subjects only by region
For Period (1 January 2017 to 31 March 2017)
Extracted 1 June 2017
Source: NSW Department of Industry's On Line Validation System (OLIV)

Region ¹	Commencements	Continuing	Completions
Capital Region	83	106	82
Central Coast	45	219	25
Central West	387	113	378
Coffs Harbour–Grafton	386	390	368
Far West and Orana	188	10	177
Hunter Valley excluding Newcastle	166	175	67
Illawarra	110	307	101
Mid North Coast	342	683	313
Murray	1	-	1
New England and North West	688	86	639
Newcastle and Lake Macquarie	48	270	46
Richmond–Tweed	1,115	755	1,029
Riverina	309	143	128
Southern Highlands and Shoalhaven	43	135	25
Sydney	1,171	1,266	890
Unknown ²	40	70	38
Total	5,122	4,728	4,307

¹ For the area a region covers see Figure 10 on page 39.

² The postcode of a student's home address was not recorded.

By disadvantaged student group

Table 17 Number of CSO-funded students who commenced, continued and/or completed enrolments in subjects only by disadvantaged student group
For Period (1 January 2017 to 31 March 2017)
Extracted 1 June 2017
Source: NSW Department of Industry's On Line Validation System (OLIV)

Disadvantaged student group ¹	Commencements	Continuing	Completions
Aboriginal or Torres Strait Islanders	823	933	689
Students with disabilities	936	1,163	720
Students living in a regional area	1,579	1,789	1,427
Students living in a remote area	2,251	1,090	1,908

¹ As a student may fall into one or more group this table does not include totals.

Adult and Community Education programs

Community service obligations (CSO) funded students doing subjects only

By region

Table 18 Number of CSO-funded students who commenced, continued and/or completed enrolments in subjects only by region
For Period (1 January 2017 to 31 March 2017)
Extracted 1 June 2017
Source: NSW Department of Industry's On Line Validation System (OLiV)

Region ¹	Commencements	Continuing	Completions
Capital Region	53	30	52
Central Coast	18	47	13
Central West	201	41	200
Coffs Harbour–Grafton	154	95	148
Far West and Orana	102	1	99
Hunter Valley excluding Newcastle	71	40	52
Illawarra	78	71	75
Mid North Coast	185	192	179
Murray	1	-	1
New England and North West	364	22	350
Newcastle and Lake Macquarie	21	91	21
Richmond–Tweed	403	255	376
Riverina	104	25	67
Southern Highlands and Shoalhaven	17	31	12
Sydney	350	236	308
Unknown ²	13	14	12
Total	2,135	1,191	1,965

¹ For the area a region covers see Figure 10 on page 39.

² The postcode of a student's home address was not recorded.

By disadvantaged student group

Table 19 Number of CSO-funded students who commenced, continued and/or completed enrolments in subjects only by disadvantaged student group
For Period (1 January 2017 to 31 March 2017)
Extracted 1 June 2017
Source: NSW Department of Industry's On Line Validation System (OLiV)

Disadvantaged student group ¹	Commencements	Continuing	Completions
Aboriginal or Torres Strait Islanders	333	237	297
Students with disabilities	422	326	371
Students living in a regional area	682	536	634
Students living in a remote area	1,031	270	959

¹ As a student may fall into one or more group this table does not include totals.

Apprenticeships and traineeships

Training contract approvals for apprenticeships and traineeships

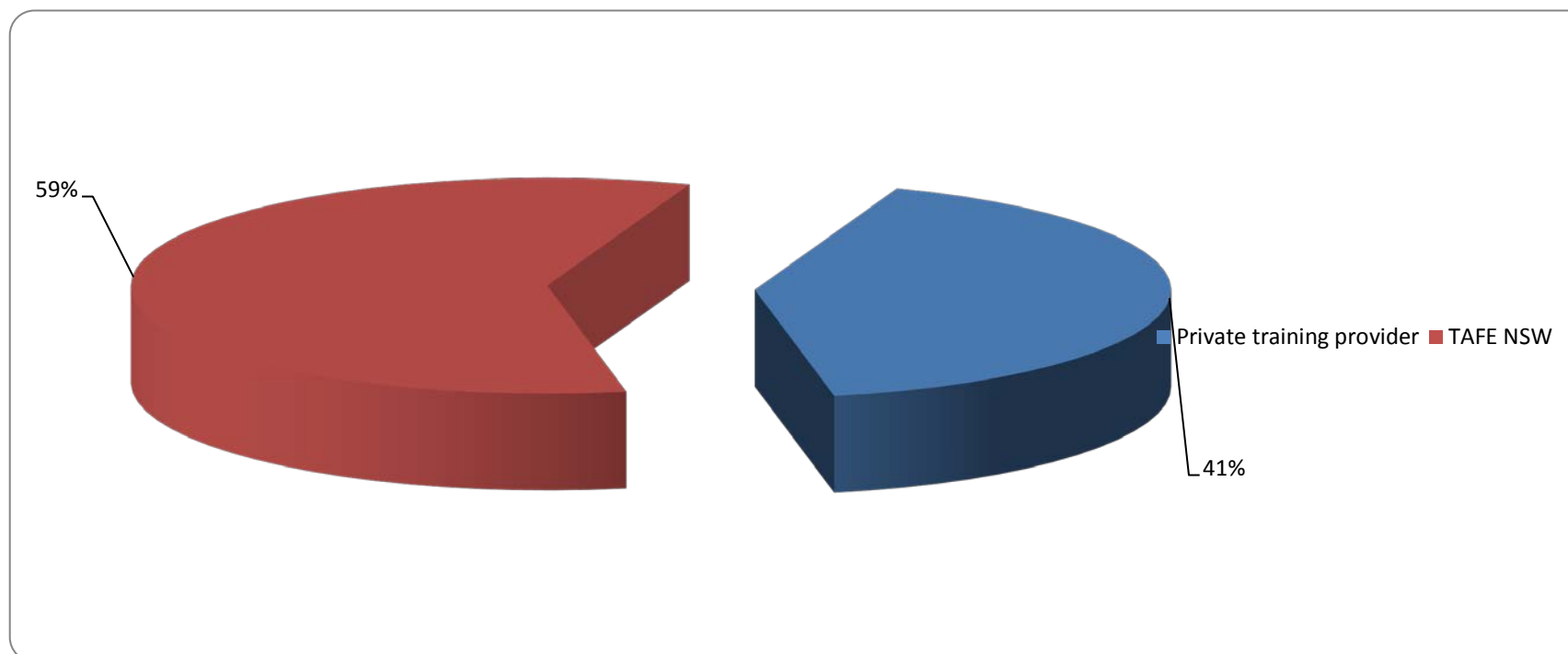
By training provider type

Table 20 Training contract approvals by training provider type
 For Period YTD: 1 January to 31 March 2017; previous YTD: 1 January to 1 March 2016; and 2016 calendar year
 Extracted 1 April 2017
 Source: The NSW Department of Industry's Integrated Vocational Education and Training System (IVETS).

Training provider type	YTD	Previous YTD	Previous CY
Private training provider	6,061	6,572	26,910
TAFE NSW	8,579	7,954	22,103
Unknown ¹	-	-	-
Total	14,640	14,526	49,013

¹ Interstate public training providers who have training contracts with NSW-based apprentices.

Figure 3 Training contract approval by training provider type (YTD: 1 January to 31 March 2017)
 For Period YTD: 1 January to 31 March 2017; previous YTD: 1 January to 1 March 2016; and 2016 calendar year
 Extracted 1 April 2017
 Source: The NSW Department of Industry's Integrated Vocational Education and Training System (IVETS).



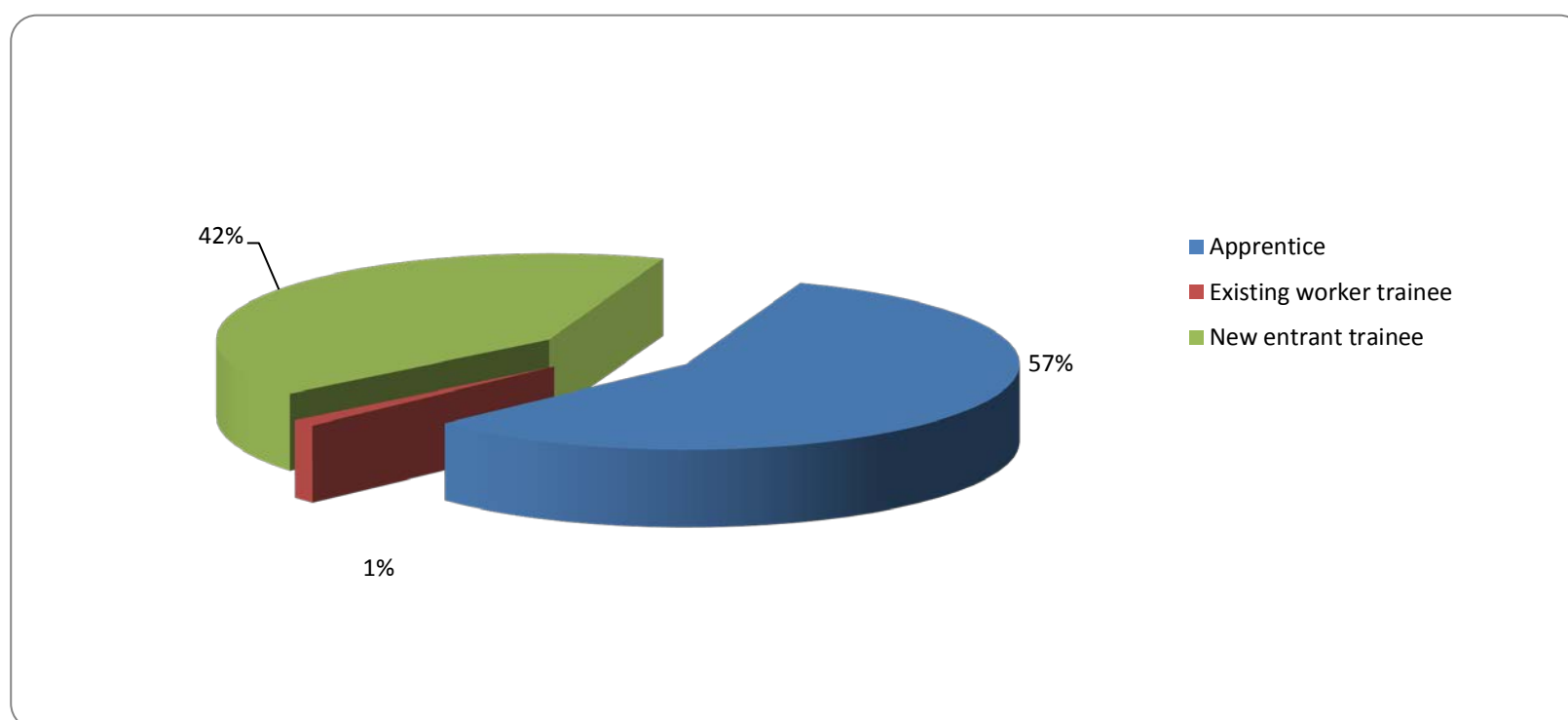
Apprenticeships and traineeships

By student type

Table 21 Training contract approvals by student type
For Period YTD: 1 January to 31 March 2017; previous YTD: 1 January to 1 March 2016; and 2016 calendar year
Extracted 1 April 2017
Source: The NSW Department of Industry's Integrated Vocational Education and Training System (IVETS).

Student type	YTD	Previous YTD	Previous CY
Apprentice	8,398	7,644	21,832
Existing worker trainee	186	381	1,206
New entrant trainee	6,056	6,501	25,975
Total	14,640	14,526	49,013

Figure 4 Training contract approvals by student type
For Period YTD: 1 January to 31 March 2017
Extracted 1 April 2017
Source: The NSW Department of Industry's Integrated Vocational Education and Training System (IVETS).



By disadvantaged student group

Table 22 Training contract approvals by disadvantaged student group
For Period YTD: 1 January to 31 March 2017; previous YTD: 1 January to 1 March 2016; and 2016 calendar year
Extracted 1 April 2017
Source: The NSW Department of Industry's Integrated Vocational Education and Training System (IVETS).

Disadvantaged student group ¹	YTD	Previous YTD	Previous CY
Aboriginal or Torres Strait Islanders	917	736	2,947
Students with disabilities	371	353	1,307
Students living in a regional area	3,084	2,957	10,139
Students living in a remote area	3,105	2,948	9,875
Women in non-traditional trades	322	291	958

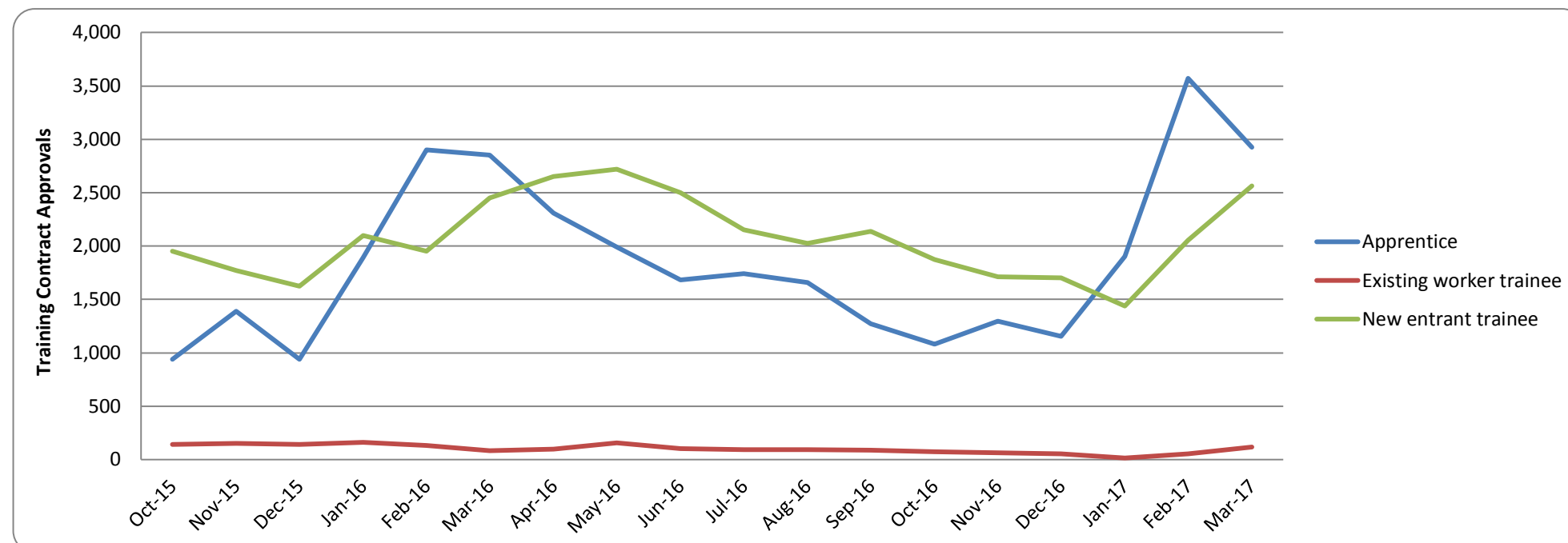
¹ As a student may fall into one or more group this table does not include totals. Also, data is not collected about individuals on a training contract who hold a humanitarian visa or are long-term unemployed.

Apprenticeships and traineeships

By month (for previous 18 months)

Figure 5 Training contract approvals by month
For Period previous 18 months
Extracted 1 April 2017

Source: The NSW Department of Industry's Integrated Vocational Education and Training System (IVETS).



By region

Table 23 Training contract approvals by region
For Period YTD: 1 January to 31 March 2017; previous YTD: 1 January to 1 March 2016; and 2016 calendar year
Extracted 1 April 2017
Source: The NSW Department of Industry's Integrated Vocational Education and Training System (IVETS).

Region ¹	YTD	Approvals as % of a region's population (YTD)	Previous YTD	Previous CY
Capital Region	548	0.26%	500	1,635
Central Coast	546	0.17%	522	2,063
Central West	506	0.26%	464	1,448
Coffs Harbour–Grafton	262	0.20%	257	856
Far West and Orana	238	0.21%	236	848
Hunter Valley excluding Newcastle	710	0.29%	558	2,058
Illawarra	578	0.21%	593	1,995
Mid North Coast	401	0.20%	367	1,224
Murray	257	0.23%	278	879
New England and North West	370	0.21%	477	1,475
Newcastle and Lake Macquarie	1,053	0.31%	818	2,883
Richmond–Tweed	395	0.17%	414	1,394
Riverina	521	0.35%	436	1,674
Southern Highlands and Shoalhaven	325	0.24%	331	1,040
Sydney	7,823	0.18%	8,122	26,715
Unknown ²	107	N/A	153	826
Total	14,640	0.19%	14,526	49,013

¹ For the area a region covers see Figure 10 on page 39.

² Not enough data to map training location to a NSW region.

Apprenticeships and traineeships

Top five Apprenticeships and Traineeships by training contract approvals

Top five Apprenticeships for year to date

Table 24 Top five apprenticeship by qualification
For Period YTD: 1 January to 31 March 2017
Extracted 1 April 2017
Source: The NSW Department of Industry's Integrated Vocational Education and Training System (IVETS).

Apprenticeship qualification	YTD
Electrotechnology - Electrician Certificate III	1,192
Carpentry Certificate III	1,078
Plumbing Certificate III	672
Automotive - Light Vehicle Mechanical Technology Certificate III	574
Engineering - Fabrication Trade Certificate III	397

Top five Apprenticeships for previous year to date

Table 25 Top five apprenticeship by qualification
For Period previous YTD: 1 January to 1 March 2016
Extracted 1 April 2017
Source: The NSW Department of Industry's Integrated Vocational Education and Training System (IVETS).

Apprenticeship qualification	Previous YTD
Carpentry Certificate III	1,360
Electrotechnology - Electrician Certificate III	1,149
Plumbing Certificate III	768
Automotive - Light Vehicle Mechanical Technology Certificate III	647
Hospitality - Commercial Cookery Certificate III	364

Top five Traineeships for year to date

Table 26 Top five traineeships by qualification
For Period YTD: 1 January to 31 March 2017
Extracted 1 April 2017
Source: The NSW Department of Industry's Integrated Vocational Education and Training System (IVETS).

Traineeship qualification	YTD
Community Services - Early Childhood Education and Care Certificate III	869
Retail Certificate III	522
Transport and Logistics - Warehousing Operations Certificate II	413
Business Services - Business Administration Certificate III	280
Hospitality Certificate III	267

Apprenticeships and traineeships

Top five traineeships for previous year to date

Table 27 Top five traineeships by qualification (previous YTD: 1 January to 1 March 2016)

For Period previous YTD: 1 January to 1 March 2016

Extracted 1 April 2017

Source: The NSW Department of Industry's Integrated Vocational Education and Training System (IVETS).

Traineeship qualification	Previous YTD
Community Services - Early Childhood Education and Care Certificate III	789
Hospitality Certificate III	546
Retail Certificate III	324
Transport and Logistics - Driving Operations Certificate III	287
Business Services - Customer Engagement Certificate III	277

Apprentices and trainees in training

Table 28 Number of apprentices and trainees in training

For Period as at 1 April 2017

Extracted 1 April 2017

Source: The NSW Department of Industry's Integrated Vocational Education and Training System (IVETS).

Student type	Number
Apprentices	55,113
Existing worker trainees	2,044
New entrant trainees	29,089
Total	86,246

Training contract completion rates for Apprenticeships and Traineeships

Table 29 Contract completion rates for apprenticeships and traineeships

For Period calendar years 2015 and 2016

Extracted 1 April 2017

Source: The NSW Department of Industry's Integrated Vocational Education and Training System (IVETS).

Contract type	2016 (%)	2015 (%)
Apprenticeship	57.0%	56.1%
Traineeship	61.8%	63.1%
Total	58.7%	58.8%

Apprenticeships and traineeships

Bert Evans Apprentice Scholarships

The Bert Evans Apprentice Scholarships assist apprentices in NSW who have demonstrated:

- hardship in their personal circumstances
- an aptitude for VET that will lead them to complete their trade training successfully
- a positive attitude and application in the workplace and in off-the-job training.

Source: NSW Department of Industry

Table 30 Number of students receiving a Bert Evans Scholarship
For Period calendar years 2015 and 2016
Extracted 1 April 2017
Source: NSW Department of Industry

	2017	2016	2015
Scholarships awarded	-	67	50

Smart and Skilled Program

Smart and Skilled is a NSW Government's initiative to create a successful contestable VET market in NSW, achieve the goals of VET reform and the skill priorities of NSW.

Smart and Skilled delivers subsidised training under+A703 two broad categories known as 'program streams'— these are Entitlement and Targeted Priorities.

The Entitlement program stream encourages individuals to gain a post-school qualification at the Certificate I, II or III level and also includes apprenticeships and traineeships (which may be at the Certificate IV, Diploma or Advanced Diploma level). The Targeted Priorities program stream encourages individuals to gain a post-school qualification at the Certificate IV, Diploma or Advanced Diploma level.

Each program stream contains several 'programs'. The Entitlement program stream contains the:

- Entitlement Foundation Skills Program
- Entitlement Full Qualifications Program
- Entitlement Apprenticeships and Traineeships Program.

The Targeted Priorities program stream contains the:

- Targeted Priorities Full Qualifications Program
- Targeted Priorities Prevocational and Part Qualification Program.

A student may participate in more than one Smart and Skilled program, training provider or region.

Smart and Skilled commenced on 1 January 2015. Please consider this when comparing 2015 YTD and 2016 YTD data.

Enrolments

By Smart and Skilled program

Table 31 Commencing, continuing and completed enrolments by Smart and Skilled program
For Period YTD: 1 January to 31 March 2017; previous YTD: 1 January to 31 March 2016; and 2016 calendar year
Extracted 1 June 2017

Source: The NSW Department of Industry's Integrated Vocational Education and Training System (IVETS).

Smart and Skilled program	Commencements	Continuing	Completions
Entitlement – Apprenticeships	10,254	24,590	221
Entitlement – Traineeships	4,819	11,564	2,023
Entitlement Foundation Skills	5,649	1,332	217
Entitlement Full Qualifications	28,637	19,660	3,227
Other (Full Qualifications) ¹	-	4	-
Targeted Priorities (TP) Full Qualifications	3,261	7,417	989
TP Prevocational and Part Qualifications –Pre-apprenticeship ²	472	56	18
TP Prevocational and Part Qualifications –Pre-traineeship ³	410	200	50
TP Prevocational and Part Qualifications – Prevocational ³	701	177	53
TP Prevocational and Part Qualifications – Targeted Skills ⁴	2,545	1,943	1,840
Total	56,748	66,943	8,638

¹The training falls under an existing Smart and Skilled program but could not be processed with the standard method.

²Part qualifications that assist individuals to gain an apprenticeship or traineeship.

³Part or full qualifications that assist individuals to gain employment or enrol in further education.

⁴Part qualifications for priority groups and industries to assist individuals to upgrade their training and/or learn new skills for employment.

Smart and Skilled Program

By disadvantaged student group

Table 32 Commencing, continuing and completed enrolments by disadvantaged student group
For Period YTD: 1 January to 31 March 2017
Extracted 1 June 2017

Source: The NSW Department of Industry's Integrated Vocational Education and Training System (IVETS).

Disadvantaged student group ¹	Commencements	Continuing	Completions
Aboriginal or Torres Strait Islanders	5,848	5,645	613
Students with disabilities	6,649	3,993	481
Humanitarian visa holders	612	98	29
Long-term unemployed	2,735	2,095	498
Students living in a regional area	13,818	14,041	1,667
Students living in a remote area	3,932	12,124	1,256

¹As a student may fall into one or more group this table does not include totals.

By region

Table 33 Commencing, continuing and completed enrolments by region
For Period YTD: 1 January to 31 March 2017
Extracted 1 June 2017

Source: The NSW Department of Industry's Integrated Vocational Education and Training System (IVETS).

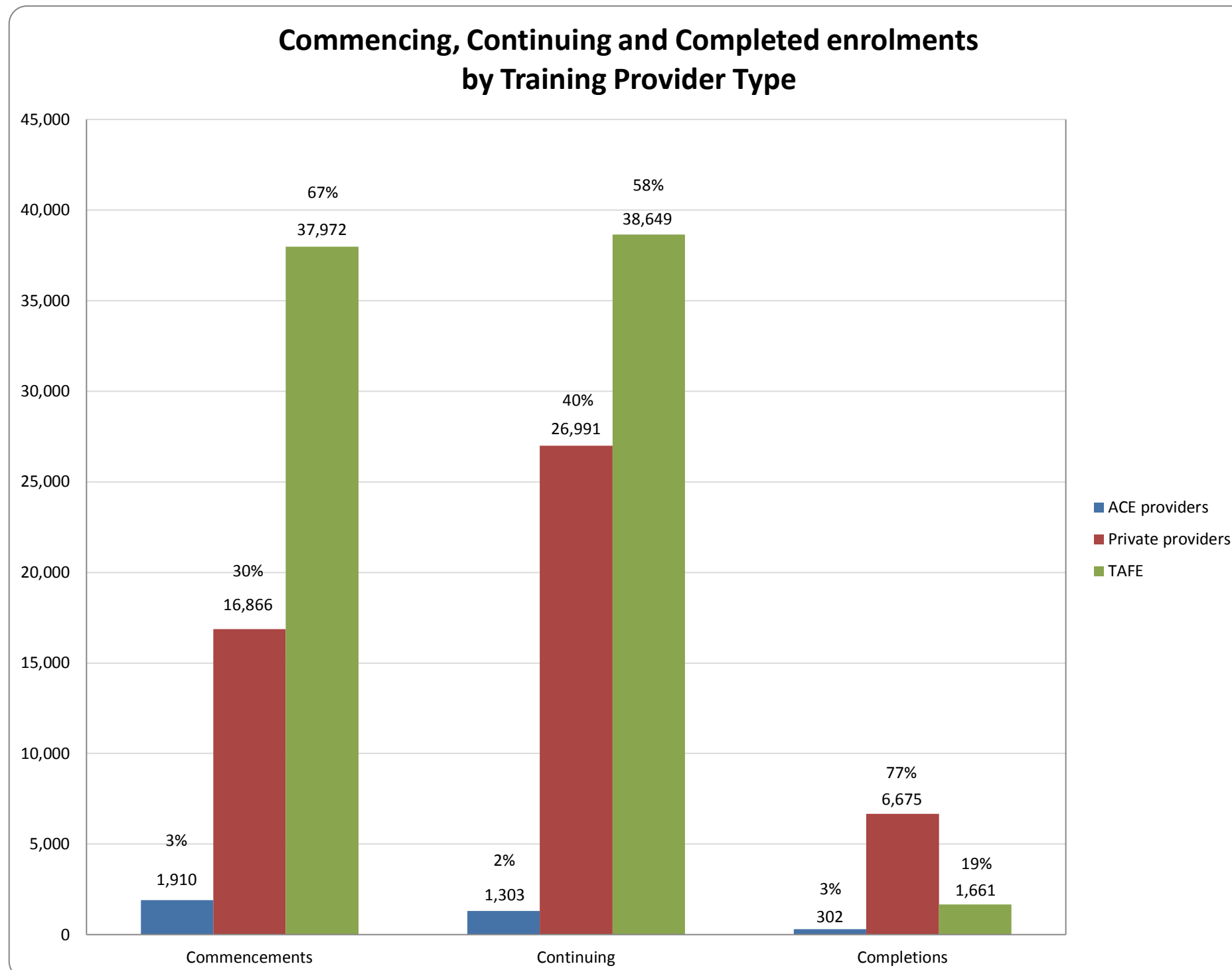
Region ¹	Commencements	Continuing	Completions
Capital Region	1,009	1,470	206
Central Coast	2,580	3,249	369
Central West	2,316	2,585	335
Coffs Harbour–Grafton	1,443	1,560	187
Far West and Orana	1,237	1,313	150
Hunter Valley excluding Newcastle	2,082	3,241	267
Illawarra	2,852	3,142	391
Mid North Coast	2,339	2,289	274
Murray	659	740	58
New England and North West	2,092	1,850	173
Newcastle and Lake Macquarie	4,284	5,304	558
Richmond–Tweed	3,117	2,482	250
Riverina	1,602	2,400	205
Southern Highlands and Shoalhaven	930	1,276	163
Sydney	28,206	34,042	5,052
Total	56,748	66,943	8,638

¹For the area a region covers see Figure 10 on page 39.

Smart and Skilled Program

By training provider type

Figure 4 Commencing, continuing and completed enrolments by training provider type
 For Period YTD: 1 January to 31 March 2017
 Extracted 1 June 2017
 Source: The NSW Department of Industry's Integrated Vocational Education and Training System (IVETS).



Smart and Skilled Program

Students

A student may participate in more than one Smart and Skilled program, training provider or region.

By Smart and Skilled program

Table 34 Number of students who commenced, continued and/or completed a qualification or accredited course under a Smart and Skilled program
For Period YTD: 1 January to 31 March 2017
Extracted 1 June 2017
Source: The NSW Department of Industry's Integrated Vocational Education and Training System (IVETS).

Smart and Skilled program	Commencements	Continuing	Completions
Entitlement – Apprenticeships	10,247	24,282	221
Entitlement – Traineeships	4,816	11,501	2,023
Entitlement Foundation Skills	5,506	1,316	215
Entitlement Full Qualifications	28,070	19,401	3,207
Other (Full Qualifications) ¹	-	4	-
Targeted Priorities (TP) Full Qualifications	3,233	7,313	986
TP Prevocational and Part Qualifications – Part Qualifications Pre-apprenticeship ²	471	55	18
TP Prevocational and Part Qualifications – Part Qualifications Pre-traineeship ²	409	198	50
TP Prevocational and Part Qualifications – Part Qualifications Prevocational ³	693	177	53
TP Prevocational and Part Qualifications – Targeted Skills ⁴	1,888	1,919	1,199
Overall unique student number⁵	54,384	65,662	7,950

¹The training falls under an existing Smart and Skilled program but could not be processed with the standard method.

²Part qualifications that assist individuals to gain an apprenticeship or traineeship.

³Part or full qualifications that assist individuals to gain employment or enrol in further education.

⁴Part qualifications for priority groups and industries to assist individuals to upgrade their training and/or learn new skills for employment.

⁵The overall unique student number is not a total.

By region

Table 35 Number of students who commenced, continued and/or completed a qualification or accredited course under a Smart and Skilled program by region
For Period YTD: 1 January to 31 March 2017
Extracted 1 June 2017
Source: The NSW Department of Industry's Integrated Vocational Education and Training System (IVETS).

Region ¹	Commencements	Commencements as % of a region's population	Continuing	Completions
Capital Region	990	0.48%	1,435	200
Central Coast	2,559	0.82%	3,173	369
Central West	2,194	1.12%	2,557	334
Coffs Harbour–Grafton	1,383	1.06%	1,538	186
Far West and Orana	1,169	1.03%	1,298	150
Hunter Valley excluding Newcastle	2,041	0.84%	3,216	266
Illawarra	2,809	1.02%	3,126	388
Mid North Coast	2,202	1.09%	2,254	273
Murray	630	0.57%	735	58
New England and North West	2,042	1.16%	1,839	172

Smart and Skilled Program

Table 35 Number of students who commenced, continued and/or completed a qualification or accredited course under a Smart and Skilled program by region (Cont.)

For Period YTD: 1 January to 31 March 2017

Extracted 1 June 2017

Source: The NSW Department of Industry's Integrated Vocational Education and Training System (IVETS).

Region ¹	Commencements	Commencements as % of a region's population	Continuing	Completions
Newcastle and Lake Macquarie	4,239	1.24%	5,202	557
Richmond-Tweed	2,875	1.26%	2,437	247
Riverina	1,574	1.05%	2,351	202
Southern Highlands and Shoalhaven	904	0.66%	1,251	162
Sydney	26,984	0.61%	33,592	4,390

¹For the area a region covers see Figure 10 on page 39.

²The overall unique student number is not the same as a total.

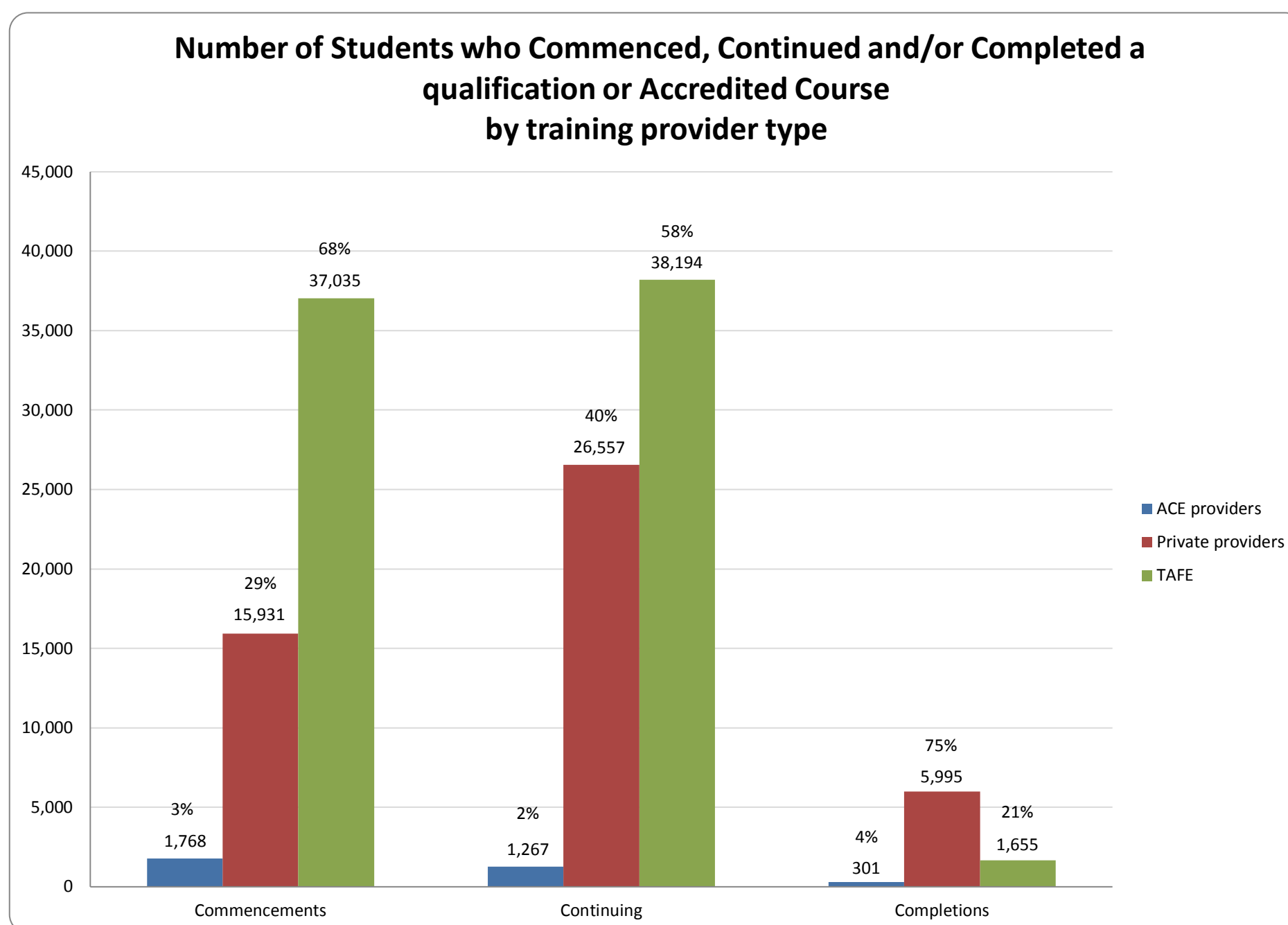
By training provider type

Figure 5 Number of students who commenced, continued and/or completed a qualification or accredited course by training provider type

For Period YTD: 1 January to 31 March 2017

Extracted 1 June 2017

Source: The NSW Department of Industry's Integrated Vocational Education and Training System (IVETS).



Smart and Skilled Program

Smart and Skilled training providers

A 'Smart and Skilled training provider' means a registered training organisation the NSW Department of Industry that has contracted to offer government-subsidised training under Smart and Skilled.

By Smart and Skilled programs with regional approvals

Table 36 Number of Smart and Skilled training providers with regional training delivery approvals by Smart and Skilled program
For Period as at 1 June 2017

Extracted 1 June 2017

Source: The NSW Department of Industry's Integrated Vocational Education and Training System (IVETS).

Region ¹	No. of approved training providers	
	Entitlement Full Qualifications Program	Targeted Priorities Full Qualification Program
Capital Region	50	42
Central Coast	56	53
Central West	47	31
Coffs Harbour–Grafton	38	22
Far West and Orana	37	21
Hunter Valley excluding Newcastle	52	45
Illawarra	68	54
Mid North Coast	41	29
Murray	25	13
New England and North West	53	35
Newcastle and Lake Macquarie	83	60
Richmond–Tweed	50	38
Riverina	43	36
Southern Highlands and Shoalhaven	47	34
Sydney	270	258

¹For the area a region covers see Figure 10 on page 39.

By Smart and Skilled programs with state wide approvals

Table 37 Number of Smart and Skilled training providers with state wide training delivery approvals by Smart and Skilled program
For Period as at 1 June 2017

Extracted 1 June 2017

Source: The NSW Department of Industry's Integrated Vocational Education and Training System (IVETS).

Smart and Skilled program	Training providers
Entitlement Apprenticeships and Traineeships	408
Entitlement Foundation Skills	44

Smart and Skilled Program

Top 10 qualifications

By commencements

Table 38 Top 10 qualifications by commencements
For Period YTD: 1 January to 31 March 2017
Extracted 1 June 2017

Source: The NSW Department of Industry's Integrated Vocational Education and Training System (IVETS).

Qualification	Commencements
Certificate III in Individual Support	3,452
Certificate III in Early Childhood Education and Care	3,196
Certificate III in Business Administration	2,345
Certificate III in Carpentry	1,734
Certificate III in Electrotechnology Electrician	1,701
Certificate III in Plumbing	964
Certificate III in Hospitality	942
Certificate III in Information, Digital Media and Technology	891
Certificate III in Retail	847
Certificate III in Fitness	826

By continuing enrolments

Table 39 Top 10 qualifications by continuing enrolments
For Period YTD: 1 January to 31 March 2017
Extracted 1 June 2017

Source: The NSW Department of Industry's Integrated Vocational Education and Training System (IVETS).

Qualification	Continuing
Certificate III in Electrotechnology Electrician	4,055
Certificate III in Carpentry	3,878
Certificate III in Early Childhood Education and Care	3,364
Certificate III in Plumbing	2,215
Certificate III in Individual Support	1,790
Certificate III in Light Vehicle Mechanical Technology	1,776
Certificate III in Business Administration	1,723
Certificate III in Commercial Cookery	1,398
Diploma of Early Childhood Education and Care	1,388
Certificate III in Hospitality	1,358

By completions

Table 40 Top 10 qualifications by completions
For Period YTD: 1 January to 31 March 2017
Extracted 1 June 2017

Source: The NSW Department of Industry's Integrated Vocational Education and Training System (IVETS).

Qualification	Completions
Certificate III in Early Childhood Education and Care	575
Certificate III in Hospitality	524
Certificate III in Individual Support	458
Certificate III in Retail Operations	264
Certificate III in Business Administration ¹	228
Certificate II in Retail Services	197
Certificate III in Business	188
Certificate IV in Leadership and Management	165
Certificate III in Warehousing Operations Certificate	134
IV in Ageing Support	115

¹ This qualification (code BSB30415) supersedes and is equivalent to the Certificate III in Business (code BSB30412).

Smart and Skilled Program

Fee-Free Scholarships

Fee-Free Scholarships are part of the NSW Government's commitment under the Reskilling NSW strategy. The strategy provides \$48 million over four years for 200,000 Smart and Skilled concession-eligible 15 to 30 year olds. Fee-Free Scholarships are available to eligible students who undertake study with an approved Smart and Skilled training provider for a qualification from certificate level I to IV that is on the NSW Skills List, with priority giving to eligible social housing residents. Fee-Free Scholarships have been available since 1 July 2015.

By region and training provider type

Table 41 Number of Fee-Free Scholarships by region and training provider type
For Period 1 July 2015 to 31 March 2017
Extracted 1 April 2017

Source: The NSW Department of Industry's Integrated Vocational Education and Training System (IVETS).

Region ¹	Fee-Free Scholarships	Training provider type	
		TAFE NSW	Private training provider
Capital Region	771	457	314
Central Coast	2,140	1,294	846
Central West	1,507	1,269	238
Coffs Harbour–Grafton	1,486	1,308	178
Far West and Orana	484	386	98
Hunter Valley excluding Newcastle	1,611	1,004	607
Illawarra	2,089	1,174	915
Mid North Coast	2,269	1,850	419
Murray	508	310	198
New England and North West	1,104	958	146
Newcastle and Lake Macquarie	3,121	2,088	1,033
Richmond–Tweed	2,360	2,005	355
Riverina	967	689	278
Southern Highlands and Shoalhaven	744	341	403
Sydney	16,372	12,085	4,287
Total	37,533	27,218	10,315

¹For the area a region covers see Figure 10 on page 39.

By region and selected student characteristics

Table 42 Number of Fee-Free Scholarships by region and selected student characteristics
For Period 1 July 2015 to 31 March 2017
Extracted 1 April 2017

Source: The NSW Department of Industry's Integrated Vocational Education and Training System (IVETS).

Region ¹	Male	Female	Living in social housing	Holding a humanitarian visa
Capital Region	265	506	60	-
Central Coast	727	1,413	171	-
Central West	482	1,023	111	1
Coffs Harbour–Grafton	630	856	89	29
Far West and Orana	192	292	19	-
Hunter Valley excluding Newcastle	549	1,062	119	1
Illawarra	867	1,222	278	12
Mid North Coast	793	1,476	80	-
Murray	187	321	65	15
New England and North West	364	739	63	-
Newcastle and Lake Macquarie	1,353	1,768	322	11
Richmond–Tweed	971	1,385	70	-
Riverina	295	672	86	1
Southern Highlands and Shoalhaven	305	438	77	-
Sydney	6,083	10,287	1,655	351
Total	14,063	23,460	3,265	421

¹For the area a region covers see Figure 10 on page 39.

Smart and Skilled Program

Table 43 Number of Fee-Free Scholarships by region and age cohort
For Period 1 March 2016 to 31 March 2017
Extracted 1 June 2017

Source: The NSW Department of Industry's Integrated Vocational Education and Training System (IVETS).

Region ¹	15–19 years	20–24 years	25–30 years
Capital Region	299	274	196
Central Coast	894	704	499
Central West	558	500	448
Coffs Harbour–Grafton	638	485	351
Far West and Orana	195	176	113
Hunter Valley excluding Newcastle	698	563	344
Illawarra	728	858	498
Mid North Coast	973	744	546
Murray	211	177	120
New England and North West	424	389	289
Newcastle and Lake Macquarie	1,210	1,156	734
Richmond–Tweed	957	789	606
Riverina	351	339	274
Southern Highlands and Shoalhaven	275	284	180
Sydney	5,410	5,787	5,078
Total	13,821	13,225	10,276

¹For the area a region covers see Figure 10 on page 39.

Glossary

ACE	Adult and Community Education
Accredited vocational training	Education approved by the Australian Skills Quality Authority.
Active provider	A Smart and Skilled contracted training provider who has delivered training under their Smart and Skilled contract.
Adult and Community Education	A not-for profit, community-owned organisation with a primary focus on adult education. The ACE sector delivers courses relating to leisure, personal and community development, employment skills, preparation for VET and nationally recognised programs of study.
AEDO	Aboriginal Enterprise Development Officer Program
Apprentice	An employee who is party to an apprenticeship to learn a trade on-the-job under a qualified tradesperson and off-the-job with a registered training organisation.
Approval (training contract)	The official confirmation by Training Services NSW that an apprenticeship or traineeship has commenced with an employer.
Approved (training provider)	A training provider has been offered and has accepted a Smart and Skilled contract.
Approved qualification	A qualification that a training provider is approved to deliver under Smart and Skilled.
AQF	Australian Quality Framework
ASDB	The NSW Department of Industry's Aboriginal Services Database.
ATSI	Aboriginal or Torres Strait Islander
Australian Quality Framework	<p>The national policy for regulated qualifications in the Australian education and training system.</p> <p>The AQF incorporates the quality assured qualifications from each education and training sector into a single comprehensive national qualifications framework. The AQF defines the qualification levels issued by schools, vocational education and training providers and higher education.</p> <p>The AQF qualifications that apply to VET are Certificate levels I to IV, Diploma and Advanced Diploma, as well as Graduate Certificate and Graduate Diploma.</p> <p>Maintaining the AQF is a shared responsibility of the Commonwealth, state and territory governments.</p>
Bert Evans Apprentice Scholarships	<p>These scholarships assist apprentices in NSW who have demonstrated:</p> <ul style="list-style-type: none"> • hardship in their personal circumstances • an aptitude for VET that will lead them to complete their trade training successfully • a positive attitude and application in the workplace and in off-the-job training. <p>A maximum of 50 scholarships are awarded annually, including 10 NSW Country Apprentice Scholarships.</p>
Commencement	Occurs when a student begins to participate in training for a qualification or accredited course; or, for a subject-only enrolment, begins to participate in a module or unit of competency that is scheduled to be completed in the current year.
Commitment	Represents a commitment by government to subsidise a training provider for the cost of training an approved prospective student in an approved qualification, accredited course or subject-only enrolment.
Community service obligation (CSO)	A service with an identifiable community or social benefit that cannot be supplied under commercial costs and conditions, and that government subsidises.
Continuing	A student who is continuing training for a qualification or accredited course in a subsequent year to the commencement year and who is still training at the time of this report; or, for a subject-only enrolment, an enrolment in a module or unit of competency that is scheduled to be completed in a future year.
Completion	A student who has successfully completed a qualification or accredited course; or, for a subject-only enrolment, has completed a module or unit of competency.
CSO	Community service obligation
Disadvantaged student group	A student who falls into one or more equity categories of: being an Aboriginal or Torres Strait Islander, being disabled, being a humanitarian visa holder, being long-term unemployed, or living in a regional or remote area.

Enrolment	The engagement and participation of a student in an approved qualification, accredited course or subject-only training.
Existing worker trainee	A long-term employee (greater than three months full time or 12 months part time) who is party to a traineeship to learn a recognised vocation on-the-job under supervision and off-the-job with a training provider.
Fee for service	A VET qualification or accredited course that is not subsidised by government (a student or their employer pays the full fee for the training).
Fee-Free Scholarships	Part of the NSW Government's commitment under the Reskilling NSW strategy. It provides \$48 million over 4 years (starting on 1 July 2015) for 200,000 scholarships. The scholarships cover the fee for any Certificate I to IV level qualification on the NSW Skills List. To be eligible, a student must be aged between 15 and 30 years and eligible for Smart and Skilled's concession fee (with priority given to social housing residents); or living (or have lived) in out-of-home care; or someone who has experienced (or is experiencing) domestic/family violence.
FY	Financial year
Jobs of Tomorrow Scholarships	The Program provides \$25 million over four years (starting in 2016) for 25,000 scholarships in science, technology, engineering and mathematics (STEM) VET qualifications. Eligible students receive a \$1,000 scholarship to encourage them to enrol and complete a STEM qualification. In each calendar year, the first 6,250 eligible students who apply and commence training will be offered a scholarship.
IVETS	The NSW Department of Industry's Integrated Vocational Education and Training Services database.
NCAP	New Careers for Aboriginal People Program
NCVER	National Centre for Vocational Education Research
New entrant trainee	An employee who is party to a traineeship to learn a recognised vocation on-the-job under supervision and off-the-job with a training provider.
Non-accredited vocational training	Education with a vocational intent that is non-assessable and not recognised under the AQF.
NSW Ageing Strategy	NSW Government commitment to support seniors in the community with a range of programs and initiatives.
OLiV	The NSW Department of Industry's On Line Validation System.
Private training provider	A non-TAFE training provider that is registered with the Australian Skills Quality Authority, and can deliver nationally recognised courses and award AQF VET qualifications.
Qualification	A nationally recognised qualification under the Australian Qualifications Framework (AQF).
Recognition of prior learning	Recognition of prior learning (RPL) involves the assessment of the previously unrecognised skills and knowledge an individual has achieved outside the formal education and training system. This assessment determines the extent to which that individual has achieved the required learning outcomes, competency outcomes, or standards for entry to, and/or partial or total completion of a program of study without the need for further study.
Region	There are 15 training regions (which are based on Australian Bureau of Statistics SA4 level). See Figure 6 on page 32.
Regional	A classification of a student's residence using the Australian Bureau of Statistics Accessibility/Remoteness Index of Australia.
Registered training organisation (RTO)	An training provider that is registered with the Australian Skills Quality Authority – which allows them to deliver nationally courses and award AQF VET qualifications.
Remote	A classification of a student's residence using the Australian Bureau of Statistics Accessibility/Remoteness Index of Australia.
Reskilling NSW strategy	An NSW Government initiative to help individuals get a job by giving them better access to VET.
Returned (contract)	A training provider that has chosen to withdraw from its Smart and Skilled contract.
Smart and Skilled	The NSW Government's initiative to create a successful contestable VET market in NSW, and achieve the goals of VET reform and the skill priorities of NSW.
Smart and Skilled program	A subset of Smart and Skilled government-subsidised training with specific characteristics.

Status (training provider)	Indicates whether a Smart and Skilled training provider's contract has been approved, suspended, returned or terminated.
Subject-only enrolment	An enrolment in a module or unit of competency that is not intended to lead to the issue of a qualification or accredited course.
Suspended (training provider)	A training provider's Smart and Skilled contract has been temporarily suspended for one or more breaches of contract conditions.
TAFE NSW	The NSW Government's public training provider of VET in NSW.
Tech Savvy Seniors Program	A joint NSW Government and Telstra initiative that provides grants to ACE providers to deliver training in the use of smart technologies to people over 60 years of age.
Terminated (training provider)	A training provider's Smart and Skilled contract has been terminated for one or more breaches of contract conditions.
Total VET activity	All accredited VET activity from all training providers (unless granted an exemption) in accordance with the National VET Provider Collection Data Requirements Policy.
Trade	The occupation to which an apprenticeship leads.
Training contract	The mutual agreement between an employer and apprentice or trainee.
Training contract type	A training contract can be either an apprenticeship, an existing worker traineeship or a new entrant traineeship.
Training provider	A training provider that is registered with the Australian Skills Quality Authority, and can deliver nationally recognised courses and award AQF VET qualifications.
VET	Vocational education and training
VET FEE-HELP	An Australian Government income-contingent loan scheme for VET students. A loan covers a student's fees. The student is only required to pay back the loan when their income reaches a set level.
Vocation	The occupation to which a traineeship leads.
Vocational Training Assistance	Provided through the Vocational Training Assistance Scheme (VTAS) – a program that provides eligible apprentices and trainees with monetary assistance to attend off-the-job training during the term of their apprenticeship or traineeship. Existing worker trainees are ineligible to claim vocational training assistance. Current rates for travel are 12 cents per kilometre and \$28 per night for accommodation, and a one-off payment of up to \$2,000 for a student who has to relocate.
VTAS	Vocational Training Assistance Scheme
Woman in non-traditional trades	Currently, 167 out of a total 1,211 trades are considered to be non traditional trades for women. Examples include Certificate III in Aeroskills (Mechatronics) and Certificate III in Solid Plastering.
YTD	Year to date

NSW training regions

Figure 6 Training regions in NSW

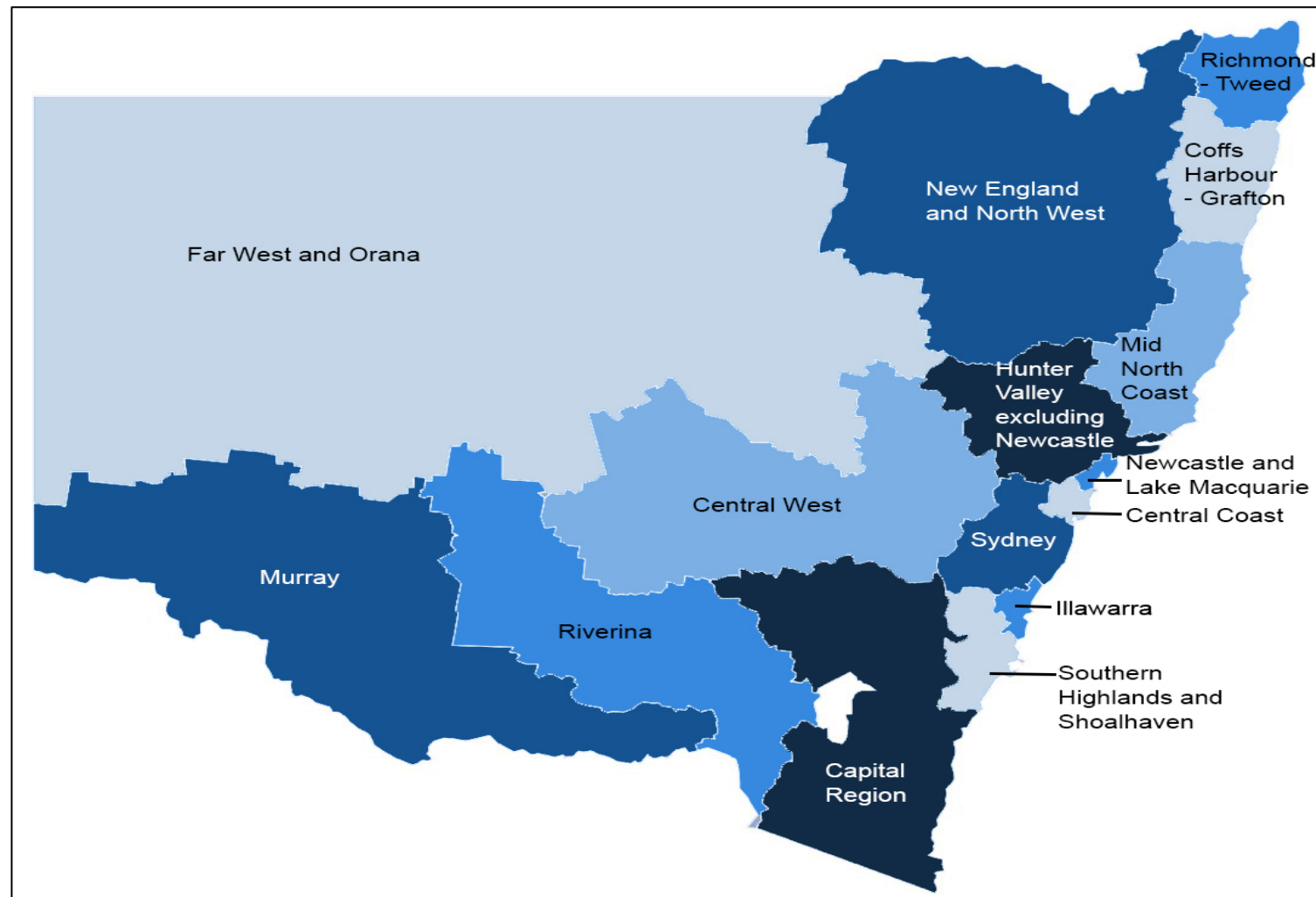


Table 44 Major towns or areas for each region

This region...	Includes...
Capital Region	Goulburn, Yass, Queanbeyan, the Snowy Mountains and the South Coast
Central Coast	Brooklyn, Davistown, Terrigal, The Entrance, Wyong and Gosford
Central West	Bathurst, Lachlan Valley, Lithgow, Mudgee and Orange
Coffs Harbour–Grafton	Coffs Harbour and the Clarence Valley
Far West and Orana	Bourke, Cobar, Coonamble, Broken Hill and Dubbo
Hunter Valley excluding Newcastle	Lower and Upper Hunter, Maitland and Port Stephens
Illawarra	Wollongong, Shellharbour and Kiama
Mid North Coast	Great Lakes, Kempsey, Nambucca, Lord Howe Island, Port Macquarie, Taree and Gloucester
Murray	Upper and Lower Murray, and Albury
Newcastle and Lake Macquarie	Newcastle and Lake Macquarie
New England and North West	Armidale, Inverell, Moree, Inverell, Tenterfield, Moree, Narrabri, Tamworth and Gunnedah
Richmond–Tweed	Richmond Valley and Tweed Valley
Riverina	Griffith, Tumut and Wagga Wagga
Southern Highlands and Shoalhaven	Mittagong, Bowral, Nowra and Ulladulla
Sydney	Sydney and the Blue Mountains