



Performance of NSW VET programs: monthly report

May 2018

Published by the Department of Industry, Skills and Regional Development. First published April 2016.

© State of New South Wales through Department of Industry, Skills and Regional Development 2016

This publication is copyright. You may download, display, print and reproduce this material provided that the wording is reproduced exactly, the source is acknowledged, and the copyright, update address and disclaimer notice are retained. To copy, adapt, publish, distribute or commercialise any of this publication you will need to seek permission from the Department of Industry, Skills and Regional Development.

Disclaimer: The information contained in this publication is based on knowledge and understanding at the time of writing (June 2016). However, because of advances in knowledge, users are reminded of the need to ensure that the information upon which they rely is up to date and to check the currency of the information with the appropriate officer of the Department of Industry, Skills and Regional Development or the user's independent advisor.

Contents

| | |
|--------------------------------------------------------------------------------|-----------|
| About this report | 4 |
| National VET activity data | 5 |
| VET activity data from NCVET | 5 |
| Enrolments by qualification level | 5 |
| Performance of NSW VET programs | 7 |
| Aboriginal programs and services | 7 |
| Elsa Dixon Aboriginal Employment Program | 7 |
| Aboriginal Enterprise Development Officer Program | 8 |
| New Careers for Aboriginal People Program | 8 |
| The Way Ahead for Aboriginal People Program | 8 |
| Adult and Community Education programs | 9 |
| Qualification enrolments by funding source | 9 |
| Subject-only enrolments by funding source | 10 |
| Community service obligations funded enrolments in qualifications | 11 |
| CSO-funded students doing qualifications | 12 |
| CSO-funded subject-only enrolments | 13 |
| CSO-funded students doing subjects only | 14 |
| Apprenticeships and traineeships | 15 |
| Training contract approvals for apprenticeships and traineeships | 15 |
| Top five apprenticeships and traineeships by training contract approvals | 18 |
| Apprentices and trainees in training | 19 |
| Training contract completion rates for apprenticeships and traineeships | 19 |
| Bert Evans Apprentice Scholarships | 20 |
| Smart and Skilled Program | 21 |
| Enrolments | 21 |
| Students | 24 |
| Smart and Skilled training providers | 26 |
| Top 10 qualifications | 27 |
| Fee-Free Scholarships | 28 |
| Glossary | 30 |
| NSW training regions | 33 |

About this Report

This is a monthly report on the performance of NSW vocational education and training (VET) programs and follows the introduction of the NSW Government's Smart and Skilled reform in January 2015. The Department of Industry, Skills and Regional Development publishes this report regularly in line with the NSW Government's commitment to transparency.

The completeness of the report's data and information will improve over time as training providers adjust to new reporting requirements.

When interpreting the report's data care must be taken because:

- There are overlaps between different data sets (e.g. apprenticeship data appears in both the Apprenticeship and Traineeship section, and in the Smart and Skilled section).
- Data may have breaks or adjustments in the time series.
- Some data relates to the year to date (YTD) and previous YTD, but other data may relate to a calendar or financial year.

The Glossary explains terms the report uses and a map of training regions please see the table of contents for its location.

National VET activity data

The National Centre for Vocational Education Research (NCVER) is responsible for collecting, managing, analysing, evaluating and communicating research and statistics about vocational education and training (VET) nationally on behalf of the Commonwealth and state and territory ministers responsible for VET.

VET activity data from NCVER

Enrolments by qualification level

NSW Government-funded enrolments

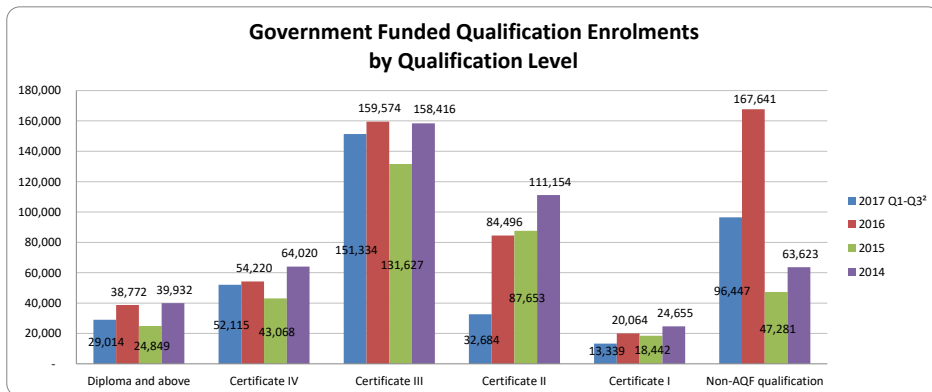
Table 1 NSW Government-funded enrolments by qualification level¹
For calendar year period
Extracted 03-May-2018
Source: NCVER's VOCStats

| Qualification level | 2017 Q1-Q3 ² | 2016 | 2015 | 2014 |
|-----------------------|-------------------------|----------------|----------------|----------------|
| Diploma and above | 29,014 | 38,772 | 24,849 | 39,932 |
| Certificate IV | 52,115 | 54,220 | 43,068 | 64,020 |
| Certificate III | 151,334 | 159,574 | 131,627 | 158,416 |
| Certificate II | 32,684 | 84,496 | 87,653 | 111,154 |
| Certificate I | 13,339 | 20,064 | 18,442 | 24,655 |
| Non-AQF qualification | 96,447 | 167,641 | 47,281 | 63,623 |
| Total | 374,933 | 524,767 | 352,920 | 461,800 |

¹ Government-funded activity is classified as 'NSW' by the funding body.

² Q1-Q3 refers to Jan to Sep data.

Figure 1 NSW Government-funded enrolments by qualification level¹
For calendar year period
Extracted 03-May-2018
Source: NCVER's VOCStats



Total NSW VET Activity

Total NSW VET activity is an estimate of all accredited VET training activity in NSW in 2014 – it includes government-subsidised training and fee-for-service training. NCVER noted that the publication of this data for the first time in 2015 was affected by incompleteness because 2014 was a transition year.

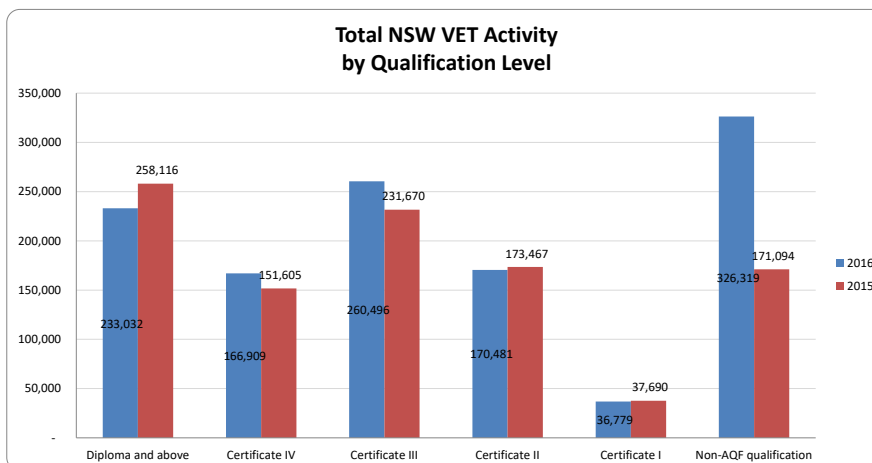
Source: NCVER

Table 2 Total NSW VET activity by qualification level
For Period 2015 and 2016 calendar year
Extracted 03-May-2018
Source: NCVER's VOCStats

| Qualification level | 2016 | 2015 |
|-----------------------|------------------|------------------|
| Diploma and above | 233,032 | 258,116 |
| Certificate IV | 166,909 | 151,605 |
| Certificate III | 260,496 | 231,670 |
| Certificate II | 170,481 | 173,467 |
| Certificate I | 36,779 | 37,690 |
| Non-AQF qualification | 326,319 | 171,094 |
| Total | 1,194,016 | 1,023,642 |

¹ Total VET activity is classified as 'NSW' by delivery location.

Figure 2 Total NSW VET activity by qualification level
For Period calendar year
Extracted 1 January to 31 March 2018
Source: NCVER's VOCStats



Performance of NSW VET programs

Aboriginal programs and services

Elsa Dixon Aboriginal Employment Program

The Elsa Dixon Aboriginal Employment Program provides annual funding to organisations to support Aboriginal education, employment and training by:

- subsidising the salary, development and support costs of Aboriginal employees in a public service agency or local council
- funding innovative community projects
- supporting work experience for Aboriginal students in their final year of a degree or post-degree course.

Table 3 NSW Government-sector positions funded by the Elsa Dixon Aboriginal Employment Program by financial year
For Period (1 July 2017 to 31 May 2018)
Extracted 31 May 2018 (Supplied date)
Source: NSW Department of Industry

| Position funded | 2017-18 ¹ | 2016-17 |
|--------------------------------------|----------------------|-----------|
| Graduate Position (no longer exists) | - | - |
| Permanent position | 1 | - |
| School-based position | 33 | 96 |
| Temporary position | 2 | - |
| Total | 36 | 96 |

Table 4 Partnerships funded by the Elsa Dixon Aboriginal Employment Program by financial year
For Period (1 July 2017 to 31 May 2018)
Extracted 31 May 2018 (Supplied date)
Source: NSW Department of Industry

| Position funded | 2017-18 ¹ | 2016-17 |
|-----------------|----------------------|---------|
| Partnerships | 2 | - |

¹ The period covered is from 1 July 2017 to 31 May 2018.

Aboriginal programs and services

Aboriginal Enterprise Development Officer Program

The Aboriginal Enterprise Development Officer (AEDO) Program is a free program for Aboriginal people considering starting up their own business or expanding their current business.

Table 5 Outcomes for the Aboriginal Enterprise Development Officer Program by financial year
For Period (1 July 2017 to 31 May 2018)
Extracted 31 May 2018 (Supplied date)
Source: NSW Department of Industry

| | 2017-18 ¹ | 2016-17 |
|-----------------------------------------|----------------------|---------|
| AEDO projects funded | 8 | 7 |
| AEDO new businesses established | 44 | 48 |
| Aboriginal employment positions created | 76 | 76 |

¹ The period covered is from 1 July 2017 to 31 May 2018.

New Careers for Aboriginal People Program

The New Careers for Aboriginal People (NCAP) Program is a free program for Aboriginal people seeking employment and training advisory support services.

Table 6 Outcomes for the New Careers for Aboriginal People Program by financial year
For Period (1 July 2017 to 31 May 2018)
Extracted 31 May 2018 (Supplied date)
Source: NSW Department of Industry

| | 2017-18 ¹ | 2016-17 |
|---------------------------------------|----------------------|---------|
| NCAP projects funded ² | 12 | 13 |
| NCAP employment outcomes ³ | 679 | 901 |
| NCAP training outcomes ⁴ | 672 | 854 |

¹ The period covered is from 1 July 2017 to 31 May 2018.

² Refers to not-for-profit, community-owned organisations that deliver the NCAP Program.

³ Number of individuals placed in employment and still in employment after three months.

⁴ Number of individuals who have completed an accredited training course or qualification.

The Way Ahead for Aboriginal People Program

The Way Ahead for Aboriginal People Program provides mentoring services for Aboriginal apprentices and trainees who need additional support in the workplace. Mentors are chosen because of their experience and acceptance within Aboriginal communities.

Source: NSW Department of Industry.

Table 7 Outcomes for The Way Ahead for Aboriginal People Program by financial year
For Period (1 July 2017 to 31 May 2018)
Extracted 31 May 2018 (Supplied date)
Source: NSW Department of Industry

| | 2017-18 ¹ | 2016-17 |
|-----------------------------------------------|----------------------|------------|
| Apprentices mentored | 165 | 181 |
| Trainees mentored | 270 | 350 |
| School-based apprentices or trainees mentored | 180 | 282 |
| Total | 615 | 813 |

¹ The period covered is from 1 July 2017 to 31 May 2018.

Adult and Community Education programs

Adult and Community Education (ACE) training providers are not-for-profit, community-owned organisations with a primary focus on adult education. The ACE sector delivers courses relating to leisure, personal and community development, employment skills, preparation for VET and nationally recognised programs of study.

ACE data is collected quarterly and the most recent data available is the period 1 January 2018 to 31 March 2018.

Qualification enrolments by funding source

By commencements, continuing enrolments and completions

Table 8 Commencing, continuing and completed enrolments in qualifications by funding source
For Period (1 January 2018 to 31 March 2018)
Extracted 15 May 2018
Source: NSW Department of Industry's On Line Validation System (OLIV)

| Funding source | Commencements | Continuing | Completions |
|--------------------------------------------------------------------------------|---------------|--------------|-------------|
| Community service obligation (Smart and Skilled) ¹ | 915 | 255 | 96 |
| Other government funding ² excluding Smart and Skilled ¹ | 732 | 216 | 65 |
| Fee for service ¹ | 432 | 533 | 97 |
| Total | 2,079 | 1,004 | 258 |

¹ Includes part qualifications.

² Includes funding from the NSW Government and the Australian Government.

By number of students

Table 9 Number of students who commenced, continued and/or completed their enrolment in a qualification by funding source
For Period (1 January 2018 to 31 March 2018)
Extracted 15 May 2018
Source: NSW Department of Industry's On Line Validation System (OLIV)

| Funding source ¹ | Commencements | Continuing | Completions |
|-------------------------------------------------------------------|---------------|------------|-------------|
| Community service obligation (Smart and Skilled) ² | 819 | 250 | 96 |
| Other government funding excluding Smart and Skilled ² | 707 | 216 | 63 |
| Fee for service ² | 429 | 469 | 86 |

¹ As a student may fall into one or more funding group this table does not include totals.

² Includes part qualifications.

Adult and Community Education programs

Subject-only enrolments by funding source

Subject-only enrolments include both accredited and non-accredited vocational training. However, all subjects delivered must be nationally approved with vocational intent (i.e. supporting employment outcomes), with no more than 20 per cent in non-accredited courses.

By commencements, continuing enrolments and completions

Table 10 Commencements, continuing enrolments and completions for subjects-only enrolments by funding source
For Period (1 January 2018 to 31 March 2018)
Extracted 15 May 2018
Source: NSW Department of Industry's On Line Validation System (OLIV)

| Funding source | Commencements | Continuing | Completions ¹ |
|-------------------------------------------------------------------|---------------|--------------|--------------------------|
| Community service obligation (Smart and Skilled) | 4,336 | 4,625 | 3,625 |
| Other government funding ² excluding Smart and Skilled | 837 | 1,442 | 734 |
| Fee for service | 3,996 | 533 | 3,822 |
| Total | 9,169 | 6,600 | 8,181 |

¹ Completion is where an enrolled student either:
- achieved competency achieved/passed
- was granted recognition of prior learning
- was deemed to have satisfactorily completed a non-assessable enrolment

² A subset of 'other government-funded activity' is the Tech Savvy Seniors Program which contributes to the NSW Ageing Strategy. In

By number of students

Table 11 Number of students who commenced, continued and/or completed subject-only enrolments by funding source
For Period (1 January 2018 to 31 March 2018)
Extracted 15 May 2018
Source: NSW Department of Industry's On Line Validation System (OLIV)

| Funding source ¹ | Commencements | Continuing | Completions ² |
|-------------------------------------------------------------------|---------------|------------|--------------------------|
| Community service obligation (Smart and Skilled) | 1,695 | 1,461 | 1,537 |
| Other government funding ³ excluding Smart and Skilled | 403 | 588 | 368 |
| Fee for service | 3,066 | 1,450 | 2,984 |

¹ As a student may fall into one or more funding group this table does not include totals.

² Completion is where an enrolled student either:
- achieved competency achieved/passed
- was granted recognition of prior learning
- was deemed to have satisfactorily completed a non-assessable enrolment

³ A subset of 'other government-funded activity' is the Tech Savvy Seniors Program which contributes to the NSW Ageing Strategy. In the reported period, there were 1,933 individual students enrolled in 6,096 subject-only enrolments.

Adult and Community Education programs

Community service obligations (CSO) funded enrolments in qualifications

By region

Table 12 Commencing, continuing and completed community service obligations (CSO) funded enrolments in qualifications by region
For Period (1 January 2018 to 31 March 2018)
Extracted 15 May 2018

Source: NSW Department of Industry's On Line Validation System (OLIV)

| Region ¹ | Commencements | Continuing | Completions |
|-----------------------------------|---------------|------------|-------------|
| Capital Region | 21 | - | - |
| Central Coast | 15 | 23 | 15 |
| Central West | 52 | 11 | - |
| Coffs Harbour–Grafton | 107 | 53 | - |
| Far West and Orana | 99 | 8 | 65 |
| Hunter Valley excluding Newcastle | 69 | 17 | - |
| Illawarra | 1 | - | - |
| Mid North Coast | 2 | 27 | - |
| Murray | 3 | 1 | - |
| New England and North West | 1 | - | - |
| Newcastle and Lake Macquarie | 19 | 20 | - |
| Richmond–Tweed | 231 | 66 | 3 |
| Riverina | 101 | 24 | 13 |
| Southern Highlands and Shoalhaven | - | - | - |
| Sydney | 189 | 5 | - |
| Unknown ² | 5 | - | - |
| Total | 915 | 255 | 96 |

¹ For the area a region covers see Figure 10 on page 39.

² The postcode of a student's home address was not recorded.

By disadvantaged student group

Table 13 Commencing, continuing and completed CSO-funded enrolments in qualifications by disadvantaged student group
For Period (1 January 2018 to 31 March 2018)
Extracted 15 May 2018

Source: NSW Department of Industry's On Line Validation System (OLIV)

| Disadvantaged student group ¹ | Commencements | Continuing | Completions |
|------------------------------------------|---------------|------------|-------------|
| Aboriginal or Torres Strait Islanders | 184 | 112 | 18 |
| Students with disabilities | 249 | 66 | 24 |
| Students living in a regional area | 283 | 108 | 14 |
| Students living in a remote area | 421 | 116 | 78 |

¹ As a student may fall into one or more group this table does not include totals.

Adult and Community Education programs

Community service obligations (CSO) funded students doing qualifications

By region

Table 14 Number of CSO-funded students who commenced, continued and/or completed qualifications by region
For Period (1 January 2018 to 31 March 2018)
Extracted 15 May 2018

Source: NSW Department of Industry's On Line Validation System (OLIV)

| Region ¹ | Commencements | Continuing | Completions |
|-----------------------------------|---------------|------------|-------------|
| Capital Region | 20 | - | - |
| Central Coast | 15 | 23 | 15 |
| Central West | 45 | 6 | - |
| Coffs Harbour–Grafton | 96 | 53 | - |
| Far West and Orana | 88 | 8 | 65 |
| Hunter Valley excluding Newcastle | 69 | 17 | - |
| Illawarra | 1 | - | - |
| Mid North Coast | 2 | 27 | - |
| Murray | 2 | 1 | - |
| New England and North West | 1 | - | - |
| Newcastle and Lake Macquarie | 18 | 20 | - |
| Richmond–Tweed | 229 | 66 | 3 |
| Riverina | 68 | 24 | 13 |
| Southern Highlands and Shoalhaven | - | - | - |
| Sydney | 160 | 5 | - |
| Unknown ² | 5 | - | - |
| Total | 819 | 250 | 96 |

¹ For the area a region covers see Figure 10 on page 39.

² The postcode of a student's home address was not recorded.

By disadvantaged student group

Table 15 Number of CSO-funded students who commenced, continued and/or completed qualifications by disadvantaged student group
For Period (1 January 2018 to 31 March 2018)
Extracted 15 May 2018

Source: NSW Department of Industry's On Line Validation System (OLIV)

| Disadvantaged student group ¹ | Commencements | Continuing | Completions |
|------------------------------------------|---------------|------------|-------------|
| Aboriginal or Torres Strait Islanders | 155 | 109 | 18 |
| Students with disabilities | 207 | 66 | 24 |
| Students living in a regional area | 279 | 108 | 14 |
| Students living in a remote area | 358 | 111 | 78 |

¹ As a student may fall into one or more group this table does not include totals.

Adult and Community Education programs

Community service obligations (CSO) funded subject-only enrolments

By region

Table 16 Commencing, continuing and completed CSO-funded enrolments for subjects only by region
For Period (1 January 2018 to 31 March 2018)
Extracted 15 May 2018
Source: NSW Department of Industry's On Line Validation System (OLIV)

| Region ¹ | Commencements | Continuing | Completions |
|-----------------------------------|---------------|--------------|--------------|
| Capital Region | 5 | 8 | 5 |
| Central Coast | 447 | 294 | 406 |
| Central West | 461 | 6 | 457 |
| Coffs Harbour–Grafton | 277 | 127 | 267 |
| Far West and Orana | 231 | 69 | 224 |
| Hunter Valley excluding Newcastle | 94 | 95 | 71 |
| Illawarra | 244 | 385 | 201 |
| Mid North Coast | 710 | 1,024 | 586 |
| Murray | 23 | 117 | 23 |
| New England and North West | 457 | 130 | 395 |
| Newcastle and Lake Macquarie | 93 | 145 | 93 |
| Richmond–Tweed | 140 | 230 | 119 |
| Riverina | 36 | 48 | 32 |
| Southern Highlands and Shoalhaven | 118 | 353 | 99 |
| Sydney | 968 | 1,503 | 619 |
| Unknown ² | 32 | 91 | 28 |
| Total | 4,336 | 4,625 | 3,625 |

¹ For the area a region covers see Figure 10 on page 39.

² The postcode of a student's home address was not recorded.

By disadvantaged student group

Table 17 Number of CSO-funded students who commenced, continued and/or completed enrolments in subjects only by disadvantaged student group
For Period (1 January 2018 to 31 March 2018)
Extracted 15 May 2018
Source: NSW Department of Industry's On Line Validation System (OLIV)

| Disadvantaged student group ¹ | Commencements | Continuing | Completions |
|------------------------------------------|---------------|------------|-------------|
| Aboriginal or Torres Strait Islanders | 742 | 493 | 695 |
| Students with disabilities | 1,203 | 1,586 | 1,041 |
| Students living in a regional area | 1,270 | 1,773 | 1,074 |
| Students living in a remote area | 1,686 | 891 | 1,567 |

¹ As a student may fall into one or more group this table does not include totals.

Adult and Community Education programs

Community service obligations (CSO) funded students doing subjects only

By region

Table 18 Number of CSO-funded students who commenced, continued and/or completed enrolments in subjects only by region
For Period (1 January 2018 to 31 March 2018)
Extracted 15 May 2018
Source: NSW Department of Industry's On Line Validation System (OLIV)

| Region ¹ | Commencements | Continuing | Completions |
|-----------------------------------|---------------|--------------|--------------|
| Capital Region | 5 | 2 | 5 |
| Central Coast | 168 | 93 | 143 |
| Central West | 280 | 5 | 276 |
| Coffs Harbour–Grafton | 135 | 54 | 130 |
| Far West and Orana | 148 | 42 | 144 |
| Hunter Valley excluding Newcastle | 54 | 35 | 48 |
| Illawarra | 107 | 123 | 102 |
| Mid North Coast | 207 | 279 | 171 |
| Murray | 8 | 23 | 8 |
| New England and North West | 147 | 65 | 135 |
| Newcastle and Lake Macquarie | 31 | 67 | 31 |
| Richmond–Tweed | 45 | 144 | 44 |
| Riverina | 16 | 16 | 14 |
| Southern Highlands and Shoalhaven | 42 | 89 | 40 |
| Sydney | 292 | 406 | 236 |
| Unknown ² | 10 | 18 | 10 |
| Total | 1,695 | 1,461 | 1,537 |

¹ For the area a region covers see Figure 10 on page 39.

² The postcode of a student's home address was not recorded.

By disadvantaged student group

Table 19 Number of CSO-funded students who commenced, continued and/or completed enrolments in subjects only by disadvantaged student group
For Period (1 January 2018 to 31 March 2018)
Extracted 15 May 2018
Source: NSW Department of Industry's On Line Validation System (OLIV)

| Disadvantaged student group ¹ | Commencements | Continuing | Completions |
|------------------------------------------|---------------|------------|-------------|
| Aboriginal or Torres Strait Islanders | 303 | 175 | 285 |
| Students with disabilities | 440 | 523 | 404 |
| Students living in a regional area | 479 | 589 | 419 |
| Students living in a remote area | 773 | 301 | 737 |

¹ As a student may fall into one or more group this table does not include totals.

Apprenticeships and traineeships

Training contract approvals for apprenticeships and traineeships

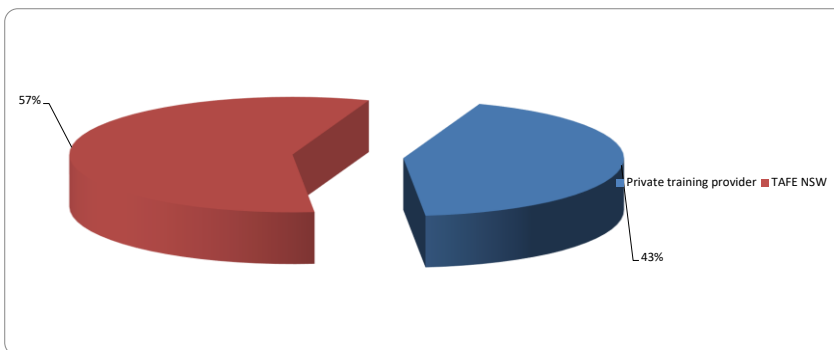
By training provider type

Table 20 Training contract approvals by training provider type
 For Period YTD: 1 January to 30 April 2018; previous YTD: 1 January to 30 April 2017; and 2017 calendar year
 Extracted 1 May 2018
 Source: The NSW Department of Industry's Integrated Vocational Education and Training System (IVETS).

| Training provider type | YTD | Previous YTD | Previous CY |
|---------------------------|---------------|---------------|---------------|
| Private training provider | 8,489 | 7,983 | 25,140 |
| TAFE NSW | 11,314 | 10,115 | 21,965 |
| Unknown ¹ | - | - | 1 |
| Total | 19,803 | 18,098 | 47,106 |

¹ Interstate public training providers who have training contracts with NSW-based apprentices.

Figure 3 Training contract approval by training provider type (YTD: 1 January to 30 April 2018)
 For Period YTD: 1 January to 30 April 2018; previous YTD: 1 January to 30 April 2017; and 2017 calendar year
 Extracted 1 May 2018
 Source: The NSW Department of Industry's Integrated Vocational Education and Training System (IVETS).



Apprenticeships and traineeships

By student type

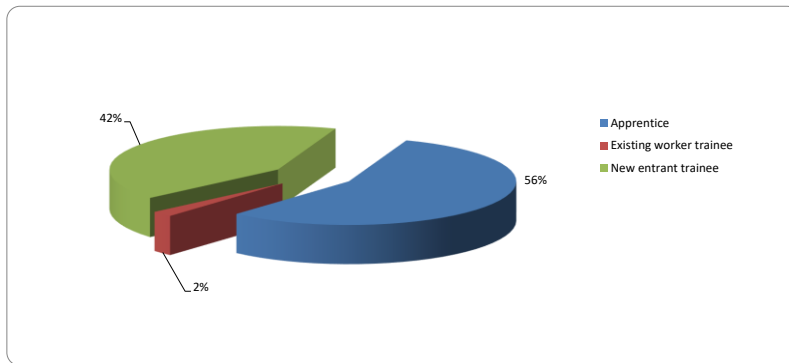
Table 21 Training contract approvals by student type
For Period YTD: 1 January to 30 April 2018; previous YTD: 1 January to 30 April 2017; and 2017 calendar year
Extracted 1 May 2018

Source: The NSW Department of Industry's Integrated Vocational Education and Training System (IVETS).

| Student type | YTD | Previous YTD | Previous CY |
|-------------------------|---------------|---------------|---------------|
| Apprentice | 11,100 | 9,893 | 22,092 |
| Existing worker trainee | 416 | 279 | 936 |
| New entrant trainee | 8,287 | 7,926 | 24,078 |
| Total | 19,803 | 18,098 | 47,106 |

Figure 4 Training contract approvals by student type
For Period YTD: 1 January to 30 April 2018
Extracted 1 May 2018

Source: The NSW Department of Industry's Integrated Vocational Education and Training System (IVETS).



By disadvantaged student group

Table 22 Training contract approvals by disadvantaged student group
For Period YTD: 1 January to 30 April 2018; previous YTD: 1 January to 30 April 2017; and 2017 calendar year
Extracted 1 May 2018

Source: The NSW Department of Industry's Integrated Vocational Education and Training System (IVETS).

| Disadvantaged student group ¹ | YTD | Previous YTD | Previous CY |
|------------------------------------------|-------|--------------|-------------|
| Aboriginal or Torres Strait Islanders | 1,379 | 1,199 | 3,207 |
| Students with disabilities | 558 | 462 | 1,300 |
| Students living in a regional area | 4,095 | 3,782 | 9,541 |
| Students living in a remote area | 4,391 | 3,894 | 10,092 |
| Women in non-traditional trades | 508 | 370 | 1,062 |

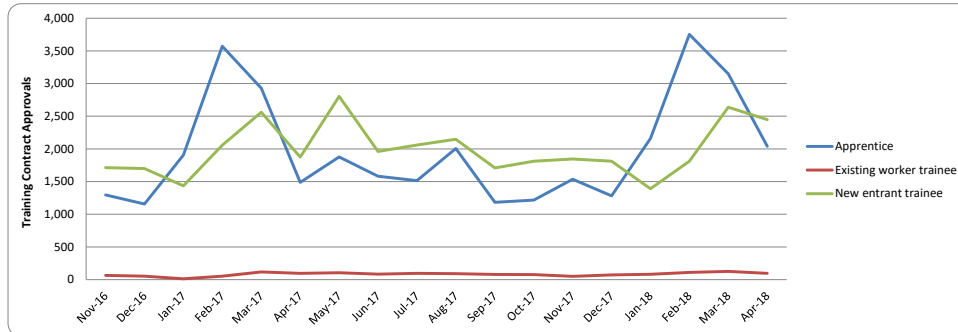
¹ As a student may fall into one or more group this table does not include totals. Also, data is not collected about individuals on a training contract who hold a humanitarian visa or are long-term unemployed.

Apprenticeships and traineeships

By month (for previous 18 months)

Figure 5 Training contract approvals by month
For Period previous 18 months
Extracted 1 May 2018

Source: The NSW Department of Industry's Integrated Vocational Education and Training System (IVETS).



By region

Table 23 Training contract approvals by region
For Period YTD: 1 January to 30 April 2018; previous YTD: 1 January to 30 April 2017; and 2017 calendar year
Extracted 1 May 2018

Source: The NSW Department of Industry's Integrated Vocational Education and Training System (IVETS).

| Region ¹ | YTD | Approvals as % of a region's population (YTD) | Previous YTD | Previous CY |
|-----------------------------------|---------------|-----------------------------------------------|---------------|---------------|
| Capital Region | 683 | 0.33% | 686 | 1,542 |
| Central Coast | 787 | 0.25% | 696 | 1,820 |
| Central West | 668 | 0.34% | 626 | 1,420 |
| Coffs Harbour–Grafton | 366 | 0.28% | 315 | 807 |
| Far West and Orana | 380 | 0.33% | 314 | 794 |
| Hunter Valley excluding Newcastle | 929 | 0.38% | 879 | 2,512 |
| Illawarra | 897 | 0.33% | 727 | 1,849 |
| Mid North Coast | 580 | 0.29% | 506 | 1,351 |
| Murray | 382 | 0.35% | 310 | 748 |
| New England and North West | 647 | 0.37% | 506 | 1,525 |
| Newcastle and Lake Macquarie | 1,299 | 0.38% | 1,212 | 3,128 |
| Richmond–Tweed | 552 | 0.24% | 501 | 1,328 |
| Riverina | 718 | 0.48% | 629 | 1,641 |
| Southern Highlands and Shoalhaven | 454 | 0.33% | 397 | 945 |
| Sydney | 10,244 | 0.23% | 9,687 | 24,956 |
| Unknown ² | 217 | N/A | 107 | 740 |
| Total | 19,803 | 0.27% | 18,098 | 47,106 |

¹ For the area a region covers see Figure 10 on page 39.

² Not enough data to map training location to a NSW region.

Apprenticeships and traineeships

Top five Apprenticeships and Traineeships by training contract approvals

Top five Apprenticeships for year to date

Table 24 Top five apprenticeship by qualification

For Period YTD: 1 January to 30 April 2018

Extracted 1 May 2018

Source: The NSW Department of Industry's Integrated Vocational Education and Training System (IVETS).

| Apprenticeship qualification | YTD |
|------------------------------------------------------------------|-------|
| Electrotechnology - Electrician Certificate III | 1,868 |
| Carpentry Certificate III | 1,586 |
| Plumbing Certificate III | 1,002 |
| Automotive - Light Vehicle Mechanical Technology Certificate III | 751 |
| Engineering - Fabrication Trade Certificate III | 496 |

Top five Apprenticeships for previous year to date

Table 25 Top five apprenticeship by qualification

For Period previous YTD: 1 January to 30 April 2017

Extracted 1 May 2018

Source: The NSW Department of Industry's Integrated Vocational Education and Training System (IVETS).

| Apprenticeship qualification | Previous YTD |
|------------------------------------------------------------------|--------------|
| Electrotechnology - Electrician Certificate III | 1,533 |
| Carpentry Certificate III | 1,367 |
| Plumbing Certificate III | 880 |
| Automotive - Light Vehicle Mechanical Technology Certificate III | 758 |
| Hospitality - Commercial Cookery Certificate III | 459 |

Top five Traineeships for year to date

Table 26 Top five traineeships by qualification

For Period YTD: 1 January to 30 April 2018

Extracted 1 May 2018

Source: The NSW Department of Industry's Integrated Vocational Education and Training System (IVETS).

| Traineeship qualification | YTD |
|-------------------------------------------------------------------------|-------|
| Community Services - Early Childhood Education and Care Certificate III | 1,056 |
| Retail Certificate III | 679 |
| Business Services - Customer Engagement Certificate III | 427 |
| Hospitality Certificate III | 389 |
| Transport and Logistics - Driving Operations Certificate III | 386 |

Apprenticeships and traineeships

Top five traineeships for previous year to date

Table 27 Top five traineeships by qualification (previous YTD: 1 January to 30 April 2017)
For Period previous YTD: 1 January to 30 April 2017
Extracted 1 May 2018

Source: The NSW Department of Industry's Integrated Vocational Education and Training System (IVETS).

| Traineeship qualification | Previous YTD |
|-------------------------------------------------------------------------|--------------|
| Community Services - Early Childhood Education and Care Certificate III | 1,033 |
| Retail Certificate III | 762 |
| Hospitality Certificate III | 451 |
| Transport and Logistics - Warehousing Operations Certificate II | 380 |
| Business Services - Business Administration Certificate III | 339 |

Apprentices and trainees in training

Table 28 Number of apprentices and trainees in training
For Period as at 1 May 2018
Extracted 1 May 2018

Source: The NSW Department of Industry's Integrated Vocational Education and Training System (IVETS).

| Student type | Number |
|--------------------------|---------------|
| Apprentices | 58,472 |
| Existing worker trainees | 1,728 |
| New entrant trainees | 29,721 |
| Total | 89,921 |

Training contract completion rates for Apprenticeships and Traineeships

Table 29 Contract completion rates for apprenticeships and traineeships
For Period calendar years 2016 and 2017
Extracted 1 May 2018

Source: The NSW Department of Industry's Integrated Vocational Education and Training System (IVETS).

| Contract type | 2017 (%) | 2016 (%) |
|----------------|--------------|--------------|
| Apprenticeship | 58.5% | 57.7% |
| Traineeship | 62.0% | 62.6% |
| Total | 60.5% | 60.8% |

Apprenticeships and traineeships

Bert Evans Apprentice Scholarships

The Bert Evans Apprentice Scholarships assist apprentices in NSW who have demonstrated:

- hardship in their personal circumstances
- an aptitude for VET that will lead them to complete their trade training successfully
- a positive attitude and application in the workplace and in off-the-job training.

Source: NSW Department of Industry

Table 30 Number of students receiving a Bert Evans Scholarship
For Period calendar years 2016 and 2017
Extracted 1 May 2018

Source: NSW Department of Industry

| | 2017 | 2016 | 2015 |
|----------------------|------|------|------|
| Scholarships awarded | 75 | 72 | 53 |

Smart and Skilled Program

Smart and Skilled is a NSW Government's initiative to create a successful contestable VET market in NSW, achieve the goals of VET reform and the skill priorities of NSW.

Smart and Skilled delivers subsidised training under A703 two broad categories known as 'program streams' – these are Entitlement and Targeted Priorities.

The Entitlement program stream encourages individuals to gain a post-school qualification at the Certificate I, II or III level and also includes apprenticeships and traineeships (which may be at the Certificate IV, Diploma or Advanced Diploma level). The Targeted Priorities program stream encourages individuals to gain a post-school qualification at the Certificate IV, Diploma or Advanced Diploma level.

Each program stream contains several 'programs'. The Entitlement program stream contains the:

- Entitlement Foundation Skills Program
- Entitlement Full Qualifications Program
- Entitlement Apprenticeships and Traineeships Program.

The Targeted Priorities program stream contains the:

- Targeted Priorities Full Qualifications Program
- Targeted Priorities Prevocational and Part Qualification Program.

A student may participate in more than one Smart and Skilled program, training provider or region.

Smart and Skilled commenced on 1 January 2015. Please consider this when comparing 2015 YTD and 2016 YTD data.

Enrolments

By Smart and Skilled program

Table 31 Commencing, continuing and completed enrolments by Smart and Skilled program
For Period YTD: 1 January to 31 May 2018; previous YTD: 1 January to 31 May 2017; and 2017 calendar year
Extracted 15 Aug 2018

Source: The NSW Department of Industry's Integrated Vocational Education and Training System (IVETS).

| Smart and Skilled program | Commencements | Continuing | Completions |
|---------------------------------------------------------------------------|---------------|---------------|---------------|
| Entitlement – Apprenticeships | 14,212 | 26,113 | 1,039 |
| Entitlement – Traineeships | 8,764 | 9,478 | 3,432 |
| Entitlement Foundation Skills | 6,920 | 379 | 578 |
| Entitlement Full Qualifications | 36,713 | 12,192 | 5,869 |
| Other (Full Qualifications) ¹ | - | 2 | - |
| Targeted Priorities (TP) Full Qualifications | 4,950 | 6,069 | 2,085 |
| TP Prevocational and Part Qualifications –Pre-apprenticeship ² | 621 | 8 | - |
| TP Prevocational and Part Qualifications –Pre-traineeship ³ | 823 | 41 | - |
| TP Prevocational and Part Qualifications – Prevocational ³ | 1,191 | 113 | - |
| TP Prevocational and Part Qualifications – Targeted Skills ⁴ | 7,085 | 690 | - |
| Total | 81,279 | 55,085 | 13,003 |

¹The training falls under an existing Smart and Skilled program but could not be processed with the standard method.

²Part qualifications that assist individuals to gain an apprenticeship or traineeship.

³Part or full qualifications that assist individuals to gain employment or enrol in further education.

⁴Part qualifications for priority groups and industries to assist individuals to upgrade their training and/or learn new skills for employment.

Smart and Skilled Program

By disadvantaged student group

Table 32 Commencing, continuing and completed enrolments by disadvantaged student group
For Period YTD: 1 January to 31 May 2018
Extracted 15 Aug 2018

Source: The NSW Department of Industry's Integrated Vocational Education and Training System (IVETS).

| Disadvantaged student group ¹ | Commencements | Continuing | Completions |
|------------------------------------------|---------------|------------|-------------|
| Aboriginal or Torres Strait Islanders | 8,462 | 4,195 | 966 |
| Students with disabilities | 8,611 | 2,714 | 1,078 |
| Humanitarian visa holders | 1,739 | 148 | 61 |
| Long-term unemployed | 3,160 | 1,089 | 620 |
| Students living in a regional area | 18,316 | 12,042 | 2,699 |
| Students living in a remote area | 6,491 | 5,381 | 1,057 |

¹As a student may fall into one or more group this table does not include totals.

By region

Table 33 Commencing, continuing and completed enrolments by region
For Period YTD: 1 January to 31 May 2018
Extracted 15 Aug 2018

Source: The NSW Department of Industry's Integrated Vocational Education and Training System (IVETS).

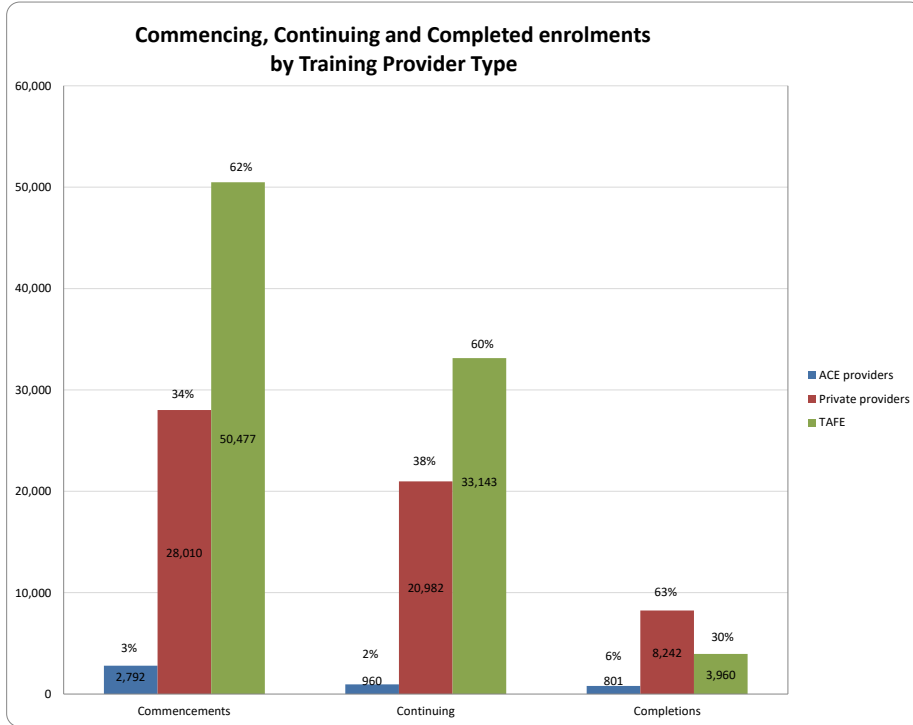
| Region ¹ | Commencements | Continuing | Completions |
|-----------------------------------|---------------|---------------|---------------|
| Capital Region | 1,660 | 1,114 | 239 |
| Central Coast | 3,149 | 1,951 | 635 |
| Central West | 3,446 | 2,057 | 474 |
| Coffs Harbour–Grafton | 2,197 | 1,645 | 297 |
| Far West and Orana | 1,978 | 1,034 | 202 |
| Hunter Valley excluding Newcastle | 2,978 | 2,578 | 502 |
| Illawarra | 3,911 | 2,736 | 804 |
| Mid North Coast | 3,063 | 1,538 | 455 |
| Murray | 944 | 503 | 134 |
| New England and North West | 3,334 | 1,692 | 443 |
| Newcastle and Lake Macquarie | 5,537 | 3,938 | 1,020 |
| Richmond–Tweed | 3,132 | 2,210 | 506 |
| Riverina | 2,609 | 1,753 | 374 |
| Southern Highlands and Shoalhaven | 1,383 | 895 | 225 |
| Sydney | 41,877 | 29,357 | 6,690 |
| Total | 81,198 | 55,001 | 13,000 |

¹For the area a region covers see Figure 10 on page 39.

Smart and Skilled Program

By training provider type

Figure 4 Commencing, continuing and completed enrolments by training provider type
 For Period YTD: 1 January to 31 May 2018
 Extracted 15 Aug 2018
 Source: The NSW Department of Industry's Integrated Vocational Education and Training System (IVETS).



Smart and Skilled Program

Students

A student may participate in more than one Smart and Skilled program, training provider or region.

By Smart and Skilled program

Table 34 Number of students who commenced, continued and/or completed a qualification or accredited course under a Smart and Skilled program
For Period YTD: 1 January to 31 May 2018
Extracted 15 Aug 2018
Source: The NSW Department of Industry's Integrated Vocational Education and Training System (IVETS).

| Smart and Skilled program | Commencements | Continuing | Completions |
|------------------------------------------------------------------------------------------------|---------------|---------------|---------------|
| Entitlement – Apprenticeships | 14,164 | 25,893 | 1,039 |
| Entitlement – Traineeships | 8,731 | 9,404 | 3,432 |
| Entitlement Foundation Skills | 6,690 | 375 | 547 |
| Entitlement Full Qualifications | 35,679 | 12,095 | 5,834 |
| Other (Full Qualifications) ¹ | - | 2 | - |
| Targeted Priorities (TP) Full Qualifications | 4,872 | 5,973 | 2,077 |
| TP Prevocational and Part Qualifications – Part Qualifications Pre-apprenticeship ² | 619 | 8 | - |
| TP Prevocational and Part Qualifications – Part Qualifications Pre-traineeship ² | 814 | 41 | - |
| TP Prevocational and Part Qualifications – Part Qualifications Prevocational ³ | 1,117 | 113 | - |
| TP Prevocational and Part Qualifications – Targeted Skills ⁴ | 6,718 | 688 | - |
| Overall unique student number⁵ | 77,957 | 54,363 | 12,891 |

¹The training falls under an existing Smart and Skilled program but could not be processed with the standard method.

²Part qualifications that assist individuals to gain an apprenticeship or traineeship.

³Part or full qualifications that assist individuals to gain employment or enrol in further education.

⁴Part qualifications for priority groups and industries to assist individuals to upgrade their training and/or learn new skills for employment.

⁵The overall unique student number is not a total.

By region

Table 35 Number of students who commenced, continued and/or completed a qualification or accredited course under a Smart and Skilled program by region
For Period YTD: 1 January to 31 May 2018
Extracted 15 Aug 2018
Source: The NSW Department of Industry's Integrated Vocational Education and Training System (IVETS).

| Region ¹ | Commencements | Commencements as % of a region's population | Continuing | Completions |
|-----------------------------------|---------------|---------------------------------------------|------------|-------------|
| Capital Region | 1,608 | 0.77% | 1,102 | 236 |
| Central Coast | 3,087 | 0.99% | 1,946 | 633 |
| Central West | 3,300 | 1.68% | 2,040 | 474 |
| Coffs Harbour–Grafton | 2,139 | 1.64% | 1,639 | 297 |
| Far West and Orana | 1,902 | 1.67% | 1,025 | 202 |
| Hunter Valley excluding Newcastle | 2,905 | 1.19% | 2,571 | 501 |
| Illawarra | 3,802 | 1.38% | 2,717 | 801 |
| Mid North Coast | 2,945 | 1.46% | 1,516 | 444 |
| Murray | 923 | 0.84% | 499 | 133 |
| New England and North West | 3,218 | 1.83% | 1,689 | 441 |

Smart and Skilled Program

Table 35 Number of students who commenced, continued and/or completed a qualification or accredited course under a Smart and Skilled program by region (Cont.)
For Period YTD: 1 January to 31 May 2018
Extracted 15 Aug 2018
Source: The NSW Department of Industry's Integrated Vocational Education and Training System (IVETS).

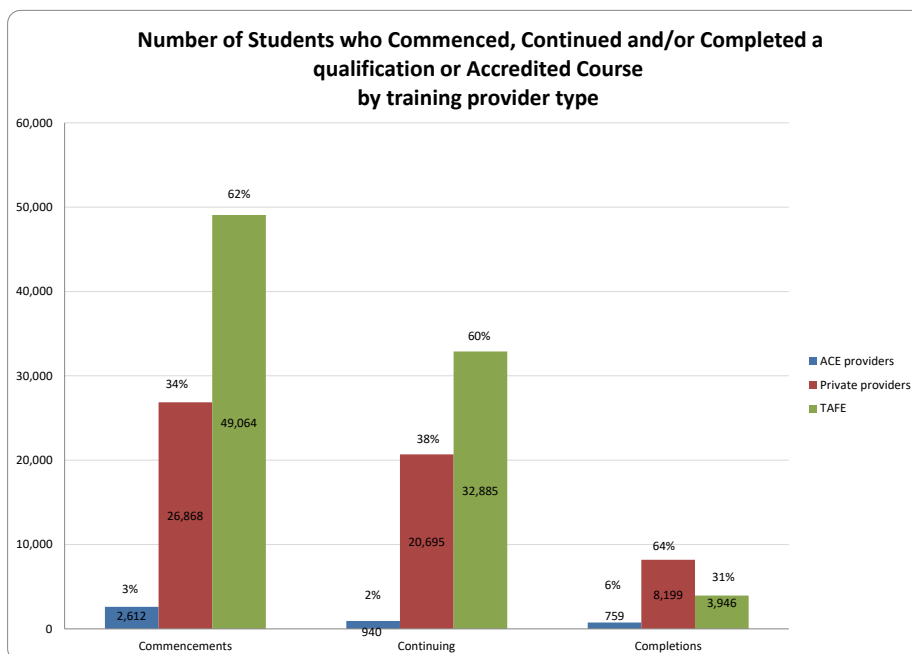
| Region ¹ | Commencements | Commencements as % of a region's population | Continuing | Completions |
|-----------------------------------|---------------|---------------------------------------------|------------|-------------|
| Newcastle and Lake Macquarie | 5,421 | 1.58% | 3,903 | 1,012 |
| Richmond–Tweed | 2,916 | 1.28% | 2,179 | 492 |
| Riverina | 2,546 | 1.70% | 1,742 | 374 |
| Southern Highlands and Shoalhaven | 1,349 | 0.98% | 883 | 225 |
| Sydney | 40,278 | 0.92% | 28,974 | 6,634 |

¹For the area a region covers see Figure 10 on page 39.

²The overall unique student number is not the same as a total.

By training provider type

Figure 5 Number of students who commenced, continued and/or completed a qualification or accredited course by training provider type
For Period YTD: 1 January to 31 May 2018
Extracted 15 Aug 2018
Source: The NSW Department of Industry's Integrated Vocational Education and Training System (IVETS).



Smart and Skilled Program

Smart and Skilled training providers

A 'Smart and Skilled training provider' means a registered training organisation the NSW Department of Industry that has contracted to offer government-subsidised training under Smart and Skilled.

By Smart and Skilled programs with regional approvals

Table 36 Number of Smart and Skilled training providers with regional training delivery approvals by Smart and Skilled program
For Period as at 15 Aug 2018
Extracted 15 Aug 2018

Source: The NSW Department of Industry's Integrated Vocational Education and Training System (IVETS).

| Region ¹ | No. of approved training providers | |
|-----------------------------------|-----------------------------------------|------------------------------------------------|
| | Entitlement Full Qualifications Program | Targeted Priorities Full Qualification Program |
| Capital Region | 22 | 23 |
| Central Coast | 41 | 39 |
| Central West | 28 | 21 |
| Coffs Harbour–Grafton | 17 | 17 |
| Far West and Orana | 23 | 14 |
| Hunter Valley excluding Newcastle | 43 | 32 |
| Illawarra | 48 | 34 |
| Mid North Coast | 25 | 30 |
| Murray | 14 | 10 |
| New England and North West | 23 | 27 |
| Newcastle and Lake Macquarie | 56 | 45 |
| Richmond–Tweed | 29 | 30 |
| Riverina | 27 | 25 |
| Southern Highlands and Shoalhaven | 29 | 28 |
| Sydney | 184 | 207 |

¹For the area a region covers see Figure 10 on page 39.

By Smart and Skilled programs with state wide approvals

Table 37 Number of Smart and Skilled training providers with state wide training delivery approvals by Smart and Skilled program
For Period as at 15 Aug 2018
Extracted 15 Aug 2018

Source: The NSW Department of Industry's Integrated Vocational Education and Training System (IVETS).

| Smart and Skilled program | Training providers |
|----------------------------------------------|--------------------|
| Entitlement Apprenticeships and Traineeships | 336 |
| Entitlement Foundation Skills | 44 |

Smart and Skilled Program

Top 10 qualifications

By commencements

Table 38 Top 10 qualifications by commencements
For Period YTD: 1 January to 31 May 2018
Extracted 15 Aug 2018

Source: The NSW Department of Industry's Integrated Vocational Education and Training System (IVETS).

| Qualification | Commencements |
|-------------------------------------------------------|---------------|
| Certificate III in Early Childhood Education and Care | 4,418 |
| Certificate III in Individual Support | 4,271 |
| Certificate III in Business Administration | 2,868 |
| Certificate III in Carpentry | 2,314 |
| Certificate III in Electrotechnology Electrician | 2,308 |
| Certificate III in Hospitality | 1,432 |
| Certificate III in Retail | 1,405 |
| Certificate III in Warehousing Operations | 1,382 |
| Certificate III in Plumbing | 1,205 |
| Certificate III in Education Support | 1,192 |

By continuing enrolments

Table 39 Top 10 qualifications by continuing enrolments
For Period YTD: 1 January to 31 May 2018
Extracted 15 Aug 2018

Source: The NSW Department of Industry's Integrated Vocational Education and Training System (IVETS).

| Qualification | Continuing |
|--------------------------------------------------------|------------|
| Certificate III in Electrotechnology Electrician | 5,373 |
| Certificate III in Carpentry | 4,228 |
| Certificate III in Plumbing | 2,326 |
| Certificate III in Early Childhood Education and Care | 1,990 |
| Certificate III in Individual Support | 1,468 |
| Diploma of Early Childhood Education and Care | 1,425 |
| Certificate III in Engineering - Fabrication Trade | 1,172 |
| Certificate III in Light Vehicle Mechanical Technology | 1,027 |
| Certificate III in Air-conditioning and Refrigeration | 984 |
| Certificate III in Business Administration | 950 |

By completions

Table 40 Top 10 qualifications by completions
For Period YTD: 1 January to 31 May 2018
Extracted 15 Aug 2018

Source: The NSW Department of Industry's Integrated Vocational Education and Training System (IVETS).

| Qualification | Completions |
|-------------------------------------------------------|-------------|
| Certificate III in Early Childhood Education and Care | 1,052 |
| Certificate III in Individual Support | 884 |
| Certificate III in Business Administration | 520 |
| Certificate III in Hospitality | 465 |
| Certificate III in Retail | 440 |
| Certificate IV in Leadership and Management | 362 |
| Certificate III in Warehousing Operations | 350 |
| Certificate III in Business | 340 |
| Diploma of Early Childhood Education and Care | 291 |
| Diploma of Leadership and Management | 251 |

¹ This qualification (code BSB30415) supersedes and is equivalent to the Certificate III in Business (code BSB30412).

Smart and Skilled Program

Fee-Free Scholarships

Fee-Free Scholarships are part of the NSW Government's commitment under the Reskilling NSW strategy. The strategy provides \$48 million over four years for 200,000 Smart and Skilled concession-eligible 15 to 30 year olds. Fee-Free Scholarships are available to eligible students who undertake study with an approved Smart and Skilled training provider for a qualification from certificate level I to IV that is on the NSW Skills List, with priority giving to eligible social housing residents. Fee-Free Scholarships have been available since 1 July 2015.

By region and training provider type

Table 41 Number of Fee-Free Scholarships by region and training provider type
For Period 1 July 2015 to 01 May 2018
Extracted 01 May 2018

Source: The NSW Department of Industry's Integrated Vocational Education and Training System (IVETS).

| Region ¹ | Fee-Free Scholarships | Training provider type | |
|-----------------------------------|-----------------------|------------------------|---------------------------|
| | | TAFE NSW | Private training provider |
| Capital Region | 1,244 | 731 | 513 |
| Central Coast | 3,108 | 1,894 | 1,214 |
| Central West | 2,198 | 1,765 | 433 |
| Coffs Harbour–Grafton | 2,561 | 2,276 | 285 |
| Far West and Orana | 665 | 511 | 154 |
| Hunter Valley excluding Newcastle | 2,311 | 1,434 | 877 |
| Illawarra | 3,146 | 1,682 | 1,464 |
| Mid North Coast | 3,232 | 2,573 | 659 |
| Murray | 708 | 424 | 284 |
| New England and North West | 1,638 | 1,381 | 257 |
| Newcastle and Lake Macquarie | 4,644 | 3,060 | 1,584 |
| Richmond–Tweed | 3,521 | 2,976 | 545 |
| Riverina | 1,492 | 997 | 495 |
| Southern Highlands and Shoalhaven | 1,147 | 527 | 620 |
| Sydney | 24,813 | 18,197 | 6,616 |
| Total | 56,428 | 40,428 | 16,000 |

¹For the area a region covers see Figure 10 on page 39.

By region and selected student characteristics

Table 42 Number of Fee-Free Scholarships by region and selected student characteristics
For Period 1 July 2015 to 01 May 2018
Extracted 01 May 2018

Source: The NSW Department of Industry's Integrated Vocational Education and Training System (IVETS).

| Region ¹ | Male | Female | Living in social housing | Holding a humanitarian visa |
|-----------------------------------|---------------|---------------|--------------------------|-----------------------------|
| Capital Region | 411 | 833 | 82 | 1 |
| Central Coast | 1,012 | 2,095 | 211 | 2 |
| Central West | 677 | 1,519 | 147 | 4 |
| Coffs Harbour–Grafton | 977 | 1,584 | 94 | 41 |
| Far West and Orana | 263 | 402 | 27 | - |
| Hunter Valley excluding Newcastle | 785 | 1,526 | 160 | 2 |
| Illawarra | 1,268 | 1,878 | 392 | 26 |
| Mid North Coast | 1,166 | 2,065 | 100 | - |
| Murray | 255 | 453 | 82 | 17 |
| New England and North West | 529 | 1,107 | 81 | 1 |
| Newcastle and Lake Macquarie | 1,943 | 2,699 | 412 | 17 |
| Richmond–Tweed | 1,409 | 2,107 | 92 | - |
| Riverina | 476 | 1,016 | 141 | 3 |
| Southern Highlands and Shoalhaven | 470 | 676 | 118 | - |
| Sydney | 8,669 | 16,137 | 2,197 | 670 |
| Total | 20,310 | 36,097 | 4,336 | 784 |

¹For the area a region covers see Figure 10 on page 39.

Smart and Skilled Program

Table 43 Number of Fee-Free Scholarships by region and age cohort
For Period 1 Mar 2017 to 30 Apr 2018
Extracted 15 Aug 2018

Source: The NSW Department of Industry's Integrated Vocational Education and Training System (IVETS).

| Region ¹ | 15–19 years | 20–24 years | 25–30 years |
|-----------------------------------|---------------|---------------|---------------|
| Capital Region | 493 | 418 | 329 |
| Central Coast | 1,245 | 1,035 | 752 |
| Central West | 765 | 744 | 682 |
| Coffs Harbour–Grafton | 1,013 | 849 | 674 |
| Far West and Orana | 250 | 247 | 167 |
| Hunter Valley excluding Newcastle | 994 | 794 | 512 |
| Illawarra | 1,144 | 1,237 | 746 |
| Mid North Coast | 1,391 | 1,023 | 799 |
| Murray | 279 | 257 | 171 |
| New England and North West | 623 | 571 | 441 |
| Newcastle and Lake Macquarie | 1,799 | 1,666 | 1,128 |
| Richmond–Tweed | 1,421 | 1,157 | 911 |
| Riverina | 513 | 526 | 448 |
| Southern Highlands and Shoalhaven | 445 | 405 | 276 |
| Sydney | 7,894 | 8,774 | 7,925 |
| Total | 20,269 | 19,703 | 15,961 |

¹For the area a region covers see Figure 10 on page 39.

Glossary

| | |
|------------------------------------|----------------------------------------------------------------------------------------------------------------------------------------------------------------------------------------------------------------------------------------------------------------------------------------------------------------------------------------------------------------------------------------------------------------------------------------------------------------------------------------------------------------------------------------------------------------------------------------------------------------------------------------------------------------------------------------------|
| ACE | Adult and Community Education |
| Accredited vocational training | Education approved by the Australian Skills Quality Authority. |
| Active provider | A Smart and Skilled contracted training provider who has delivered training under their Smart and Skilled contract. |
| Adult and Community Education | A not-for profit, community-owned organisation with a primary focus on adult education. The ACE sector delivers courses relating to leisure, personal and community development, employment skills, preparation for VET and nationally recognised programs of study. |
| AEDO | Aboriginal Enterprise Development Officer Program |
| Apprentice | An employee who is party to an apprenticeship to learn a trade on-the-job under a qualified tradesperson and off-the-job with a registered training organisation. |
| Approval (training contract) | The official confirmation by Training Services NSW that an apprenticeship or traineeship has commenced with an employer. |
| Approved (training provider) | A training provider has been offered and has accepted a Smart and Skilled contract. |
| Approved qualification | A qualification that a training provider is approved to deliver under Smart and Skilled. |
| AQF | Australian Quality Framework |
| ASDB | The NSW Department of Industry's Aboriginal Services Database. |
| ATSI | Aboriginal or Torres Strait Islander |
| Australian Quality Framework | <p>The national policy for regulated qualifications in the Australian education and training system.</p> <p>The AQF incorporates the quality assured qualifications from each education and training sector into a single comprehensive national qualifications framework. The AQF defines the qualification levels issued by schools, vocational education and training providers and higher education.</p> <p>The AQF qualifications that apply to VET are Certificate levels I to IV, Diploma and Advanced Diploma, as well as Graduate Certificate and Graduate Diploma.</p> <p>Maintaining the AQF is a shared responsibility of the Commonwealth, state and territory governments.</p> |
| Bert Evans Apprentice Scholarships | <p>These scholarships assist apprentices in NSW who have demonstrated:</p> <ul style="list-style-type: none"> • hardship in their personal circumstances • an aptitude for VET that will lead them to complete their trade training successfully • a positive attitude and application in the workplace and in off-the-job training. <p>A maximum of 50 scholarships are awarded annually, including 10 NSW Country Apprentice Scholarships.</p> |
| Commencement | Occurs when a student begins to participate in training for a qualification or accredited course; or, for a subject-only enrolment, begins to participate in a module or unit of competency that is scheduled to be completed in the current year. |
| Commitment | Represents a commitment by government to subsidise a training provider for the cost of training an approved prospective student in an approved qualification, accredited course or subject-only enrolment. |
| Community service obligation (CSO) | A service with an identifiable community or social benefit that cannot be supplied under commercial costs and conditions, and that government subsidises. |
| Continuing | A student who is continuing training for a qualification or accredited course in a subsequent year to the commencement year and who is still training at the time of this report; or, for a subject-only enrolment, an enrolment in a module or unit of competency that is scheduled to be completed in a future year. |
| Completion | A student who has successfully completed a qualification or accredited course; or, for a subject-only enrolment, has completed a module or unit of competency. |
| Completion Rate | |
| CSO | Community service obligation |
| Disadvantaged student group | A student who falls into one or more equity categories of: being an Aboriginal or Torres Strait Islander, being disabled, being a humanitarian visa holder, being long-term unemployed, or living in a regional or remote area. |

| | |
|-----------------------------------------------|--------------------------------------------------------------------------------------------------------------------------------------------------------------------------------------------------------------------------------------------------------------------------------------------------------------------------------------------------------------------------------------------------------------------------------------------------------------------------------------------------------------------------------------------------------------------------------|
| Enrolment | The engagement and participation of a student in an approved qualification, accredited course or subject-only training. |
| Existing worker trainee | A long-term employee (greater than three months full time or 12 months part time) who is party to a traineeship to learn a recognised vocation on-the-job under supervision and off-the-job with a training provider. |
| Fee for service | A VET qualification or accredited course that is not subsidised by government (a student or their employer pays the full fee for the training). |
| Fee-Free Scholarships | Part of the NSW Government's commitment under the Reskilling NSW strategy. It provides \$48 million over 4 years (starting on 1 July 2015) for 200,000 scholarships. The scholarships cover the fee for any Certificate I to IV level qualification on the NSW Skills List. To be eligible, a student must be aged between 15 and 30 years and eligible for Smart and Skilled's concession fee (with priority given to social housing residents); or living (or have lived) in out-of-home care; or someone who has experienced (or is experiencing) domestic/family violence. |
| FY | Financial year |
| Jobs of Tomorrow Scholarships | The Program provides \$25 million over four years (starting in 2016) for 25,000 scholarships in science, technology, engineering and mathematics (STEM) VET qualifications. Eligible students receive a \$1,000 scholarship to encourage them to enrol and complete a STEM qualification. In each calendar year, the first 6,250 eligible students who apply and commence training will be offered a scholarship. |
| IVETS | The NSW Department of Industry's Integrated Vocational Education and Training Services database. |
| NCAP | New Careers for Aboriginal People Program |
| NCVER | National Centre for Vocational Education Research |
| New entrant trainee | An employee who is party to a traineeship to learn a recognised vocation on-the-job under supervision and off-the-job with a training provider. |
| Non-accredited vocational training | Education with a vocational intent that is non-assessable and not recognised under the AQF. |
| NSW Ageing Strategy | NSW Government commitment to support seniors in the community with a range of programs and initiatives. |
| OLiV | The NSW Department of Industry's On Line Validation System. |
| Private training provider | A non-TAFE training provider that is registered with the Australian Skills Quality Authority, and can deliver nationally recognised courses and award AQF VET qualifications. |
| Qualification | A nationally recognised qualification under the Australian Qualifications Framework (AQF). |
| Recognition of prior learning | Recognition of prior learning (RPL) involves the assessment of the previously unrecognised skills and knowledge an individual has achieved outside the formal education and training system. This assessment determines the extent to which that individual has achieved the required learning outcomes, competency outcomes, or standards for entry to, and/or partial or total completion of a program of study without the need for further study. |
| Region | There are 15 training regions (which are based on Australian Bureau of Statistics SA4 level). See Figure 6 on page 32. |
| Regional | A classification of a student's residence using the Australian Bureau of Statistics Accessibility/Remoteness Index of Australia. |
| Registered training organisation (RTO) | An training provider that is registered with the Australian Skills Quality Authority – which allows them to deliver nationally courses and award AQF VET qualifications. |
| Remote | A classification of a student's residence using the Australian Bureau of Statistics Accessibility/Remoteness Index of Australia. |
| Reskilling NSW strategy | An NSW Government initiative to help individuals get a job by giving them better access to VET. |
| Returned (contract) | A training provider that has chosen to withdraw from its Smart and Skilled contract. |
| Smart and Skilled | The NSW Government's initiative to create a successful contestable VET market in NSW, and achieve the goals of VET reform and the skill priorities of NSW. |
| Smart and Skilled program | A subset of Smart and Skilled government-subsidised training with specific characteristics. |

| | |
|----------------------------------------|----------------------------------------------------------------------------------------------------------------------------------------------------------------------------------------------------------------------------------------------------------------------------------------------------------------------------------------------------------------------------------------------------------------------------------------------------------------------------------------------------|
| Status (training provider) | Indicates whether a Smart and Skilled training provider's contract has been approved, suspended, returned or terminated. |
| Subject-only enrolment | An enrolment in a module or unit of competency that is not intended to lead to the issue of a qualification or accredited course. |
| Suspended (training provider) | A training provider's Smart and Skilled contract has been temporarily suspended for one or more breaches of contract conditions. |
| TAFE NSW | The NSW Government's public training provider of VET in NSW. |
| Tech Savvy Seniors Program | A joint NSW Government and Telstra initiative that provides grants to ACE providers to deliver training in the use of smart technologies to people over 60 years of age. |
| Terminated (training provider) | A training provider's Smart and Skilled contract has been terminated for one or more breaches of contract conditions. |
| Total VET activity | All accredited VET activity from all training providers (unless granted an exemption) in accordance with the National VET Provider Collection Data Requirements Policy. |
| Trade | The occupation to which an apprenticeship leads. |
| Training contract | The mutual agreement between an employer and apprentice or trainee. |
| Training contract type | A training contract can be either an apprenticeship, an existing worker traineeship or a new entrant traineeship. |
| Training provider | A training provider that is registered with the Australian Skills Quality Authority, and can deliver nationally recognised courses and award AQF VET qualifications. |
| VET | Vocational education and training |
| VET FEE-HELP | An Australian Government income-contingent loan scheme for VET students. A loan covers a student's fees. The student is only required to pay back the loan when their income reaches a set level. |
| Vocation | The occupation to which a traineeship leads. |
| Vocational Training Assistance | Provided through the Vocational Training Assistance Scheme (VTAS) – a program that provides eligible apprentices and trainees with monetary assistance to attend off-the-job training during the term of their apprenticeship or traineeship. Existing worker trainees are ineligible to claim vocational training assistance. Current rates for travel are 12 cents per kilometre and \$28 per night for accommodation, and a one-off payment of up to \$2,000 for a student who has to relocate. |
| VTAS | Vocational Training Assistance Scheme |
| Woman in non-traditional trades | Currently, 167 out of a total 1,211 trades are considered to be non traditional trades for women. Examples include Certificate III in Aeroskills (Mechatronics) and Certificate III in Solid Plastering. |
| YTD | Year to date |

NSW training regions

Figure 6 Training regions in NSW

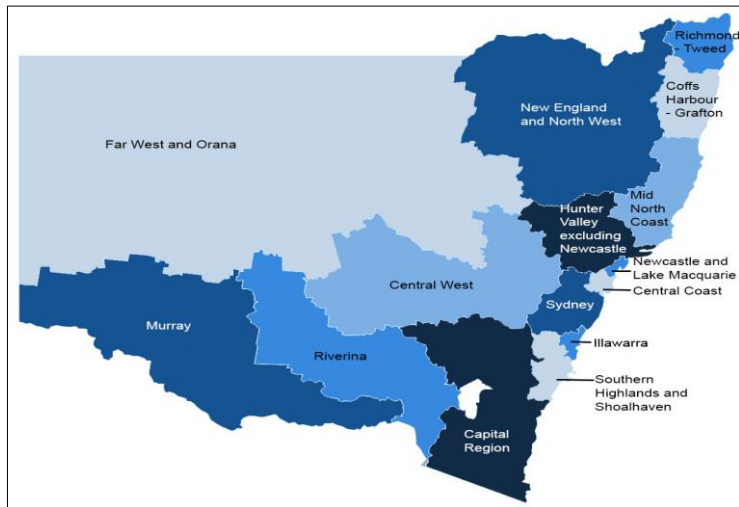


Table 44 Major towns or areas for each region

| This region... | Includes... |
|-----------------------------------|------------------------------------------------------------------------------------------|
| Capital Region | Goulburn, Yass, Queanbeyan, the Snowy Mountains and the South Coast |
| Central Coast | Brooklyn, Davistown, Terrigal, The Entrance, Wyong and Gosford |
| Central West | Bathurst, Lachlan Valley, Lithgow, Mudgee and Orange |
| Coffs Harbour–Grafton | Coffs Harbour and the Clarence Valley |
| Far West and Orana | Bourke, Cobar, Coonamble, Broken Hill and Dubbo |
| Hunter Valley excluding Newcastle | Lower and Upper Hunter, Maitland and Port Stephens |
| Illawarra | Wollongong, Shellharbour and Kiama |
| Mid North Coast | Great Lakes, Kempsey, Nambucca, Lord Howe Island, Port Macquarie, Taree and Gloucester |
| Murray | Upper and Lower Murray, and Albury |
| Newcastle and Lake Macquarie | Newcastle and Lake Macquarie |
| New England and North West | Armidale, Inverell, Moree, Inverell, Tenterfield, Moree, Narrabri, Tamworth and Gunnedah |
| Richmond–Tweed | Richmond Valley and Tweed Valley |
| Riverina | Griffith, Tumut and Wagga Wagga |
| Southern Highlands and Shoalhaven | Mittagong, Bowral, Nowra and Ulladulla |
| Sydney | Sydney and the Blue Mountains |