



# Performance of NSW VET programs: monthly report

**May 2019**

Published by the Department of Industry, Skills and Regional Development. First published April 2016.

---

© State of New South Wales through Department of Industry, Skills and Regional Development 2016

This publication is copyright. You may download, display, print and reproduce this material provided that the wording is reproduced exactly, the source is acknowledged, and the copyright, update address and disclaimer notice are retained. To copy, adapt, publish, distribute or commercialise any of this publication you will need to seek permission from the Department of Industry, Skills and Regional Development.

Disclaimer: The information contained in this publication is based on knowledge and understanding at the time of writing (June 2016). However, because of advances in knowledge, users are reminded of the need to ensure that the information upon which they rely is up to date and to check the currency of the information with the appropriate officer of the Department of Industry, Skills and Regional Development or the user's independent advisor.

---

# Contents

<b>About this report</b>	<b>4</b>
<b>National VET activity data</b>	<b>5</b>
VET activity data from NCVET .....	5
Enrolments by qualification level .....	5
<b>Performance of NSW VET programs</b>	<b>7</b>
<b>Aboriginal programs and services</b> .....	<b>7</b>
Elsa Dixon Aboriginal Employment Program .....	7
Aboriginal Enterprise Development Officer Program .....	8
New Careers for Aboriginal People Program .....	8
The Way Ahead for Aboriginal People Program .....	8
<b>Adult and Community Education programs</b> .....	<b>9</b>
Qualification enrolments by funding source .....	9
Subject-only enrolments by funding source .....	10
Community service obligations funded enrolments in qualifications .....	11
CSO-funded students doing qualifications .....	12
CSO-funded subject-only enrolments .....	13
CSO-funded students doing subjects only .....	14
<b>Apprenticeships and traineeships</b> .....	<b>15</b>
Training contract approvals for apprenticeships and traineeships .....	15
Top five apprenticeships and traineeships by training contract approvals .....	18
Apprentices and trainees in training .....	19
Training contract completion rates for apprenticeships and traineeships .....	19
Bert Evans Apprentice Scholarships .....	20
<b>Smart and Skilled Program</b> .....	<b>21</b>
Enrolments .....	21
Students .....	24
Smart and Skilled training providers .....	26
Top 10 qualifications .....	27
Fee-Free Scholarships .....	28
<b>Glossary</b>	<b>30</b>
<b>NSW training regions</b>	<b>33</b>

## About this Report

This is a monthly report on the performance of NSW vocational education and training (VET) programs and follows the introduction of the NSW Government's Smart and Skilled reform in January 2015. The Department of Industry, Skills and Regional Development publishes this report regularly in line with the NSW Government's commitment to transparency.

The completeness of the report's data and information will improve over time as training providers adjust to new reporting requirements.

When interpreting the report's data care must be taken because:

- There are overlaps between different data sets (e.g. apprenticeship data appears in both the Apprenticeship and Traineeship section, and in the Smart and Skilled section).
- Data may have breaks or adjustments in the time series.
- Some data relates to the year to date (YTD) and previous YTD, but other data may relate to a calendar or financial year.

The Glossary explains terms the report uses and a map of training regions please see the table of contents for its location.

# National VET activity data

The National Centre for Vocational Education Research (NCVER) is responsible for collecting, managing, analysing, evaluating and communicating research and statistics about vocational education and training (VET) nationally on behalf of the Commonwealth and state and territory ministers responsible for VET.

## VET activity data from NCVER

### Enrolments by qualification level

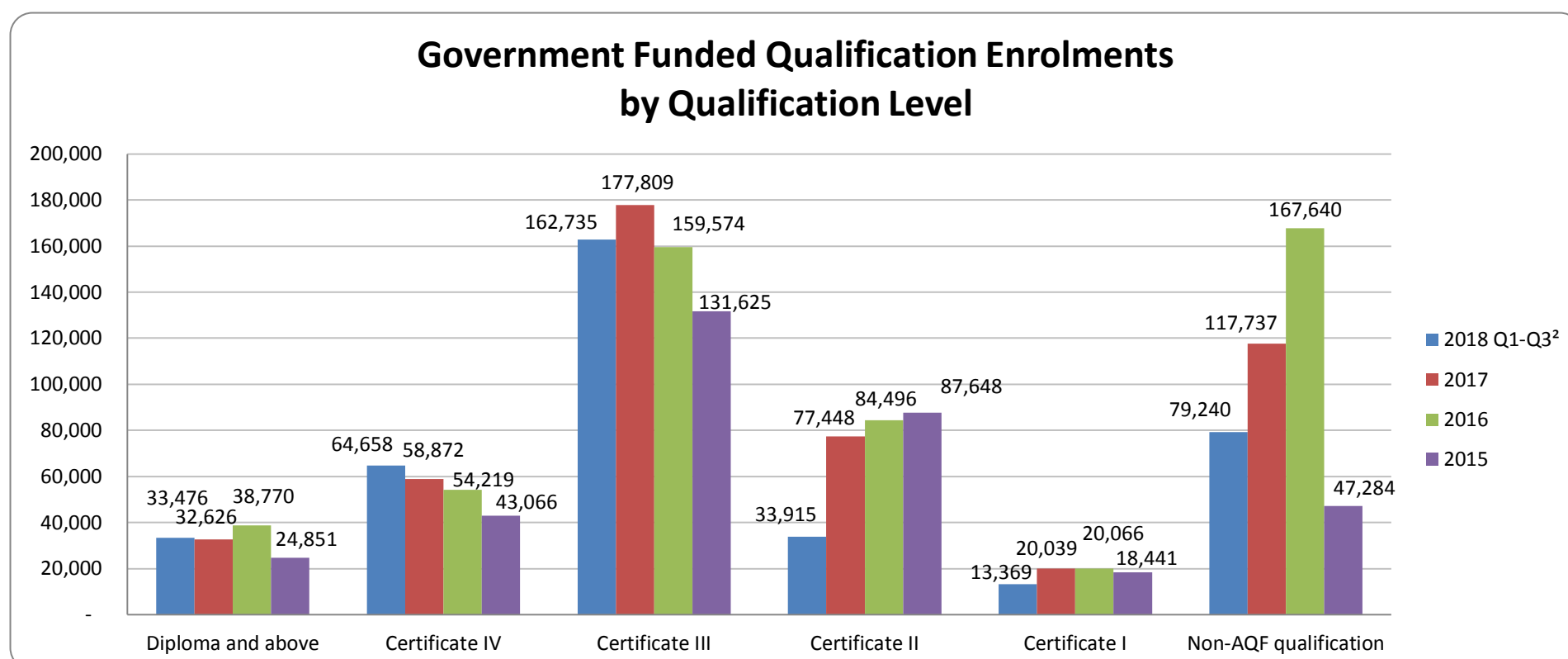
#### NSW Government-funded enrolments

**Table 1 NSW Government-funded enrolments by qualification level<sup>1</sup>**  
For calendar year period  
Extracted 31 May 2019  
Source: NCVER's VOCStats

Qualification level	2018 Q1-Q3 <sup>2</sup>	2017	2016	2015
Diploma and above	33,476	32,626	38,770	24,851
Certificate IV	64,658	58,872	54,219	43,066
Certificate III	162,735	177,809	159,574	131,625
Certificate II	33,915	77,448	84,496	87,648
Certificate I	13,369	20,039	20,066	18,441
Non-AQF qualification	79,240	117,737	167,640	47,284
<b>Total</b>	<b>387,393</b>	<b>484,531</b>	<b>524,765</b>	<b>352,915</b>

<sup>1</sup> Government-funded activity is classified as 'NSW' by the funding body.  
<sup>2</sup> Q1-Q3 refers to Jan to Sep data.

**Figure 1 NSW Government-funded enrolments by qualification level<sup>1</sup>**  
For calendar year period  
Extracted 31 May 2019  
Source: NCVER's VOCStats



## Total NSW VET Activity

Total NSW VET activity is an estimate of all accredited VET training activity in NSW in 2014 – it includes government-subsidised training and fee-for-service training. NCVET noted that the publication of this data for the first time in 2015 was affected by incompleteness because 2014 was a transition year.

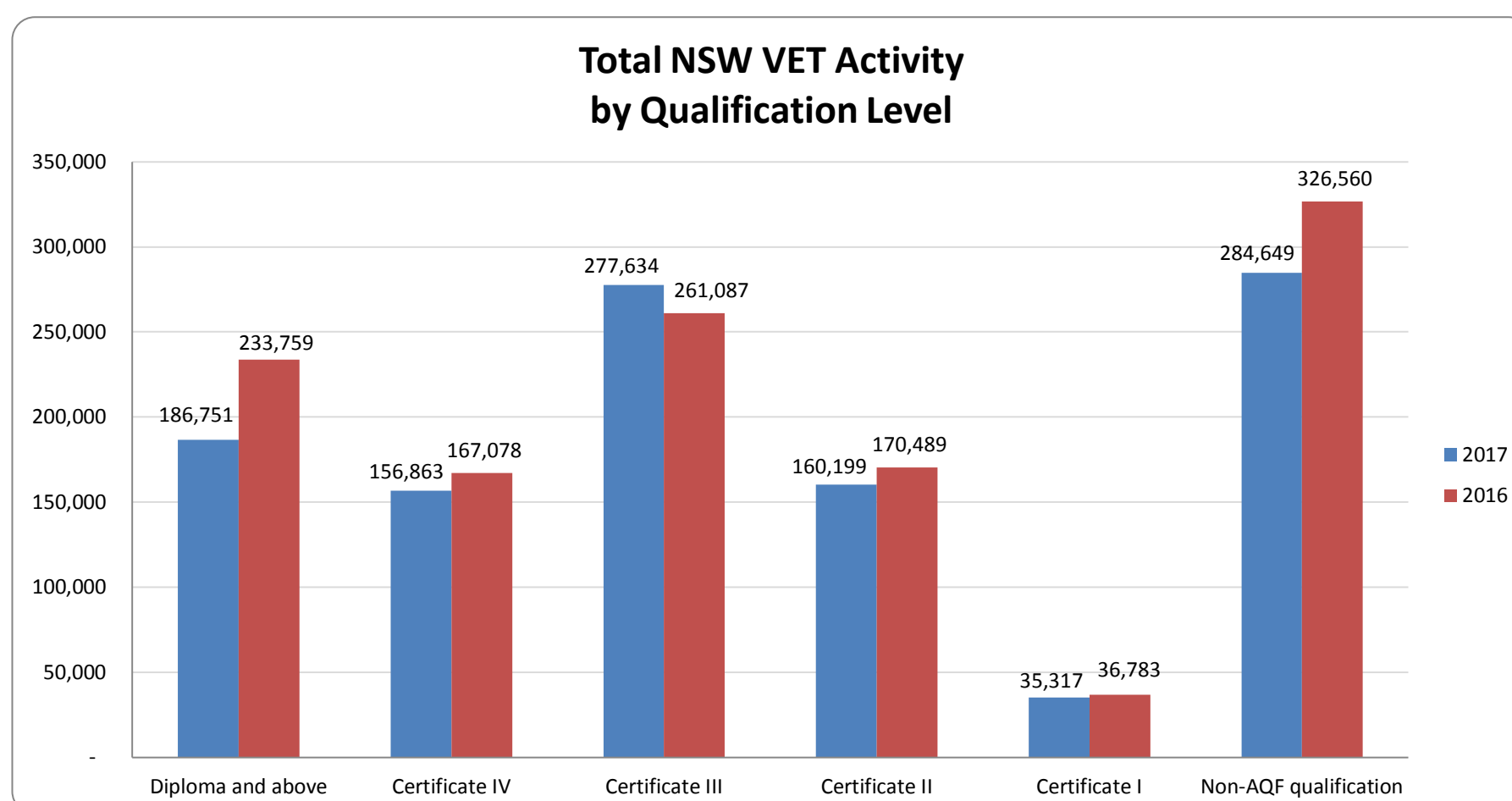
Source: NCVET

**Table 2 Total NSW VET activity by qualification level**  
For Period 2016 and 2017 calendar year  
Extracted 31 May 2019  
Source: NCVET's VOCStats

Qualification level	2017	2016
Diploma and above	186,751	233,759
Certificate IV	156,863	167,078
Certificate III	277,634	261,087
Certificate II	160,199	170,489
Certificate I	35,317	36,783
Non-AQF qualification	284,649	326,560
<b>Total</b>	<b>1,101,413</b>	<b>1,195,756</b>

1 Total VET activity is classified as 'NSW' by delivery location.

**Figure 2 Total NSW VET activity by qualification level**  
For Period calendar year  
Extracted 1 January 2018 to 31 May 2019  
Source: NCVET's VOCStats



# Performance of NSW VET programs

## Aboriginal programs and services

### Elsa Dixon Aboriginal Employment Program

The Elsa Dixon Aboriginal Employment Program provides annual funding to organisations to support Aboriginal education, employment and training by:

- subsidising the salary, development and support costs of Aboriginal employees in a public service agency or local council
- funding innovative community projects
- supporting work experience for Aboriginal students in their final year of a degree or post-degree course.

**Table 3 NSW Government-sector positions funded by the Elsa Dixon Aboriginal Employment Program by financial year**  
For Period (1 July 2018 to 31 May 2019)  
Extracted 31 May 2019  
Source: NSW Department of Industry

Position funded	2018-19 <sup>1</sup>	2017-18
Graduate Position (no longer exists)	-	-
Permanent position	3	2
School-based position	45	51
Temporary position	3	3
<b>Total</b>	<b>51</b>	<b>56</b>

**Table 4 Partnerships funded by the Elsa Dixon Aboriginal Employment Program by financial year**  
For Period (1 July 2018 to 31 May 2019)  
Extracted 31 May 2019  
Source: NSW Department of Industry

Position funded	2018-19 <sup>1</sup>	2017-18
Partnerships	5	2

<sup>1</sup> The period covered is from 1 July 2018 to 31 May 2019.

## Aboriginal programs and services

### Aboriginal Enterprise Development Officer Program

The Aboriginal Enterprise Development Officer (AEDO) Program is a free program for Aboriginal people considering starting up their own business or expanding their current business.

**Table 5 Outcomes for the Aboriginal Enterprise Development Officer Program by financial year**  
For Period (1 July 2018 to 31 May 2019)  
Extracted 31 May 2019  
Source: NSW Department of Industry

	2018-19 <sup>1</sup>	2017-18
AEDO projects funded	8	8
AEDO new businesses established	40	51
Aboriginal employment positions created	64	88

<sup>1</sup> The period covered is from 1 July 2018 to 31 May 2019.

### New Careers for Aboriginal People Program

The New Careers for Aboriginal People (NCAP) Program is a free program for Aboriginal people seeking employment and training advisory support services.

**Table 6 Outcomes for the New Careers for Aboriginal People Program by financial year**  
For Period (1 July 2018 to 31 May 2019)  
Extracted 30 April 2019 (Supplied date)  
Source: NSW Department of Industry

	2018-19 <sup>1</sup>	2017-18
NCAP projects funded <sup>2</sup>	12	12
NCAP employment outcomes <sup>3</sup>	459	739
NCAP training outcomes <sup>4</sup>	686	888

<sup>1</sup> The period covered is from 1 July 2018 to 31 May 2019.

<sup>2</sup> Refers to not-for-profit, community-owned organisations that deliver the NCAP Program.

<sup>3</sup> Number of individuals placed in employment and still in employment after three months.

<sup>4</sup> Number of individuals who have completed an accredited training course or qualification.

### The Way Ahead for Aboriginal People Program

The Way Ahead for Aboriginal People Program provides mentoring services for Aboriginal apprentices and trainees who need additional support in the workplace. Mentors are chosen because of their experience and acceptance within Aboriginal communities.

Source: NSW Department of Industry.

**Table 7 Outcomes for The Way Ahead for Aboriginal People Program by financial year**  
For Period (1 July 2018 to 31 May 2019)  
Extracted 31 May 2019  
Source: NSW Department of Industry

	2018-19 <sup>1</sup>	2017-18
Apprentices mentored	213	172
Trainees mentored	275	250
School-based apprentices or trainees mentored	134	186
<b>Total</b>	<b>622</b>	<b>608</b>

<sup>1</sup> The period covered is from 1 July 2018 to 31 May 2019.



## Adult and Community Education programs

Adult and Community Education (ACE) training providers are not-for-profit, community-owned organisations with a primary focus on adult education. The ACE sector delivers courses relating to leisure, personal and community development, employment skills, preparation for VET and nationally recognised programs of study.

ACE data is collected quarterly and the most recent data available is the period 1 January 2019 to 31 March 2019.

### Qualification enrolments by funding source

#### By commencements, continuing enrolments and completions

**Table 8** Commencing, continuing and completed enrolments in qualifications by funding source  
For Period (1 January 2019 to 31 March 2019)  
Extracted 31 May 2019  
Source: NSW Department of Industry's ACE database

Funding source	Commencements	Continuing	Completions
Community service obligation (Smart and Skilled) <sup>1</sup>	594	148	82
Other government funding <sup>2</sup> excluding Smart and Skilled <sup>1</sup>	200	273	55
Fee for service <sup>1</sup>	579	117	21
<b>Total</b>	<b>1,373</b>	<b>538</b>	<b>158</b>

<sup>1</sup> Includes part qualifications.

<sup>2</sup> Includes funding from the NSW Government and the Australian Government.

#### By number of students

**Table 9** Number of students who commenced, continued and/or completed their enrolment in a qualification by funding source  
For Period (1 January 2019 to 31 March 2019)  
Extracted 31 May 2019  
Source: NSW Department of Industry's ACE database

Funding source <sup>1</sup>	Commencements	Continuing	Completions
Community service obligation (Smart and Skilled) <sup>2</sup>	499	114	78
Other government funding excluding Smart and Skilled <sup>2</sup>	187	253	49
Fee for service <sup>2</sup>	572	117	21

<sup>1</sup> As a student may fall into one or more funding group this table does not include totals.

<sup>2</sup> Includes part qualifications.

## Adult and Community Education programs

### Subject-only enrolments by funding source

Subject-only enrolments include both accredited and non-accredited vocational training. However, all subjects delivered must be nationally approved with vocational intent (i.e. supporting employment outcomes), with no more than 20 per cent in non-accredited courses.

#### By commencements, continuing enrolments and completions

**Table 10 Commencements, continuing enrolments and completions for subjects-only enrolments by funding source**  
For Period (1 January 2019 to 31 March 2019)  
Extracted 31 May 2019  
Source: NSW Department of Industry's ACE database

Funding source	Commencements	Continuing	Completions <sup>1</sup>
Community service obligation (Smart and Skilled)	5,633	5,164	5,227
Other government funding <sup>2</sup> excluding Smart and Skilled	1,006	740	974
Fee for service	3,889	117	3,787
<b>Total</b>	<b>10,528</b>	<b>6,021</b>	<b>9,988</b>

<sup>1</sup> Completion is where an enrolled student either:  
- achieved competency achieved/passed  
- was granted recognition of prior learning  
- was deemed to have satisfactorily completed a non-assessable enrolment

<sup>2</sup> A subset of 'other government-funded activity' is the Tech Savvy Seniors Program which contributes to the NSW Ageing Strategy. In the

#### By number of students

**Table 11 Number of students who commenced, continued and/or completed subject-only enrolments by funding source**  
For Period (1 January 2019 to 31 March 2019)  
Extracted 31 May 2019  
Source: NSW Department of Industry's ACE database

Funding source <sup>1</sup>	Commencements	Continuing	Completions <sup>2</sup>
Community service obligation (Smart and Skilled)	2,286	1,529	2,170
Other government funding <sup>3</sup> excluding Smart and Skilled	437	356	423
Fee for service	3,142	1,615	3,105

<sup>1</sup> As a student may fall into one or more funding group this table does not include totals.

<sup>2</sup> Completion is where an enrolled student either:  
- achieved competency achieved/passed  
- was granted recognition of prior learning  
- was deemed to have satisfactorily completed a non-assessable enrolment

<sup>3</sup> A subset of 'other government-funded activity' is the Tech Savvy Seniors Program which contributes to the NSW Ageing Strategy. In the reported period, there were 1,933 individual students enrolled in 6,096 subject-only enrolments.

## Adult and Community Education programs

### Community service obligations (CSO) funded enrolments in qualifications

#### By region

**Table 12** Commencing, continuing and completed community service obligations (CSO) funded enrolments in qualifications by region  
For Period (1 January 2019 to 31 March 2019)  
Extracted 31 May 2019  
Source: NSW Department of Industry's ACE database

Region <sup>1</sup>	Commencements	Continuing	Completions
Capital Region	1	-	-
Central Coast	8	2	-
Central West	33	1	2
Coffs Harbour–Grafton	43	-	-
Far West and Orana	63	5	7
Hunter Valley excluding Newcastle	-	-	-
Illawarra	-	-	-
Mid North Coast	10	21	1
Murray	4	-	2
New England and North West	74	-	-
Newcastle and Lake Macquarie	12	25	-
Richmond–Tweed	27	3	-
Riverina	130	87	68
Southern Highlands and Shoalhaven	1	-	1
Sydney	188	4	1
Unknown <sup>2</sup>	-	-	-
<b>Total</b>	<b>594</b>	<b>148</b>	<b>82</b>

<sup>1</sup> For the area a region covers see Figure 10 on page 39.

<sup>2</sup> The postcode of a student's home address was not recorded.

#### By disadvantaged student group

**Table 13** Commencing, continuing and completed CSO-funded enrolments in qualifications by disadvantaged student group  
For Period (1 January 2019 to 31 March 2019)  
Extracted 31 May 2019  
Source: NSW Department of Industry's ACE database

Disadvantaged student group <sup>1</sup>	Commencements	Continuing	Completions
Aboriginal or Torres Strait Islanders	96	36	13
Students with disabilities	233	99	21
Students living in a regional area	91	33	6
Students living in a remote area	339	122	75

<sup>1</sup> As a student may fall into one or more group this table does not include totals.

## Adult and Community Education programs

### Community service obligations (CSO) funded students doing qualifications

#### By region

**Table 14** Number of CSO-funded students who commenced, continued and/or completed qualifications by region  
For Period (1 January 2019 to 31 March 2019)  
Extracted 31 May 2019  
Source: NSW Department of Industry's ACE database

Region <sup>1</sup>	Commencements	Continuing	Completions
Capital Region	1	-	-
Central Coast	8	2	-
Central West	22	1	2
Coffs Harbour–Grafton	41	-	-
Far West and Orana	53	5	7
Hunter Valley excluding Newcastle	-	-	-
Illawarra	-	-	-
Mid North Coast	10	21	1
Murray	3	-	2
New England and North West	74	-	-
Newcastle and Lake Macquarie	12	24	-
Richmond–Tweed	27	3	-
Riverina	87	54	64
Southern Highlands and Shoalhaven	1	-	1
Sydney	160	4	1
Unknown <sup>2</sup>	-	-	-
<b>Total</b>	<b>499</b>	<b>114</b>	<b>78</b>

<sup>1</sup> For the area a region covers see Figure 10 on page 39.

<sup>2</sup> The postcode of a student's home address was not recorded.

#### By disadvantaged student group

**Table 15** Number of CSO-funded students who commenced, continued and/or completed qualifications by disadvantaged student group  
For Period (1 January 2019 to 31 March 2019)  
Extracted 31 May 2019  
Source: NSW Department of Industry's ACE database

Disadvantaged student group <sup>1</sup>	Commencements	Continuing	Completions
Aboriginal or Torres Strait Islanders	75	27	11
Students with disabilities	172	88	20
Students living in a regional area	90	31	6
Students living in a remote area	273	90	71

<sup>1</sup> As a student may fall into one or more group this table does not include totals.

## Adult and Community Education programs

### Community service obligations (CSO) funded subject-only enrolments

#### By region

**Table 16** Commencing, continuing and completed CSO-funded enrolments for subjects only by region  
For Period (1 January 2019 to 31 March 2019)  
Extracted 31 May 2019  
Source: NSW Department of Industry's ACE database

Region <sup>1</sup>	Commencements	Continuing	Completions
Capital Region	210	209	195
Central Coast	677	172	602
Central West	623	16	602
Coffs Harbour–Grafton	520	371	501
Far West and Orana	60	13	58
Hunter Valley excluding Newcastle	–	–	–
Illawarra	168	310	156
Mid North Coast	750	502	704
Murray	145	76	130
New England and North West	506	419	488
Newcastle and Lake Macquarie	115	154	105
Richmond–Tweed	806	715	743
Riverina	134	122	114
Southern Highlands and Shoalhaven	180	146	145
Sydney	739	1,939	684
Unknown <sup>2</sup>	–	–	–
<b>Total</b>	<b>5,633</b>	<b>5,164</b>	<b>5,227</b>

<sup>1</sup> For the area a region covers see Figure 10 on page 39.

<sup>2</sup> The postcode of a student's home address was not recorded.

#### By disadvantaged student group

**Table 17** Number of CSO-funded students who commenced, continued and/or completed enrolments in subjects only by disadvantaged student group  
For Period (1 January 2019 to 31 March 2019)  
Extracted 31 May 2019  
Source: NSW Department of Industry's ACE database

Disadvantaged student group <sup>1</sup>	Commencements	Continuing	Completions
Aboriginal or Torres Strait Islanders	1,230	990	1,103
Students with disabilities	1,642	1,177	1,467
Students living in a regional area	2,192	1,627	2,020
Students living in a remote area	2,451	1,396	2,304

<sup>1</sup> As a student may fall into one or more group this table does not include totals.

## Adult and Community Education programs

### Community service obligations (CSO) funded students doing subjects only

#### By region

**Table 18** Number of CSO-funded students who commenced, continued and/or completed enrolments in subjects only by region  
For Period (1 January 2019 to 31 March 2019)  
Extracted 31 May 2019  
Source: NSW Department of Industry's ACE database

Region <sup>1</sup>	Commencements	Continuing	Completions
Capital Region	95	32	94
Central Coast	191	86	176
Central West	349	10	348
Coffs Harbour–Grafton	209	106	200
Far West and Orana	46	9	45
Hunter Valley excluding Newcastle	–	–	–
Illawarra	61	95	56
Mid North Coast	262	212	243
Murray	37	19	33
New England and North West	256	124	250
Newcastle and Lake Macquarie	42	57	40
Richmond–Tweed	347	195	328
Riverina	66	43	62
Southern Highlands and Shoalhaven	50	44	40
Sydney	275	497	255
Unknown <sup>2</sup>	–	–	–
<b>Total</b>	<b>2,286</b>	<b>1,529</b>	<b>2,170</b>

<sup>1</sup> For the area a region covers see Figure 10 on page 39.

<sup>2</sup> The postcode of a student's home address was not recorded.

#### By disadvantaged student group

**Table 19** Number of CSO-funded students who commenced, continued and/or completed enrolments in subjects only by disadvantaged student group  
For Period (1 January 2019 to 31 March 2019)  
Extracted 31 May 2019  
Source: NSW Department of Industry's ACE database

Disadvantaged student group <sup>1</sup>	Commencements	Continuing	Completions
Aboriginal or Torres Strait Islanders	429	285	392
Students with disabilities	621	452	574
Students living in a regional area	827	532	785
Students living in a remote area	1,102	436	1,061

<sup>1</sup> As a student may fall into one or more group this table does not include totals.

# Apprenticeships and traineeships

## Training contract approvals for apprenticeships and traineeships

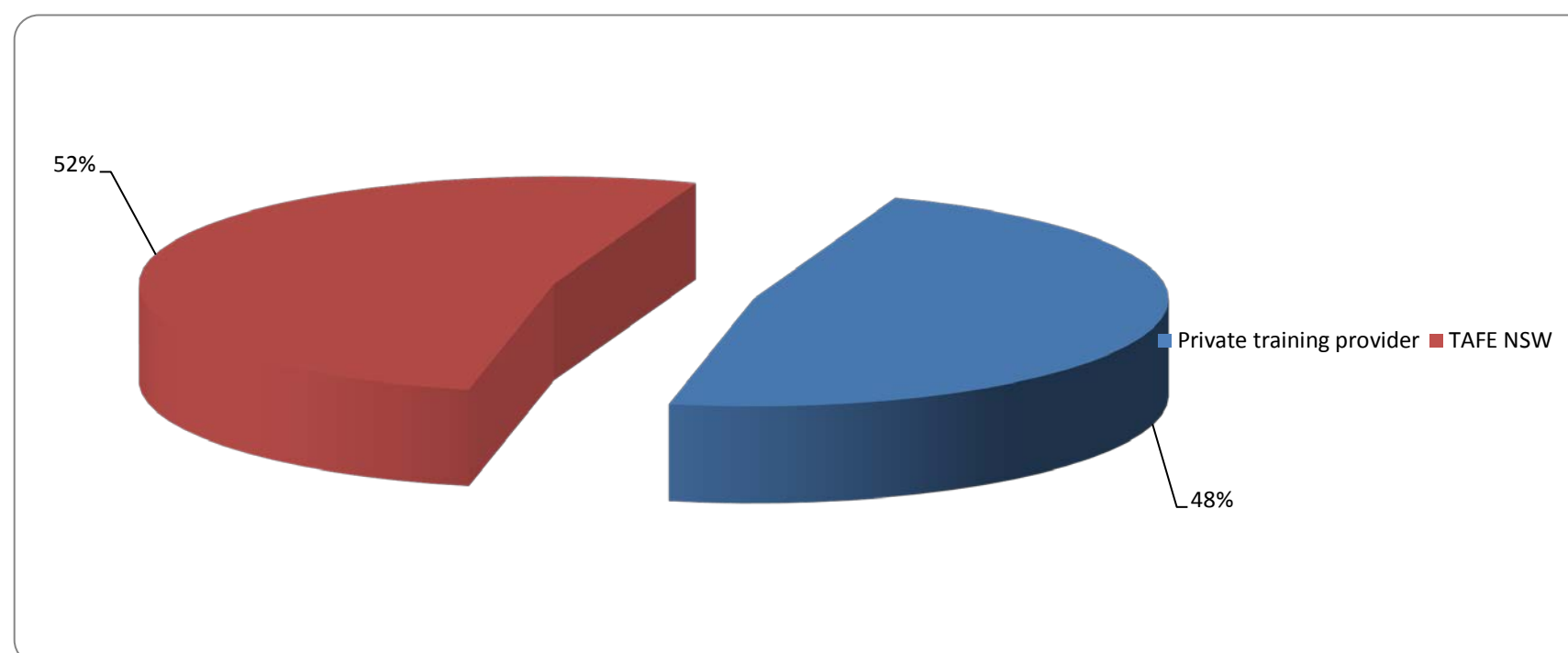
### By training provider type

**Table 20 Training contract approvals by training provider type**  
 For Period YTD: 1 January to 31 May 2019; previous YTD: 1 January to 31 May 2018; and 2018 calendar year  
 Extracted 3 June 2019  
 Source: The NSW Department of Industry's Integrated Vocational Education and Training System (IVETS).

Training provider type	YTD	Previous YTD	Previous CY
Private training provider	11,151	11,023	24,314
TAFE NSW	12,218	13,055	21,930
Unknown <sup>1</sup>	-	-	-
<b>Total</b>	<b>23,369</b>	<b>24,078</b>	<b>46,244</b>

<sup>1</sup> Interstate public training providers who have training contracts with NSW-based apprentices.

**Figure 3 Training contract approval by training provider type (YTD: 1 January to 31 May 2019)**  
 For Period YTD: 1 January to 31 May 2019; previous YTD: 1 January to 31 May 2018; and 2018 calendar year  
 Extracted 3 June 2019  
 Source: The NSW Department of Industry's Integrated Vocational Education and Training System (IVETS).





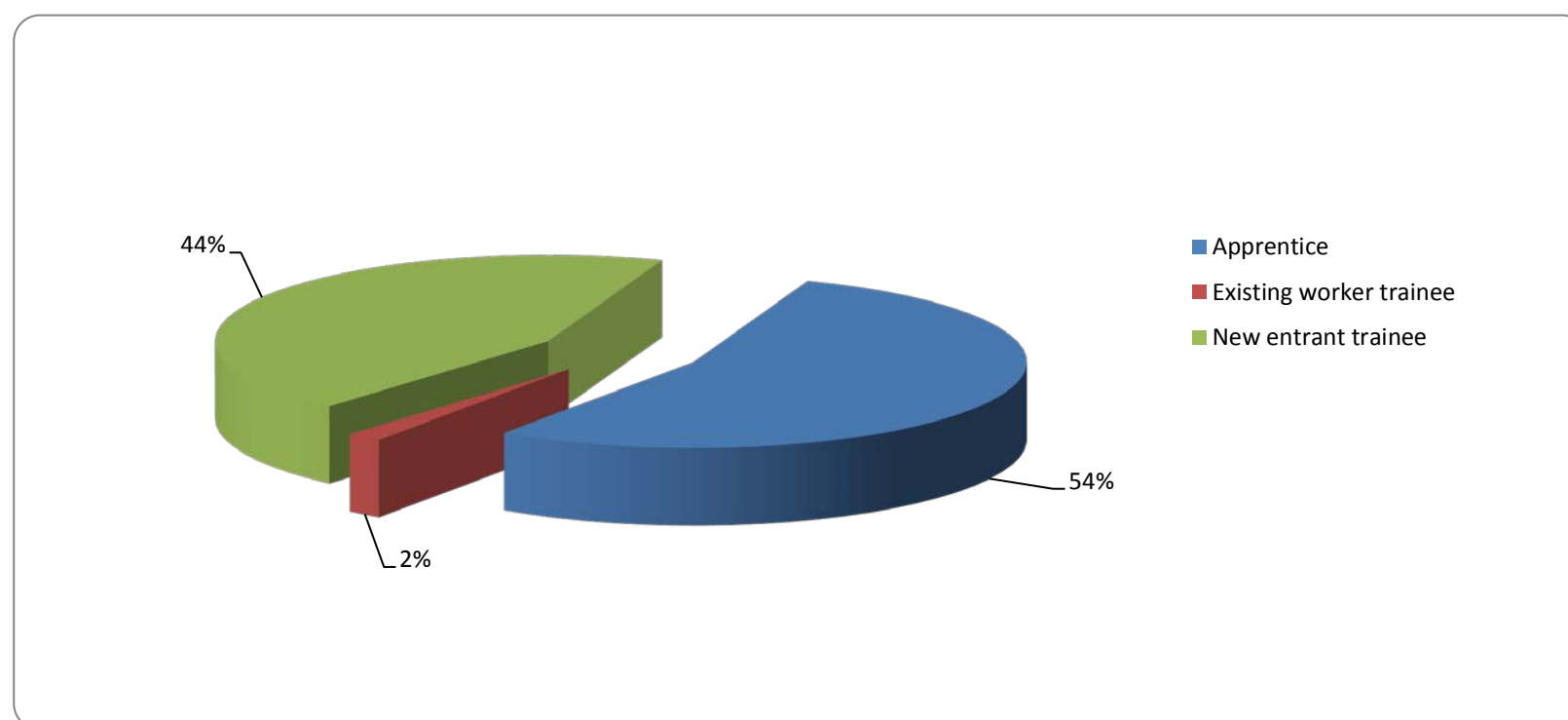
# Apprenticeships and traineeships

## By student type

**Table 21 Training contract approvals by student type**  
For Period YTD: 1 January to 31 May 2019; previous YTD: 1 January to 31 May 2018; and 2018 calendar year  
Extracted 3 June 2019  
Source: The NSW Department of Industry's Integrated Vocational Education and Training System (IVETS).

Student type	YTD	Previous YTD	Previous CY
Apprentice	12,639	12,965	22,277
Existing worker trainee	410	475	863
New entrant trainee	10,320	10,638	23,104
<b>Total</b>	<b>23,369</b>	<b>24,078</b>	<b>46,244</b>

**Figure 4 Training contract approvals by student type**  
For Period YTD: 1 January to 31 May 2019  
Extracted 3 June 2019  
Source: The NSW Department of Industry's Integrated Vocational Education and Training System (IVETS).



## By disadvantaged student group

**Table 22 Training contract approvals by disadvantaged student group**  
For Period YTD: 1 January to 31 May 2019; previous YTD: 1 January to 31 May 2018; and 2018 calendar year  
Extracted 3 June 2019  
Source: The NSW Department of Industry's Integrated Vocational Education and Training System (IVETS).

Disadvantaged student group <sup>1</sup>	YTD	Previous YTD	Previous CY
Aboriginal or Torres Strait Islanders	1,722	1,743	3,333
Students with disabilities	666	686	1,329
Students living in a regional area	4,828	4,936	9,299
Students living in a remote area	5,277	5,342	9,879
Women in non-traditional trades	453	424	765

<sup>1</sup> As a student may fall into one or more group this table does not include totals. Also, data is not collected about individuals on a training contract who hold a humanitarian visa or are long-term unemployed.

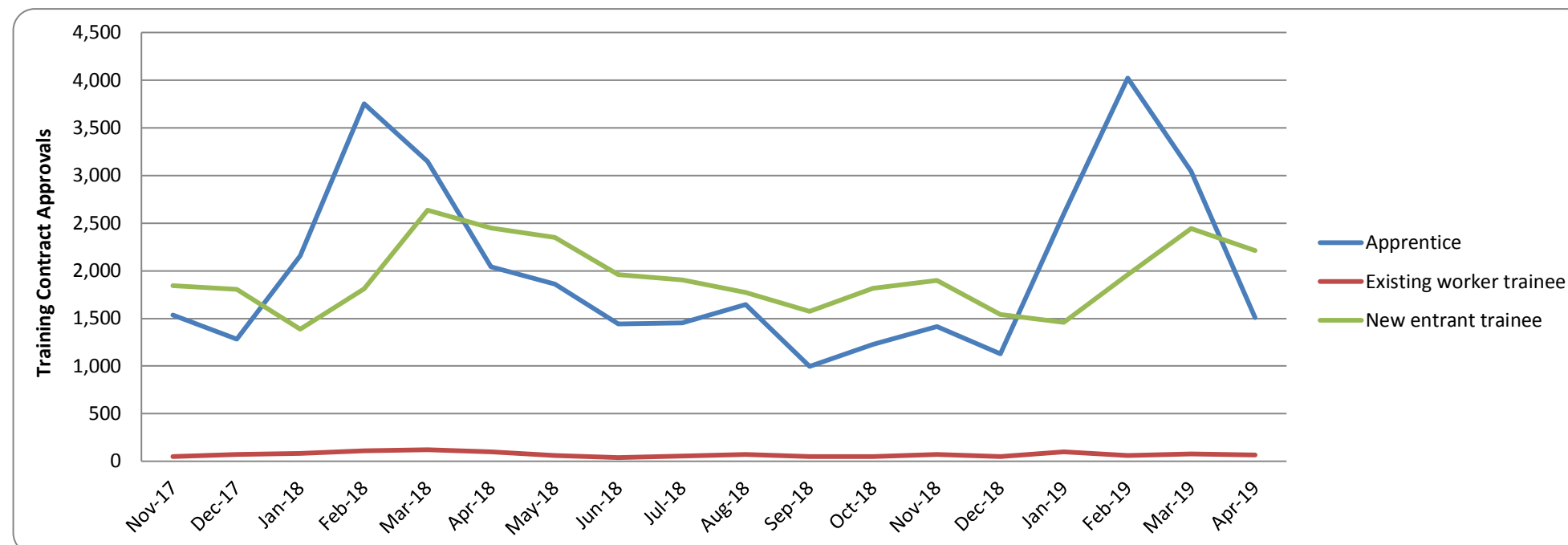


## Apprenticeships and traineeships

### By month (for previous 18 months)

Figure 5 Training contract approvals by month  
For Period previous 18 months  
Extracted 3 June 2019

Source: The NSW Department of Industry's Integrated Vocational Education and Training System (IVETS).



## By region

Table 23 Training contract approvals by region

For Period YTD: 1 January to 31 May 2019; previous YTD: 1 January to 31 May 2018; and 2018 calendar year  
Extracted 3 June 2019

Source: The NSW Department of Industry's Integrated Vocational Education and Training System (IVETS).

Region <sup>1</sup>	YTD	Approvals as % of a region's population (YTD)	Previous YTD	Previous CY
Capital Region	821	0.40%	814	1,473
Central Coast	967	0.31%	972	1,770
Central West	875	0.44%	811	1,511
Coffs Harbour–Grafton	486	0.37%	430	789
Far West and Orana	474	0.42%	501	923
Hunter Valley excluding Newcastle	1,196	0.49%	1,072	2,052
Illawarra	879	0.32%	1,143	2,015
Mid North Coast	746	0.37%	697	1,312
Murray	471	0.43%	457	829
New England and North West	688	0.39%	813	1,537
Newcastle and Lake Macquarie	1,586	0.46%	1,525	2,906
Richmond–Tweed	599	0.26%	660	1,276
Riverina	828	0.55%	884	1,646
Southern Highlands and Shoalhaven	441	0.32%	524	973
Sydney	11,794	0.27%	12,449	24,347
Unknown <sup>2</sup>	518	N/A	326	885
<b>Total</b>	<b>23,369</b>	<b>0.32%</b>	<b>24,078</b>	<b>46,244</b>

<sup>1</sup> For the area a region covers see Figure 10 on page 39.

<sup>2</sup> Not enough data to map training location to a NSW region.

# Apprenticeships and traineeships

## Top five Apprenticeships and Traineeships by training contract approvals

### Top five Apprenticeships for year to date

**Table 24 Top five apprenticeship by qualification**  
For Period YTD: 1 January to 31 May 2019  
Extracted 3 June 2019  
Source: The NSW Department of Industry's Integrated Vocational Education and Training System (IVETS).

Apprenticeship qualification	YTD
Electrotechnology - Electrician Certificate III	2,014
Carpentry Certificate III	1,627
Plumbing Certificate III	988
Automotive - Light Vehicle Mechanical Technology Certificate III	807
Engineering - Fabrication Trade Certificate III	608

### Top five Apprenticeships for previous year to date

**Table 25 Top five apprenticeship by qualification**  
For Period previous YTD: 1 January to 31 May 2018  
Extracted 3 June 2019  
Source: The NSW Department of Industry's Integrated Vocational Education and Training System (IVETS).

Apprenticeship qualification	Previous YTD
Electrotechnology - Electrician Certificate III	2,069
Carpentry Certificate III	1,873
Plumbing Certificate III	1,135
Automotive - Light Vehicle Mechanical Technology Certificate III	864
Engineering - Fabrication Trade Certificate III	570

### Top five Traineeships for year to date

**Table 26 Top five traineeships by qualification**  
For Period YTD: 1 January to 31 May 2019  
Extracted 3 June 2019  
Source: The NSW Department of Industry's Integrated Vocational Education and Training System (IVETS).

Traineeship qualification	YTD
Community Services - Early Childhood Education and Care Certificate III	1,387
Retail Certificate III	1,113
Transport and Logistics - Driving Operations Certificate III	606
Business Services - Customer Engagement Certificate III	502
Transport and Logistics - Warehousing Operations Certificate III	457

## Apprenticeships and traineeships

### Top five traineeships for previous year to date

Table 27 Top five traineeships by qualification (previous YTD: 1 January to 31 May 2018)

For Period previous YTD: 1 January to 31 May 2018

Extracted 3 June 2019

Source: The NSW Department of Industry's Integrated Vocational Education and Training System (IVETS).

Traineeship qualification	Previous YTD
Community Services - Early Childhood Education and Care Certificate III	1,312
Retail Certificate III	932
Business Services - Customer Engagement Certificate III	592
Transport and Logistics - Driving Operations Certificate III	527
Hospitality Certificate III	495

### Apprentices and trainees in training

Table 28 Number of apprentices and trainees in training

For Period as at 3 June 2019

Extracted 3 June 2019

Source: The NSW Department of Industry's Integrated Vocational Education and Training System (IVETS).

Student type	Number
Apprentices	60,569
Existing worker trainees	1,466
New entrant trainees	29,042
<b>Total</b>	<b>91,077</b>

### Training contract completion rates for Apprenticeships and Traineeships

Table 29 Contract completion rates for apprenticeships and traineeships

For Period calendar years 2018

Extracted 3 June 2019

Source: The NSW Department of Industry's Integrated Vocational Education and Training System (IVETS).

Contract type	2018 (%)	2017 (%)
Apprenticeship	58.8%	58.9%
Traineeship	61.1%	61.9%
<b>Total</b>	<b>60.2%</b>	<b>60.7%</b>

# Apprenticeships and traineeships

## Bert Evans Apprentice Scholarships

The Bert Evans Apprentice Scholarships assist apprentices in NSW who have demonstrated:

- hardship in their personal circumstances
- an aptitude for VET that will lead them to complete their trade training successfully
- a positive attitude and application in the workplace and in off-the-job training.

Source: NSW Department of Industry

**Table 30** Number of students receiving a Bert Evans Scholarship  
For Period calendar years 2018  
Extracted 3 June 2019  
Source: NSW Department of Industry

	2018	2017	2016
Scholarships awarded	85	75	72

# Smart and Skilled Program

Smart and Skilled is a NSW Government's initiative to create a successful contestable VET market in NSW, achieve the goals of VET reform and the skill priorities of NSW.

Smart and Skilled delivers subsidised training under A703 two broad categories known as 'program streams' – these are Entitlement and Targeted Priorities.

The Entitlement program stream encourages individuals to gain a post-school qualification at the Certificate I, II or III level and also includes apprenticeships and traineeships (which may be at the Certificate IV, Diploma or Advanced Diploma level). The Targeted Priorities program stream encourages individuals to gain a post-school qualification at the Certificate IV, Diploma or Advanced Diploma level.

Each program stream contains several 'programs'. The Entitlement program stream contains the:

- Entitlement Foundation Skills Program
- Entitlement Full Qualifications Program
- Entitlement Apprenticeships and Traineeships Program.

The Targeted Priorities program stream contains the:

- Targeted Priorities Full Qualifications Program
- Targeted Priorities Prevocational and Part Qualification Program.

A student may participate in more than one Smart and Skilled program, training provider or region.

Smart and Skilled commenced on 1 January 2015. Please consider this when comparing 2015 YTD and 2016 YTD data.

## Enrolments

### By Smart and Skilled program

**Table 31 Commencing, continuing and completed enrolments by Smart and Skilled program**  
For Period YTD: 1 January to 31 May 2019; previous YTD: 1 January to 31 May 2018; and 2018 calendar year  
Extracted 10 July 2019  
Source: The NSW Department of Industry's Integrated Vocational Education and Training System (IVETS).

Smart and Skilled program	Commencements	Continuing	Completions
Entitlement – Apprenticeships	15,667	28,862	1,360
Entitlement – Traineeships	8,605	9,118	3,846
Entitlement Foundation Skills	10,484	693	845
Entitlement Full Qualifications	38,905	14,231	5,742
Other (Full Qualifications) <sup>1</sup>	-	-	-
Targeted Priorities (TP) Full Qualifications	4,502	5,777	2,198
TP Prevocational and Part Qualifications –Pre-apprenticeship <sup>2</sup>	658	4	-
TP Prevocational and Part Qualifications –Pre-traineeship <sup>3</sup>	1,062	34	-
TP Prevocational and Part Qualifications – Prevocational <sup>3</sup>	1,815	42	-
TP Prevocational and Part Qualifications – Targeted Skills <sup>4</sup>	12,125	934	-
<b>Total</b>	<b>93,823</b>	<b>59,695</b>	<b>13,991</b>

<sup>1</sup>The training falls under an existing Smart and Skilled program but could not be processed with the standard method.

<sup>2</sup>Part qualifications that assist individuals to gain an apprenticeship or traineeship.

<sup>3</sup>Part or full qualifications that assist individuals to gain employment or enrol in further education.

<sup>4</sup>Part qualifications for priority groups and industries to assist individuals to upgrade their training and/or learn new skills for employment.

# Smart and Skilled Program

## By disadvantaged student group

**Table 32 Commencing, continuing and completed enrolments by disadvantaged student group**  
For Period YTD: 1 January to 31 May 2019  
Extracted 10 July 2019

Source: The NSW Department of Industry's Integrated Vocational Education and Training System (IVETS).

Disadvantaged student group <sup>1</sup>	Commencements	Continuing	Completions
Aboriginal or Torres Strait Islanders	10,457	5,004	1,080
Students with disabilities	9,025	2,932	1,042
Humanitarian visa holders	2,108	242	147
Long-term unemployed	4,058	1,158	533
Students living in a regional area	21,089	12,380	3,077
Students living in a remote area	7,934	4,382	949

<sup>1</sup>As a student may fall into one or more group this table does not include totals.

## By region

**Table 33 Commencing, continuing and completed enrolments by region**  
For Period YTD: 1 January to 31 May 2019  
Extracted 10 July 2019

Source: The NSW Department of Industry's Integrated Vocational Education and Training System (IVETS).

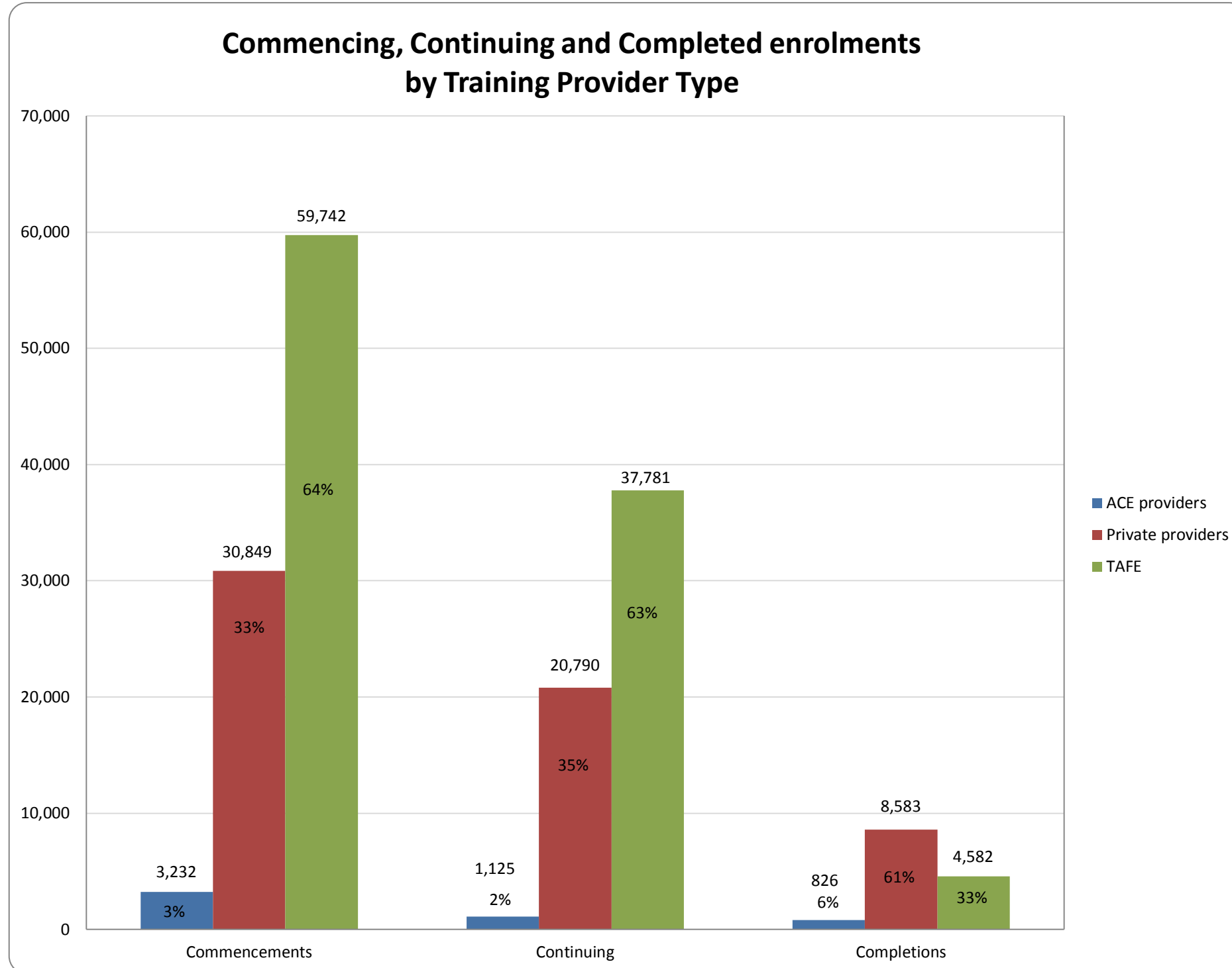
Region <sup>1</sup>	Commencements	Continuing	Completions
Capital Region	1,896	974	218
Central Coast	3,568	2,262	710
Central West	4,453	2,012	438
Coffs Harbour–Grafton	2,164	1,336	324
Far West and Orana	2,947	1,297	220
Hunter Valley excluding Newcastle	3,888	2,642	700
Illawarra	4,099	2,757	721
Mid North Coast	3,919	2,358	566
Murray	1,001	634	167
New England and North West	4,032	1,942	544
Newcastle and Lake Macquarie	6,164	4,085	1,080
Richmond–Tweed	3,304	1,915	557
Riverina	2,770	2,021	351
Southern Highlands and Shoalhaven	1,583	1,003	245
Sydney	47,949	32,233	7,145
<b>Total</b>	<b>93,737</b>	<b>59,471</b>	<b>13,986</b>

<sup>1</sup>For the area a region covers see Figure 10 on page 39.

# Smart and Skilled Program

## By training provider type

Figure 4 Commencing, continuing and completed enrolments by training provider type  
 For Period YTD: 1 January to 31 May 2019  
 Extracted 10 July 2019  
 Source: The NSW Department of Industry's Integrated Vocational Education and Training System (IVETS).





# Smart and Skilled Program

## Students

A student may participate in more than one Smart and Skilled program, training provider or region.

### By Smart and Skilled program

**Table 34** Number of students who commenced, continued and/or completed a qualification or accredited course under a Smart and Skilled program  
For Period YTD: 1 January to 31 May 2019  
Extracted 10 July 2019  
Source: The NSW Department of Industry's Integrated Vocational Education and Training System (IVETS).

Smart and Skilled program	Commencements	Continuing	Completions
Entitlement – Apprenticeships	15,597	28,641	1,360
Entitlement – Traineeships	8,571	9,085	3,846
Entitlement Foundation Skills	9,991	689	830
Entitlement Full Qualifications	37,847	14,133	5,715
Other (Full Qualifications) <sup>1</sup>	-	-	-
Targeted Priorities (TP) Full Qualifications	4,388	5,604	2,182
TP Prevocational and Part Qualifications – Part Qualifications Pre-apprenticeship <sup>2</sup>	657	4	-
TP Prevocational and Part Qualifications – Part Qualifications Pre-traineeship <sup>2</sup>	1,054	34	-
TP Prevocational and Part Qualifications – Part Qualifications Prevocational <sup>3</sup>	1,810	42	-
TP Prevocational and Part Qualifications – Targeted Skills <sup>4</sup>	11,313	932	-
<b>Overall unique student number<sup>5</sup></b>	<b>88,876</b>	<b>58,907</b>	<b>13,891</b>

<sup>1</sup>The training falls under an existing Smart and Skilled program but could not be processed with the standard method.

<sup>2</sup>Part qualifications that assist individuals to gain an apprenticeship or traineeship.

<sup>3</sup>Part or full qualifications that assist individuals to gain employment or enrol in further education.

<sup>4</sup>Part qualifications for priority groups and industries to assist individuals to upgrade their training and/or learn new skills for employment.

<sup>5</sup>The overall unique student number is not a total.

### By region

**Table 35** Number of students who commenced, continued and/or completed a qualification or accredited course under a Smart and Skilled program by region  
For Period YTD: 1 January to 31 May 2019  
Extracted 10 July 2019  
Source: The NSW Department of Industry's Integrated Vocational Education and Training System (IVETS).

Region <sup>1</sup>	Commencements	Commencements as % of a region's population	Continuing	Completions
Capital Region	1,819	0.88%	969	218
Central Coast	3,482	1.12%	2,247	708
Central West	4,030	2.05%	1,993	431
Coffs Harbour–Grafton	2,037	1.56%	1,325	324
Far West and Orana	2,634	2.32%	1,282	218
Hunter Valley excluding Newcastle	3,743	1.54%	2,632	698
Illawarra	4,001	1.45%	2,747	716
Mid North Coast	3,747	1.86%	2,324	553
Murray	972	0.88%	629	167
New England and North West	3,633	2.06%	1,919	540



# Smart and Skilled Program

**Table 35** Number of students who commenced, continued and/or completed a qualification or accredited course under a Smart and Skilled program by region (Cont.)

For Period YTD: 1 January to 31 May 2019

Extracted 10 July 2019

Source: The NSW Department of Industry's Integrated Vocational Education and Training System (IVETS).

Region <sup>1</sup>	Commencements	Commencements as % of a region's population	Continuing	Completions
Newcastle and Lake Macquarie	5,998	1.75%	4,051	1,078
Richmond-Tweed	3,036	1.33%	1,899	545
Riverina	2,660	1.77%	2,014	351
Southern Highlands and Shoalhaven	1,491	1.09%	997	245
Sydney	46,185	1.05%	31,838	7,100

<sup>1</sup>For the area a region covers see Figure 10 on page 39.

<sup>2</sup>The overall unique student number is not the same as a total.

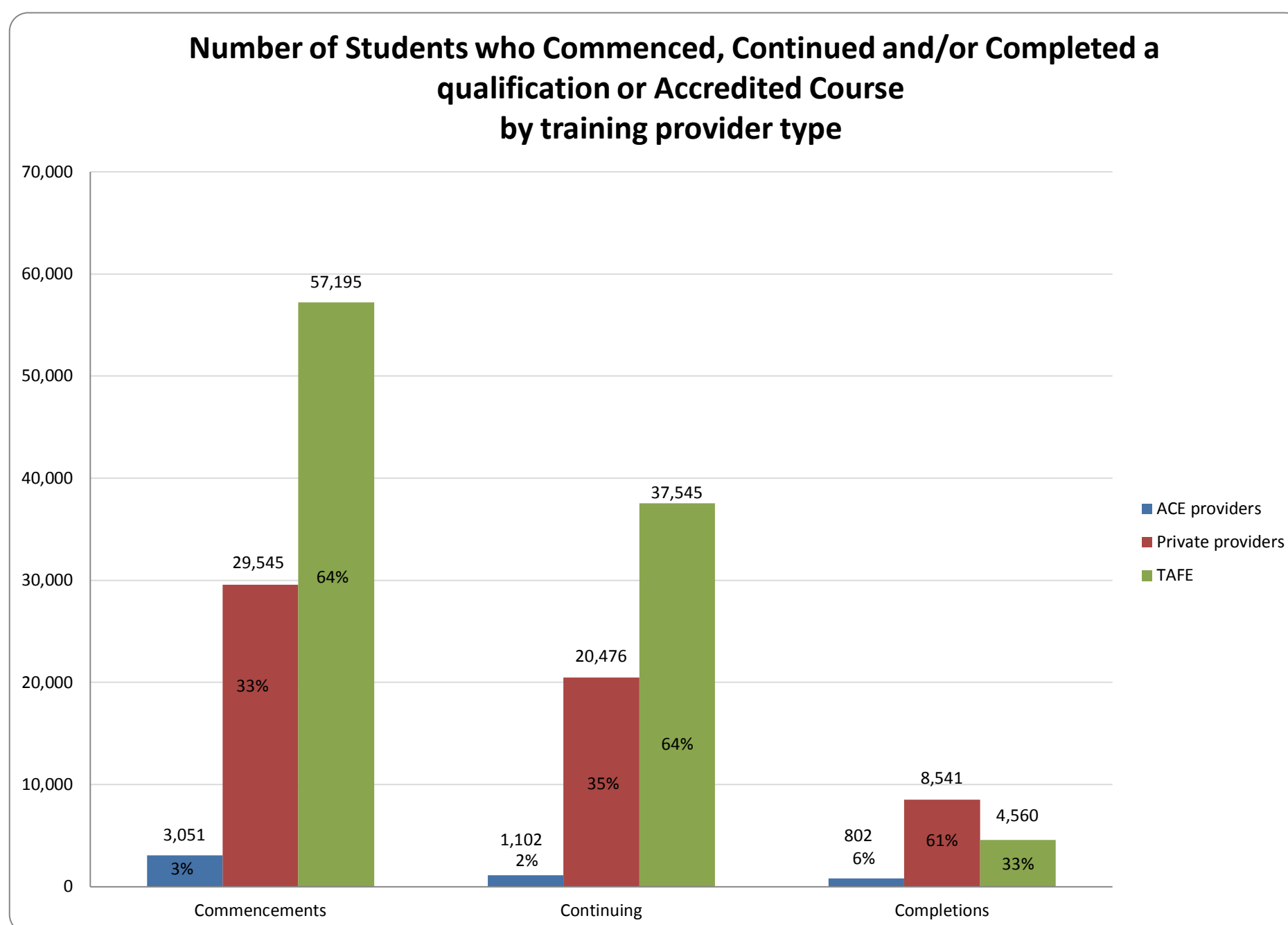
## By training provider type

**Figure 5** Number of students who commenced, continued and/or completed a qualification or accredited course by training provider type

For Period YTD: 1 January to 31 May 2019

Extracted 10 July 2019

Source: The NSW Department of Industry's Integrated Vocational Education and Training System (IVETS).



# Smart and Skilled Program

## Smart and Skilled training providers

A 'Smart and Skilled training provider' means a registered training organisation the NSW Department of Industry that has contracted to offer government-subsidised training under Smart and Skilled.

### By Smart and Skilled programs with regional approvals

**Table 36** Number of Smart and Skilled training providers with regional training delivery approvals by Smart and Skilled program  
For Period as at 10 July 2019

Extracted 10 July 2019

Source: The NSW Department of Industry's Integrated Vocational Education and Training System (IVETS).

Region <sup>1</sup>	No. of approved training providers	
	Entitlement Full Qualifications Program	Targeted Priorities Full Qualification Program
Capital Region	27	26
Central Coast	49	32
Central West	31	26
Coffs Harbour–Grafton	21	17
Far West and Orana	31	13
Hunter Valley excluding Newcastle	46	29
Illawarra	50	37
Mid North Coast	30	30
Murray	13	12
New England and North West	30	30
Newcastle and Lake Macquarie	62	42
Richmond–Tweed	32	26
Riverina	31	29
Southern Highlands and Shoalhaven	31	26
Sydney	182	202

<sup>1</sup>For the area a region covers see Figure 10 on page 39.

### By Smart and Skilled programs with state wide approvals

**Table 37** Number of Smart and Skilled training providers with state wide training delivery approvals by Smart and Skilled program  
For Period as at 10 July 2019

Extracted 10 July 2019

Source: The NSW Department of Industry's Integrated Vocational Education and Training System (IVETS).

Smart and Skilled program	Training providers
Entitlement Apprenticeships and Traineeships	324
Entitlement Foundation Skills	44

# Smart and Skilled Program

## Top 10 qualifications

### By commencements

**Table 38 Top 10 qualifications by commencements**  
For Period YTD: 1 January to 31 May 2019  
Extracted 10 July 2019

Source: The NSW Department of Industry's Integrated Vocational Education and Training System (IVETS).

Qualification	Commencements
Certificate III in Individual Support	4,913
Certificate III in Early Childhood Education and Care	4,598
Certificate III in Business Administration	2,944
Certificate III in Electrotechnology Electrician	2,575
Certificate III in Carpentry	2,545
Certificate III in Retail	1,636
Certificate III in Hospitality	1,429
Certificate III in Education Support	1,362
Certificate II in Animal Studies	1,315
Certificate III in Plumbing	1,263

### By continuing enrolments

**Table 39 Top 10 qualifications by continuing enrolments**  
For Period YTD: 1 January to 31 May 2019  
Extracted 10 July 2019

Source: The NSW Department of Industry's Integrated Vocational Education and Training System (IVETS).

Qualification	Continuing
Certificate III in Electrotechnology Electrician	6,321
Certificate III in Carpentry	4,456
Certificate III in Plumbing	2,681
Certificate III in Early Childhood Education and Care	2,216
Certificate III in Light Vehicle Mechanical Technology	2,062
Certificate III in Individual Support	1,751
Certificate III in Engineering - Fabrication Trade	1,365
Certificate III in Business Administration	1,364
Certificate III in Warehousing Operations	1,236
Certificate III in Air-conditioning and Refrigeration	1,215

### By completions

**Table 40 Top 10 qualifications by completions**  
For Period YTD: 1 January to 31 May 2019  
Extracted 10 July 2019

Source: The NSW Department of Industry's Integrated Vocational Education and Training System (IVETS).

Qualification	Completions
Certificate III in Early Childhood Education and Care	1,096
Certificate III in Individual Support	1,061
Certificate III in Business Administration	457
Certificate III in Retail	448
Certificate III in Hospitality	432
Certificate III in Business	403
Certificate III in Warehousing Operations	359
Diploma of Early Childhood Education and Care	337
Certificate IV in Leadership and Management	295
Certificate III in Customer Engagement	283

<sup>1</sup> This qualification (code BSB30415) supersedes and is equivalent to the Certificate III in Business (code BSB30412).

# Smart and Skilled Program

## Fee-Free Scholarships

Fee-Free Scholarships are part of the NSW Government's commitment under the Reskilling NSW strategy. The strategy provides \$48 million over four years for 200,000 Smart and Skilled concession-eligible 15 to 30 year olds. Fee-Free Scholarships are available to eligible students who undertake study with an approved Smart and Skilled training provider for a qualification from certificate level I to IV that is on the NSW Skills List, with priority giving to eligible social housing residents. Fee-Free Scholarships have been available since 1 July 2015.

### By region and training provider type

**Table 41** Number of Fee-Free Scholarships by region and training provider type  
For Period 1 July 2015 to 31 May 2019  
Extracted 03 June 2019

Source: The NSW Department of Industry's Integrated Vocational Education and Training System (IVETS).

Region <sup>1</sup>	Fee-Free Scholarships	Training provider type	
		TAFE NSW	Private training provider
Capital Region	1,607	969	638
Central Coast	3,990	2,380	1,610
Central West	2,769	2,151	618
Coffs Harbour–Grafton	3,044	2,629	415
Far West and Orana	897	667	230
Hunter Valley excluding Newcastle	3,035	1,839	1,196
Illawarra	4,047	2,147	1,900
Mid North Coast	4,689	3,789	900
Murray	896	562	334
New England and North West	2,160	1,795	365
Newcastle and Lake Macquarie	5,887	3,895	1,992
Richmond–Tweed	4,237	3,506	731
Riverina	1,932	1,235	697
Southern Highlands and Shoalhaven	1,432	661	771
Sydney	33,268	24,790	8,478
<b>Total</b>	<b>73,890</b>	<b>53,015</b>	<b>20,875</b>

<sup>1</sup>For the area a region covers see Figure 10 on page 39.

### By region and selected student characteristics

**Table 42** Number of Fee-Free Scholarships by region and selected student characteristics  
For Period 1 July 2015 to 31 May 2019  
Extracted 03 June 2019

Source: The NSW Department of Industry's Integrated Vocational Education and Training System (IVETS).

Region <sup>1</sup>	Male	Female	Living in social housing	Holding a humanitarian visa
Capital Region	527	1,079	113	1
Central Coast	1,253	2,735	260	2
Central West	872	1,895	173	4
Coffs Harbour–Grafton	1,122	1,921	105	48
Far West and Orana	350	547	33	-
Hunter Valley excluding Newcastle	1,003	2,032	196	3
Illawarra	1,601	2,445	483	41
Mid North Coast	1,616	3,070	129	-
Murray	317	579	92	20
New England and North West	661	1,497	114	2
Newcastle and Lake Macquarie	2,441	3,444	470	22
Richmond–Tweed	1,660	2,571	106	2
Riverina	618	1,314	170	7
Southern Highlands and Shoalhaven	563	868	152	-
Sydney	10,889	22,365	2,553	960
<b>Total</b>	<b>25,493</b>	<b>48,362</b>	<b>5,149</b>	<b>1,112</b>

<sup>1</sup>For the area a region covers see Figure 10 on page 39.

# Smart and Skilled Program

**Table 43** Number of Fee-Free Scholarships by region and age cohort  
For Period 1 July 2015 to 31 May 2019  
Extracted 10 July 2019

Source: The NSW Department of Industry's Integrated Vocational Education and Training System (IVETS).

Region <sup>1</sup>	15–19 years	20–24 years	25–30 years
Capital Region	642	531	426
Central Coast	1,579	1,290	1,004
Central West	941	951	863
Coffs Harbour–Grafton	1,212	1,000	808
Far West and Orana	314	331	248
Hunter Valley excluding Newcastle	1,254	1,031	729
Illawarra	1,467	1,539	1,018
Mid North Coast	1,876	1,505	1,265
Murray	359	315	221
New England and North West	790	745	610
Newcastle and Lake Macquarie	2,265	2,117	1,444
Richmond–Tweed	1,691	1,402	1,110
Riverina	626	681	616
Southern Highlands and Shoalhaven	539	506	364
Sydney	10,303	11,736	10,877
<b>Total</b>	<b>25,858</b>	<b>25,680</b>	<b>21,603</b>

<sup>1</sup>For the area a region covers see Figure 10 on page 39.

# Glossary

<b>ACE</b>	Adult and Community Education
<b>Accredited vocational training</b>	Education approved by the Australian Skills Quality Authority.
<b>Active provider</b>	A Smart and Skilled contracted training provider who has delivered training under their Smart and Skilled contract.
<b>Adult and Community Education</b>	A not-for profit, community-owned organisation with a primary focus on adult education. The ACE sector delivers courses relating to leisure, personal and community development, employment skills, preparation for VET and nationally recognised programs of study.
<b>AEDO</b>	Aboriginal Enterprise Development Officer Program
<b>Apprentice</b>	An employee who is party to an apprenticeship to learn a trade on-the-job under a qualified tradesperson and off-the-job with a registered training organisation.
<b>Approval (training contract)</b>	The official confirmation by Training Services NSW that an apprenticeship or traineeship has commenced with an employer.
<b>Approved (training provider)</b>	A training provider has been offered and has accepted a Smart and Skilled contract.
<b>Approved qualification</b>	A qualification that a training provider is approved to deliver under Smart and Skilled.
<b>AQF</b>	Australian Quality Framework
<b>ASDB</b>	The NSW Department of Industry's Aboriginal Services Database.
<b>ATSI</b>	Aboriginal or Torres Strait Islander
<b>Australian Quality Framework</b>	<p>The national policy for regulated qualifications in the Australian education and training system.</p> <p>The AQF incorporates the quality assured qualifications from each education and training sector into a single comprehensive national qualifications framework. The AQF defines the qualification levels issued by schools, vocational education and training providers and higher education.</p> <p>The AQF qualifications that apply to VET are Certificate levels I to IV, Diploma and Advanced Diploma, as well as Graduate Certificate and Graduate Diploma.</p> <p>Maintaining the AQF is a shared responsibility of the Commonwealth, state and territory governments.</p>
<b>Bert Evans Apprentice Scholarships</b>	<p>These scholarships assist apprentices in NSW who have demonstrated:</p> <ul style="list-style-type: none"> <li>• hardship in their personal circumstances</li> <li>• an aptitude for VET that will lead them to complete their trade training successfully</li> <li>• a positive attitude and application in the workplace and in off-the-job training.</li> </ul> <p>A maximum of 50 scholarships are awarded annually, including 10 NSW Country Apprentice Scholarships.</p>
<b>Commencement</b>	Occurs when a student begins to participate in training for a qualification or accredited course; or, for a subject-only enrolment, begins to participate in a module or unit of competency that is scheduled to be completed in the current year.
<b>Commitment</b>	Represents a commitment by government to subsidise a training provider for the cost of training an approved prospective student in an approved qualification, accredited course or subject-only enrolment.
<b>Community service obligation (CSO)</b>	A service with an identifiable community or social benefit that cannot be supplied under commercial costs and conditions, and that government subsidises.
<b>Continuing</b>	A student who is continuing training for a qualification or accredited course in a subsequent year to the commencement year and who is still training at the time of this report; or, for a subject-only enrolment, an enrolment in a module or unit of competency that is scheduled to be completed in a future year.
<b>Completion</b>	A student who has successfully completed a qualification or accredited course; or, for a subject-only enrolment, has completed a module or unit of competency.
<b>Completion Rate</b>	
<b>CSO</b>	Community service obligation
<b>Disadvantaged student group</b>	A student who falls into one or more equity categories of: being an Aboriginal or Torres Strait Islander, being disabled, being a humanitarian visa holder, being long-term unemployed, or living in a regional or remote area.



<b>Enrolment</b>	The engagement and participation of a student in an approved qualification, accredited course or subject-only training.
<b>Existing worker trainee</b>	A long-term employee (greater than three months full time or 12 months part time) who is party to a traineeship to learn a recognised vocation on-the-job under supervision and off-the-job with a training provider.
<b>Fee for service</b>	A VET qualification or accredited course that is not subsidised by government (a student or their employer pays the full fee for the training).
<b>Fee-Free Scholarships</b>	Part of the NSW Government's commitment under the Reskilling NSW strategy. It provides \$48 million over 4 years (starting on 1 July 2015) for 200,000 scholarships. The scholarships cover the fee for any Certificate I to IV level qualification on the NSW Skills List. To be eligible, a student must be aged between 15 and 30 years and eligible for Smart and Skilled's concession fee (with priority given to social housing residents); or living (or have lived) in out-of-home care; or someone who has experienced (or is experiencing) domestic/family violence.
<b>FY</b>	Financial year
<b>Jobs of Tomorrow Scholarships</b>	The Program provides \$25 million over four years (starting in 2016) for 25,000 scholarships in science, technology, engineering and mathematics (STEM) VET qualifications. Eligible students receive a \$1,000 scholarship to encourage them to enrol and complete a STEM qualification. In each calendar year, the first 6,250 eligible students who apply and commence training will be offered a scholarship.
<b>IVETS</b>	The NSW Department of Industry's Integrated Vocational Education and Training Services database.
<b>NCAP</b>	New Careers for Aboriginal People Program
<b>NCVER</b>	National Centre for Vocational Education Research
<b>New entrant trainee</b>	An employee who is party to a traineeship to learn a recognised vocation on-the-job under supervision and off-the-job with a training provider.
<b>Non-accredited vocational training</b>	Education with a vocational intent that is non-assessable and not recognised under the AQF.
<b>NSW Ageing Strategy</b>	NSW Government commitment to support seniors in the community with a range of programs and initiatives.
<b>Private training provider</b>	A non-TAFE training provider that is registered with the Australian Skills Quality Authority, and can deliver nationally recognised courses and award AQF VET qualifications.
<b>Qualification</b>	A nationally recognised qualification under the Australian Qualifications Framework (AQF).
<b>Recognition of prior learning</b>	Recognition of prior learning (RPL) involves the assessment of the previously unrecognised skills and knowledge an individual has achieved outside the formal education and training system. This assessment determines the extent to which that individual has achieved the required learning outcomes, competency outcomes, or standards for entry to, and/or partial or total completion of a program of study without the need for further study.
<b>Region</b>	There are 15 training regions (which are based on Australian Bureau of Statistics SA4 level). See Figure 6 on page 32.
<b>Regional</b>	A classification of a student's residence using the Australian Bureau of Statistics Accessibility/Remoteness Index of Australia.
<b>Registered training organisation (RTO)</b>	An training provider that is registered with the Australian Skills Quality Authority – which allows them to deliver nationally courses and award AQF VET qualifications.
<b>Remote</b>	A classification of a student's residence using the Australian Bureau of Statistics Accessibility/Remoteness Index of Australia.
<b>Reskilling NSW strategy</b>	An NSW Government initiative to help individuals get a job by giving them better access to VET.
<b>Returned (contract)</b>	A training provider that has chosen to withdraw from its Smart and Skilled contract.
<b>Smart and Skilled</b>	The NSW Government's initiative to create a successful contestable VET market in NSW, and achieve the goals of VET reform and the skill priorities of NSW.
<b>Smart and Skilled program</b>	A subset of Smart and Skilled government-subsidised training with specific characteristics.

<b>Status (training provider)</b>	Indicates whether a Smart and Skilled training provider's contract has been approved, suspended, returned or terminated.
<b>Subject-only enrolment</b>	An enrolment in a module or unit of competency that is not intended to lead to the issue of a qualification or accredited course.
<b>Suspended (training provider)</b>	A training provider's Smart and Skilled contract has been temporarily suspended for one or more breaches of contract conditions.
<b>TAFE NSW</b>	The NSW Government's public training provider of VET in NSW.
<b>Tech Savvy Seniors Program</b>	A joint NSW Government and Telstra initiative that provides grants to ACE providers to deliver training in the use of smart technologies to people over 60 years of age.
<b>Terminated (training provider)</b>	A training provider's Smart and Skilled contract has been terminated for one or more breaches of contract conditions.
<b>Total VET activity</b>	All accredited VET activity from all training providers (unless granted an exemption) in accordance with the National VET Provider Collection Data Requirements Policy.
<b>Trade</b>	The occupation to which an apprenticeship leads.
<b>Training contract</b>	The mutual agreement between an employer and apprentice or trainee.
<b>Training contract type</b>	A training contract can be either an apprenticeship, an existing worker traineeship or a new entrant traineeship.
<b>Training provider</b>	A training provider that is registered with the Australian Skills Quality Authority, and can deliver nationally recognised courses and award AQF VET qualifications.
<b>VET</b>	Vocational education and training
<b>VET FEE-HELP</b>	An Australian Government income-contingent loan scheme for VET students. A loan covers a student's fees. The student is only required to pay back the loan when their income reaches a set level.
<b>Vocation</b>	The occupation to which a traineeship leads.
<b>Vocational Training Assistance</b>	Provided through the Vocational Training Assistance Scheme (VTAS) – a program that provides eligible apprentices and trainees with monetary assistance to attend off-the-job training during the term of their apprenticeship or traineeship. Existing worker trainees are ineligible to claim vocational training assistance. Current rates for travel are 12 cents per kilometre and \$28 per night for accommodation, and a one-off payment of up to \$2,000 for a student who has to relocate.
<b>VTAS</b>	Vocational Training Assistance Scheme
<b>Woman in non-traditional trades</b>	Currently, 167 out of a total 1,211 trades are considered to be non traditional trades for women. Examples include Certificate III in Aeroskills (Mechatronics) and Certificate III in Solid Plastering.
<b>YTD</b>	Year to date



# NSW training regions

Figure 6 Training regions in NSW

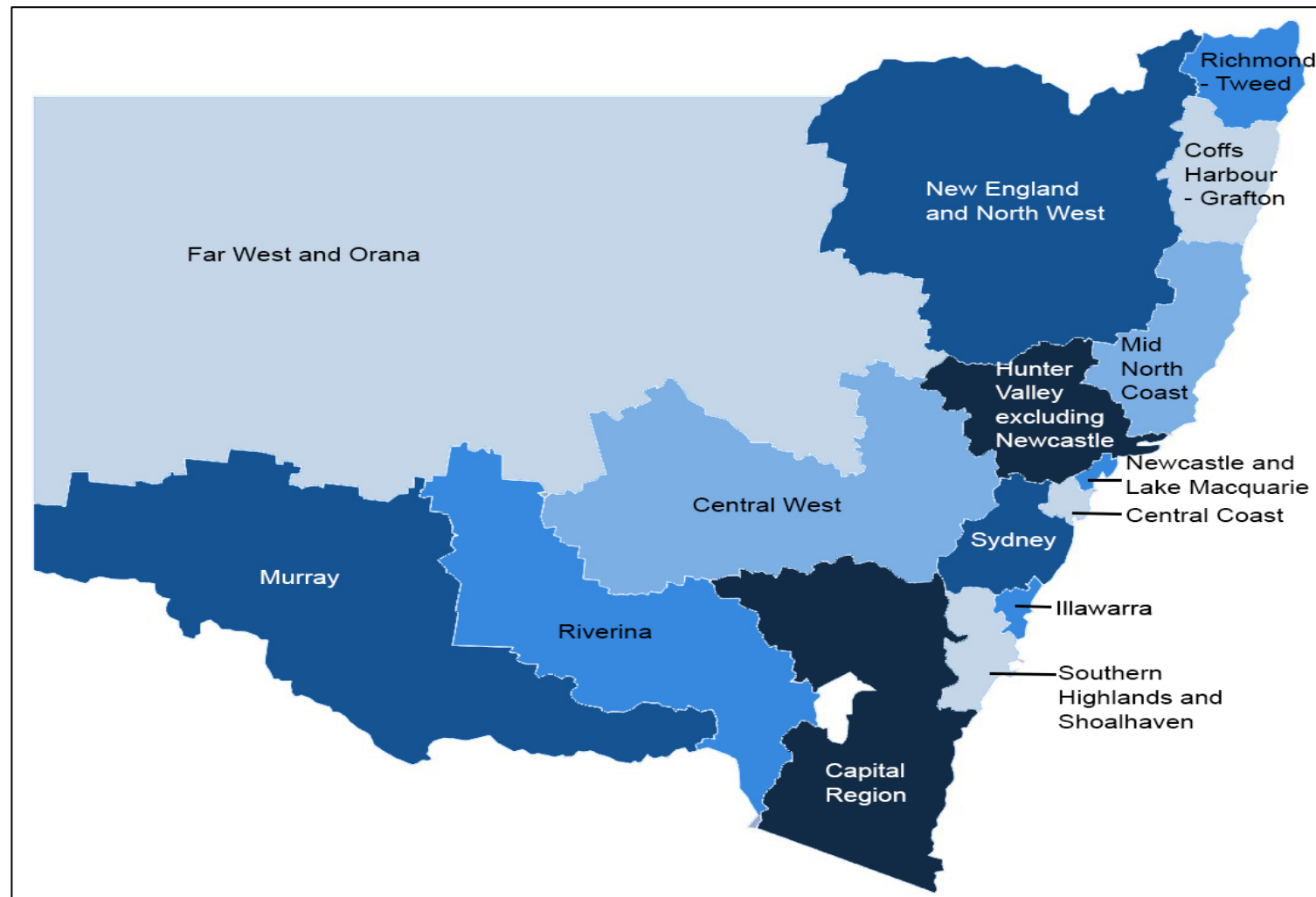


Table 44 Major towns or areas for each region

This region...	Includes...
Capital Region	Goulburn, Yass, Queanbeyan, the Snowy Mountains and the South Coast
Central Coast	Brooklyn, Davistown, Terrigal, The Entrance, Wyong and Gosford
Central West	Bathurst, Lachlan Valley, Lithgow, Mudgee and Orange
Coffs Harbour–Grafton	Coffs Harbour and the Clarence Valley
Far West and Orana	Bourke, Cobar, Coonamble, Broken Hill and Dubbo
Hunter Valley excluding Newcastle	Lower and Upper Hunter, Maitland and Port Stephens
Illawarra	Wollongong, Shellharbour and Kiama
Mid North Coast	Great Lakes, Kempsey, Nambucca, Lord Howe Island, Port Macquarie, Taree and Gloucester
Murray	Upper and Lower Murray, and Albury
Newcastle and Lake Macquarie	Newcastle and Lake Macquarie
New England and North West	Armidale, Inverell, Moree, Inverell, Tenterfield, Moree, Narrabri, Tamworth and Gunnedah
Richmond–Tweed	Richmond Valley and Tweed Valley
Riverina	Griffith, Tumut and Wagga Wagga
Southern Highlands and Shoalhaven	Mittagong, Bowral, Nowra and Ulladulla
Sydney	Sydney and the Blue Mountains