



# Performance of NSW VET programs: monthly report

**October 2019**

Published by the Department of Education.

---

© State of New South Wales through Department of Education.

This publication is copyright. You may download, display, print and reproduce this material provided that the wording is reproduced exactly, the source is acknowledged, and the copyright, update address and disclaimer notice are retained. To copy, adapt, publish, distribute or commercialise any of this publication you will need to seek permission from the Department of Education.

Disclaimer: The information contained in this publication is based on knowledge and understanding at the time of writing (June 2016). However, because of advances in knowledge, users are reminded of the need to ensure that the information upon which they rely is up to date and to check the currency of the information with the appropriate officer of the Department of Education or the user's independent advisor.

---

# Contents

<b>About this report</b>	<b>4</b>
<b>National VET activity data</b>	<b>5</b>
VET activity data from NCVET .....	5
Enrolments by qualification level .....	5
<b>Performance of NSW VET programs</b>	<b>7</b>
<b>Aboriginal programs and services</b> .....	<b>7</b>
Elsa Dixon Aboriginal Employment Program .....	7
Aboriginal Enterprise Development Officer Program .....	8
New Careers for Aboriginal People Program .....	8
The Way Ahead for Aboriginal People Program .....	8
<b>Adult and Community Education programs</b> .....	<b>9</b>
Qualification enrolments by funding source .....	9
Subject-only enrolments by funding source .....	10
Community service obligations funded enrolments in qualifications .....	11
CSO-funded students doing qualifications .....	12
CSO-funded subject-only enrolments .....	13
CSO-funded students doing subjects only .....	14
<b>Apprenticeships and traineeships</b> .....	<b>15</b>
Training contract approvals for apprenticeships and traineeships .....	15
Top five apprenticeships and traineeships by training contract approvals .....	18
Apprentices and trainees in training .....	19
Training contract completion rates for apprenticeships and traineeships .....	19
Bert Evans Apprentice Scholarships .....	20
<b>Smart and Skilled Program</b> .....	<b>21</b>
Enrolments .....	21
Students .....	24
Smart and Skilled training providers .....	26
Top 10 qualifications .....	27
Fee-Free Scholarships .....	28
<b>Glossary</b>	<b>30</b>
<b>NSW training regions</b>	<b>33</b>

## About this Report

This is a monthly report on the performance of NSW vocational education and training (VET) programs and follows the introduction of the NSW Government's Smart and Skilled reform in January 2015. The Department of Education publishes this report regularly in line with the NSW Government's commitment to transparency.

The completeness of the report's data and information will improve over time as training providers adjust to new reporting requirements.

When interpreting the report's data care must be taken because:

- There are overlaps between different data sets (e.g. apprenticeship data appears in both the Apprenticeship and Traineeship section, and in the Smart and Skilled section).
- Data may have breaks or adjustments in the time series.
- Some data relates to the year to date (YTD) and previous YTD, but other data may relate to a calendar or financial year.

The Glossary explains terms the report uses and a map of training regions please see the table of contents for its location.

# National VET activity data

The National Centre for Vocational Education Research (NCVER) is responsible for collecting, managing, analysing, evaluating and communicating research and statistics about vocational education and training (VET) nationally on behalf of the Commonwealth and state and territory ministers responsible for VET.

## VET activity data from NCVER

### Enrolments by qualification level

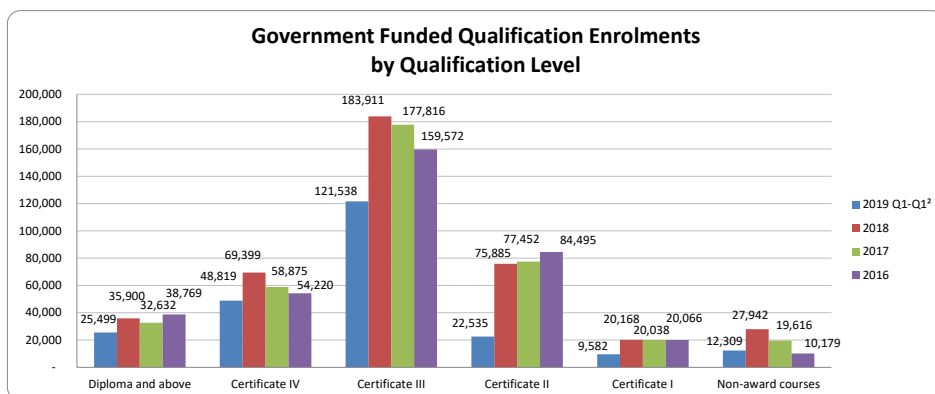
#### NSW Government-funded enrolments

**Table 1 NSW Government-funded enrolments by qualification level<sup>1</sup>**  
For calendar year period  
Extracted 01 November 2019  
Source: NCVER's VOCStats

Qualification level	2019 Q1-Q1 <sup>2</sup>	2018	2017	2016
Diploma and above	25,499	35,900	32,632	38,769
Certificate IV	48,819	69,399	58,875	54,220
Certificate III	121,538	183,911	177,816	159,572
Certificate II	22,535	75,885	77,452	84,495
Certificate I	9,582	20,168	20,038	20,066
Non-award courses	12,309	27,942	19,616	10,179
<b>Total</b>	<b>240,282</b>	<b>413,205</b>	<b>386,429</b>	<b>367,301</b>

<sup>1</sup> Government-funded activity is classified as 'NSW' by the funding body.  
<sup>2</sup> Q1-Q1 refers to Jan to Mar data.

**Figure 1 NSW Government-funded enrolments by qualification level<sup>1</sup>**  
For calendar year period  
Extracted 01 November 2019  
Source: NCVER's VOCStats



## Total NSW VET Activity

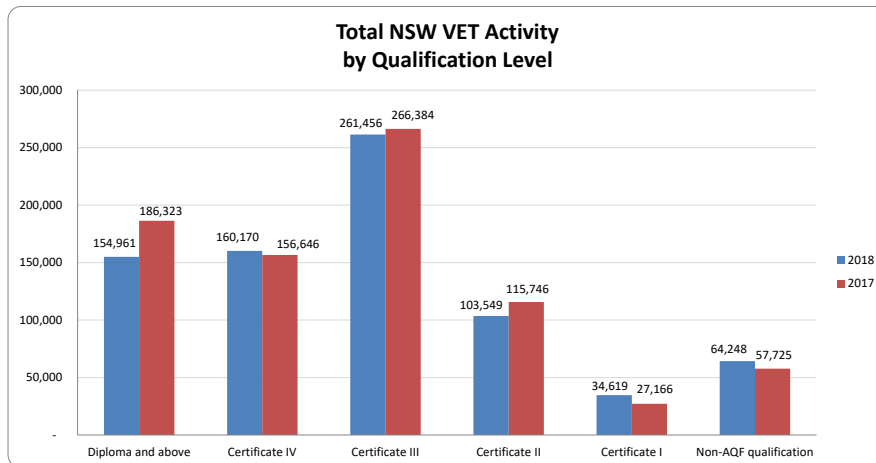
Total NSW VET activity is an estimate of all accredited VET training activity in NSW for the years shown – it includes government-subsidised training and fee-for-service training.

**Table 2 Total NSW VET activity by qualification level**  
For Period 2016 and 2017 calendar year  
Extracted 01 November 2019  
Source: NCVET's VOCStats

Qualification level	2018	2017
Diploma and above	154,961	186,323
Certificate IV	160,170	156,646
Certificate III	261,456	266,384
Certificate II	103,549	115,746
Certificate I	34,619	27,166
Non-AQF qualification	64,248	57,725
<b>Total</b>	<b>779,003</b>	<b>809,990</b>

<sup>1</sup> Total VET activity is classified as 'NSW' by delivery location.

**Figure 2 Total NSW VET activity by qualification level**  
For Period 2016 and 2017 calendar year  
Extracted 01 November 2019  
Source: NCVET's VOCStats



# Performance of NSW VET programs

## Aboriginal programs and services

### Elsa Dixon Aboriginal Employment Program

The Elsa Dixon Aboriginal Employment Program provides annual funding to organisations to support Aboriginal education, employment and training by:

- subsidising the salary, development and support costs of Aboriginal employees in a public service agency or local council
- funding innovative community projects
- supporting work experience for Aboriginal students in their final year of a degree or post-degree course.

**Table 3 NSW Government-sector positions funded by the Elsa Dixon Aboriginal Employment Program by financial year**  
For Period (01 July 2018 to 31 July 2019)  
Extracted 18 July 2019  
Source: NSW Department of Education

Position funded	2018-19 <sup>1</sup>	2017-18
Graduate Position (no longer exists)	-	-
Permanent position	3	2
School-based position	61	51
Temporary position	3	3
<b>Total</b>	<b>67</b>	<b>56</b>

**Table 4 Partnerships funded by the Elsa Dixon Aboriginal Employment Program by financial year**  
For Period (01 July 2018 to 31 July 2019)  
Extracted 18 July 2019  
Source: NSW Department of Education

Position funded	2018-19 <sup>1</sup>	2017-18
Partnerships	5	2

<sup>1</sup> The period covered is from 01 July 2018 to 31 July 2019.

## Aboriginal programs and services

### Aboriginal Enterprise Development Officer Program

The Aboriginal Enterprise Development Officer (AEDO) Program is a free program for Aboriginal people considering starting up their own business or expanding their current business.

**Table 5 Outcomes for the Aboriginal Enterprise Development Officer Program by financial year**  
For Period (01 July 2018 to 31 July 2019)  
Extracted 18 July 2019  
Source: NSW Department of Education

	2018-19 <sup>1</sup>	2017-18
AEDO projects funded	8	8
AEDO new businesses established	50	51
Aboriginal employment positions created	76	88
Aboriginal people assisted	1,114	155

<sup>1</sup> The period covered is from 01 July 2018 to 31 July 2019.

### New Careers for Aboriginal People Program

The New Careers for Aboriginal People (NCAP) Program is a free program for Aboriginal people seeking employment and training advisory support services.

**Table 6 Outcomes for the New Careers for Aboriginal People Program by financial year**  
For Period (01 July 2018 to 31 July 2019)  
Extracted 18 July 2019  
Source: NSW Department of Education

	2018-19 <sup>1</sup>	2017-18
NCAP projects funded <sup>2</sup>	13	12
NCAP employment outcomes <sup>3</sup>	641	739
NCAP training outcomes <sup>4</sup>	871	888
NCAP Clients assisted	1,456	1,259

<sup>1</sup> The period covered is from 01 July 2018 to 31 July 2019.

<sup>2</sup> Refers to not-for-profit, community-owned organisations that deliver the NCAP Program.

<sup>3</sup> Number of individuals placed in employment and still in employment after three months.

<sup>4</sup> Number of individuals who have completed an accredited training course or qualification.

### The Way Ahead for Aboriginal People Program

The Way Ahead for Aboriginal People Program provides mentoring services for Aboriginal apprentices and trainees who need additional support in the workplace. Mentors are chosen because of their experience and acceptance within Aboriginal communities.

Source: NSW Department of Education

**Table 7 Outcomes for The Way Ahead for Aboriginal People Program by financial year**  
For Period (01 July 2018 to 31 July 2019)  
Extracted 18 July 2019  
Source: NSW Department of Education

	2018-19 <sup>1</sup>	2017-18
Apprentices mentored	219	172
Trainees mentored	283	250
School-based apprentices or trainees mentored	134	186
<b>Total</b>	<b>636</b>	<b>608</b>

<sup>1</sup> The period covered is from 01 July 2018 to 31 July 2019.



## Adult and Community Education programs

Adult and Community Education (ACE) training providers are not-for-profit, community-owned organisations with a primary focus on adult education. The ACE sector delivers courses relating to leisure, personal and community development, employment skills, preparation for VET and nationally recognised programs of study.

ACE data is collected quarterly and the most recent data available is the period 01 January 2019 to 31 October 2019.

### Qualification enrolments by funding source

#### By commencements, continuing enrolments and completions

**Table 8** Commencing, continuing and completed enrolments in qualifications by funding source  
For Period (01 January 2019 to 31 October 2019)  
Extracted 15 November 2019  
Source: NSW Department of Education's ACE database

Funding source	Commencements	Continuing	Completions
Community service obligation (Smart and Skilled) <sup>1</sup>	1,789	132	263
Other government funding <sup>2</sup> excluding Smart and Skilled <sup>1</sup>	942	335	254
Fee for service <sup>1</sup>	291	124	29
<b>Total</b>	<b>3,022</b>	<b>591</b>	<b>546</b>

<sup>1</sup> Includes part qualifications.

<sup>2</sup> Includes funding from the NSW Government and the Australian Government.

#### By number of students

**Table 9** Number of students who commenced, continued and/or completed their enrolment in a qualification by funding source  
For Period (01 January 2019 to 31 October 2019)  
Extracted 15 November 2019  
Source: NSW Department of Education's ACE database

Funding source <sup>1</sup>	Commencements	Continuing	Completions
Community service obligation (Smart and Skilled) <sup>2</sup>	1,527	95	227
Other government funding excluding Smart and Skilled <sup>2</sup>	895	314	236
Fee for service <sup>2</sup>	288	124	29

<sup>1</sup> As a student may fall into more than one funding group this table does not include totals.

<sup>2</sup> Includes part qualifications.

## Adult and Community Education programs

### Subject-only enrolments by funding source

Subject-only enrolments include both accredited and non-accredited vocational training. However, all subjects delivered must be nationally approved with vocational intent (i.e. supporting employment outcomes), with no more than 20 per cent in non-accredited courses.

#### By commencements, continuing enrolments and completions

**Table 10** Commencements, continuing enrolments and completions for subjects-only enrolments by funding source  
For Period (01 January 2019 to 31 October 2019)  
Extracted 15 November 2019  
Source: NSW Department of Education's ACE database

Funding source	Commencements	Continuing	Completions <sup>1</sup>
Community service obligation (Smart and Skilled)	20,888	5,048	18,710
Other government funding <sup>2</sup> excluding Smart and Skilled	1,987	359	1,849
Fee for service	8,093	124	8,008
<b>Total</b>	<b>30,968</b>	<b>5,531</b>	<b>28,567</b>

<sup>1</sup> Completion is where an enrolled student either:  
- achieved competency achieved/passed  
- was granted recognition of prior learning  
- was deemed to have satisfactorily completed a non-assessable enrolment

<sup>2</sup> A subset of 'other government-funded activity' is the Tech Savvy Seniors Program which contributes to the NSW Ageing Strategy. In the

#### By number of students

**Table 11** Number of students who commenced, continued and/or completed subject-only enrolments by funding source  
For Period (01 January 2019 to 31 October 2019)  
Extracted 15 November 2019  
Source: NSW Department of Education's ACE database

Funding source <sup>1</sup>	Commencements	Continuing	Completions <sup>2</sup>
Community service obligation (Smart and Skilled)	6,695	1,368	6,338
Other government funding <sup>3</sup> excluding Smart and Skilled	989	127	894
Fee for service	5,465	550	5,424

<sup>1</sup> As a student may fall into more than one funding group this table does not include totals.

<sup>2</sup> Completion is where an enrolled student either:  
- achieved competency achieved/passed  
- was granted recognition of prior learning  
- was deemed to have satisfactorily completed a non-assessable enrolment

<sup>3</sup> A subset of 'other government-funded activity' is the Tech Savvy Seniors Program which contributes to the NSW Ageing Strategy. In the reported period, there were 1,933 individual students enrolled in 6,096 subject-only enrolments.

## Adult and Community Education programs

### Community service obligations (CSO) funded enrolments in qualifications

#### By region

**Table 12** Commencing, continuing and completed community service obligations (CSO) funded enrolments in qualifications by region  
For Period (01 January 2019 to 31 October 2019)

Extracted 15 November 2019

Source: NSW Department of Education's ACE database

Region <sup>1</sup>	Commencements	Continuing	Completions
Capital Region	5	-	1
Central Coast	63	1	9
Central West	70	1	3
Coffs Harbour–Grafton	136	-	1
Far West and Orana	140	6	4
Hunter Valley excluding Newcastle	-	-	-
Illawarra	111	-	1
Mid North Coast	57	11	2
Murray	17	-	5
New England and North West	197	-	-
Newcastle and Lake Macquarie	54	12	1
Richmond–Tweed	245	4	1
Riverina	364	92	230
Southern Highlands and Shoalhaven	28	-	3
Sydney	302	5	2
<b>Total</b>	<b>1,789</b>	<b>132</b>	<b>263</b>

<sup>1</sup> For the area a region covers see Figure 6 on page 33.

#### By disadvantaged student group

**Table 13** Commencing, continuing and completed CSO-funded enrolments in qualifications by disadvantaged student group  
For Period (01 January 2019 to 31 October 2019)

Extracted 15 November 2019

Source: NSW Department of Education's ACE database

Disadvantaged student group <sup>1</sup>	Commencements	Continuing	Completions
Aboriginal or Torres Strait Islanders	381	29	68
Students with disabilities	673	70	110
Students living in a regional area	649	20	144
Students living in a remote area	964	112	237

<sup>1</sup> As a student may fall into more than one group this table does not include totals.

## Adult and Community Education programs

### Community service obligations (CSO) funded students doing qualifications

#### By region

**Table 14** Number of CSO-funded students who commenced, continued and/or completed qualifications by region  
For Period (01 January 2019 to 31 October 2019)  
Extracted 15 November 2019  
Source: NSW Department of Education's ACE database

Region <sup>1</sup>	Commencements	Continuing	Completions
Capital Region	5	-	1
Central Coast	63	1	9
Central West	56	1	2
Coffs Harbour–Grafton	134	-	1
Far West and Orana	120	6	4
Hunter Valley excluding Newcastle	-	-	-
Illawarra	101	-	1
Mid North Coast	48	11	2
Murray	14	-	3
New England and North West	193	-	-
Newcastle and Lake Macquarie	54	12	1
Richmond–Tweed	239	4	1
Riverina	222	55	199
Southern Highlands and Shoalhaven	27	-	2
Sydney	251	5	1
<b>Total</b>	<b>1,527</b>	<b>95</b>	<b>227</b>

<sup>1</sup> For the area a region covers see Figure 6 on page 33.

#### By disadvantaged student group

**Table 15** Number of CSO-funded students who commenced, continued and/or completed qualifications by disadvantaged student group  
For Period (01 January 2019 to 31 October 2019)  
Extracted 15 November 2019  
Source: NSW Department of Education's ACE database

Disadvantaged student group <sup>1</sup>	Commencements	Continuing	Completions
Aboriginal or Torres Strait Islanders	317	20	62
Students with disabilities	544	59	95
Students living in a regional area	577	19	118
Students living in a remote area	777	76	205

<sup>1</sup> As a student may fall into more than one group this table does not include totals.

## Adult and Community Education programs

### Community service obligations (CSO) funded subject-only enrolments

#### By region

**Table 16** Commencing, continuing and completed CSO-funded enrolments for subjects only by region  
For Period (01 January 2019 to 31 October 2019)  
Extracted 15 November 2019  
Source: NSW Department of Education's ACE database

Region <sup>1</sup>	Commencements	Continuing	Completions
Capital Region	433	202	381
Central Coast	2,259	106	1,950
Central West	1,753	11	1,697
Coffs Harbour–Grafton	1,952	164	1,808
Far West and Orana	919	2	880
Hunter Valley excluding Newcastle	–	–	–
Illawarra	518	523	466
Mid North Coast	2,901	651	2,733
Murray	296	1	227
New England and North West	1,916	242	1,867
Newcastle and Lake Macquarie	530	298	458
Richmond–Tweed	2,219	465	2,001
Riverina	321	49	282
Southern Highlands and Shoalhaven	794	354	682
Sydney	4,077	1,980	3,278
<b>Total</b>	<b>20,888</b>	<b>5,048</b>	<b>18,710</b>

<sup>1</sup> For the area a region covers see Figure 6 on page 33.

#### By disadvantaged student group

**Table 17** Number of CSO-funded students who commenced, continued and/or completed enrolments in subjects only by disadvantaged student group  
For Period (01 January 2019 to 31 October 2019)  
Extracted 15 November 2019  
Source: NSW Department of Education's ACE database

Disadvantaged student group <sup>1</sup>	Commencements	Continuing	Completions
Aboriginal or Torres Strait Islanders	3,876	660	3,443
Students with disabilities	6,437	1,827	5,687
Students living in a regional area	7,451	1,865	6,729
Students living in a remote area	8,361	918	7,825

<sup>1</sup> As a student may fall into more than one group this table does not include totals.

# Adult and Community Education programs

## Community service obligations (CSO) funded students doing subjects only

### By region

**Table 18** Number of CSO-funded students who commenced, continued and/or completed enrolments in subjects only by region  
For Period (01 January 2019 to 31 October 2019)  
Extracted 15 November 2019  
Source: NSW Department of Education's ACE database

Region <sup>1</sup>	Commencements	Continuing	Completions
Capital Region	148	32	141
Central Coast	506	59	461
Central West	1,003	4	998
Coffs Harbour–Grafton	681	48	647
Far West and Orana	438	2	425
Hunter Valley excluding Newcastle	–	–	–
Illawarra	161	129	153
Mid North Coast	708	197	687
Murray	56	1	47
New England and North West	741	82	732
Newcastle and Lake Macquarie	139	63	132
Richmond–Tweed	740	133	713
Riverina	72	12	64
Southern Highlands and Shoalhaven	180	72	163
Sydney	1,122	534	975
<b>Total</b>	<b>6,695</b>	<b>1,368</b>	<b>6,338</b>

<sup>1</sup> For the area a region covers see Figure 6 on page 33.

### By disadvantaged student group

**Table 19** Number of CSO-funded students who commenced, continued and/or completed enrolments in subjects only by disadvantaged student group  
For Period (01 January 2019 to 31 October 2019)  
Extracted 15 November 2019  
Source: NSW Department of Education's ACE database

Disadvantaged student group <sup>1</sup>	Commencements	Continuing	Completions
Aboriginal or Torres Strait Islanders	1,163	183	1,100
Students with disabilities	1,919	504	1,769
Students living in a regional area	2,097	495	1,977
Students living in a remote area	3,244	269	3,152

<sup>1</sup> As a student may fall into more than one group this table does not include totals.

# Apprenticeships and traineeships

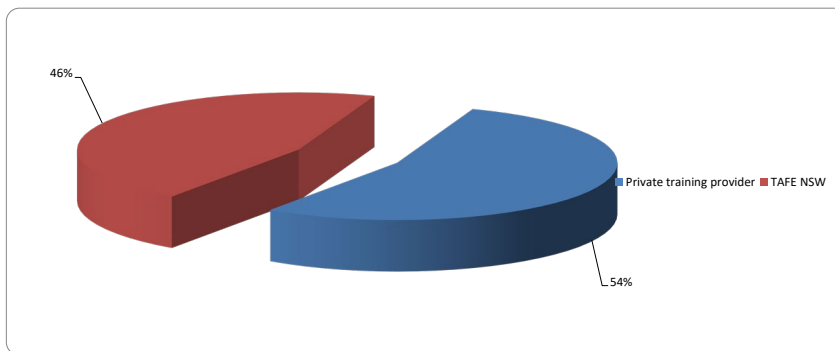
## Training contract approvals for apprenticeships and traineeships

### By training provider type

**Table 20 Training contract approvals by training provider type**  
 For Period YTD: 01 January to 31 October 2019; previous YTD: 01 January to 31 October 2018; and 2018 calendar year  
 Extracted 01 November 2019  
 Source: The NSW Department of Education's Integrated Vocational Education and Training System (IVETS).

Training provider type	YTD	Previous YTD	Previous CY
Private training provider	21,246	20,564	24,310
TAFE NSW	18,006	19,578	21,932
<b>Total</b>	<b>39,252</b>	<b>40,142</b>	<b>46,242</b>

**Figure 3 Training contract approvals by training provider type (YTD: 01 January to 31 October 2019)**  
 For Period YTD: 01 January to 31 October 2019; previous YTD: 01 January to 31 October 2018; and 2018 calendar year  
 Extracted 01 November 2019  
 Source: The NSW Department of Education's Integrated Vocational Education and Training System (IVETS).



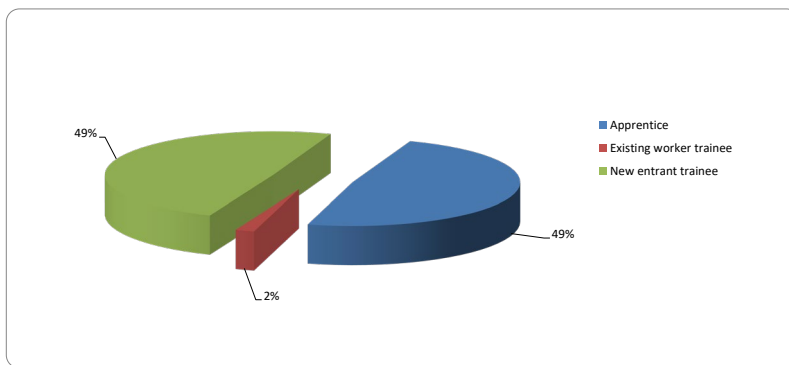
# Apprenticeships and traineeships

## By student type

**Table 21 Training contract approvals by student type**  
For Period YTD: 01 January to 31 October 2019; previous YTD: 01 January to 31 October 2018; and 2018 calendar year  
Extracted 01 November 2019  
Source: The NSW Department of Education's Integrated Vocational Education and Training System (IVETS).

Student type	YTD	Previous YTD	Previous CY
Apprentice	19,130	19,735	22,276
Existing worker trainee	719	742	863
New entrant trainee	19,403	19,665	23,103
<b>Total</b>	<b>39,252</b>	<b>40,142</b>	<b>46,242</b>

**Figure 4 Training contract approvals by student type**  
For Period YTD: 01 January to 31 October 2019  
Extracted 01 November 2019  
Source: The NSW Department of Education's Integrated Vocational Education and Training System (IVETS).



## By disadvantaged student group

**Table 22 Training contract approvals by disadvantaged student group**  
For Period YTD: 01 January to 31 October 2019; previous YTD: 01 January to 31 October 2018; and 2018 calendar year  
Extracted 01 November 2019  
Source: The NSW Department of Education's Integrated Vocational Education and Training System (IVETS).

Disadvantaged student group <sup>1</sup>	YTD	Previous YTD	Previous CY
Aboriginal or Torres Strait Islanders	2,924	2,945	3,333
Students with disabilities	1,136	1,151	1,332
Students living in a regional area	7,912	8,072	9,287
Students living in a remote area	8,718	8,692	9,879
Women in non-traditional trades	723	655	766

<sup>1</sup> As a student may fall into more than one group this table does not include totals. Also, data is not collected about individuals on a training contract who hold a humanitarian visa or are long-term unemployed.

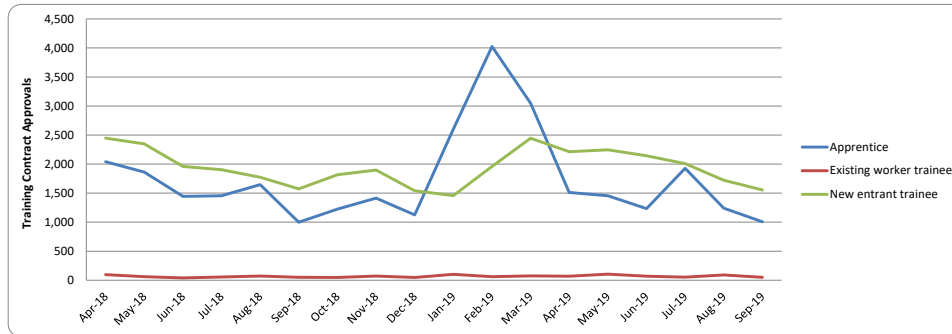


## Apprenticeships and traineeships

### By month (for previous 18 months)

Figure 5 Training contract approvals by month  
For Period previous 18 months  
Extracted 01 November 2019

Source: The NSW Department of Education's Integrated Vocational Education and Training System (IVETS).



## By region

Table 23 Training contract approvals by region  
For Period YTD: 01 January to 31 October 2019; previous YTD: 01 January to 31 October 2018; and 2018 calendar year  
Extracted 01 November 2019

Source: The NSW Department of Education's Integrated Vocational Education and Training System (IVETS).

Region <sup>1</sup>	YTD	Approvals as % of a region's population (YTD)	Previous YTD	Previous CY
Capital Region	1,377	0.66%	1,294	1,472
Central Coast	1,603	0.51%	1,571	1,771
Central West	1,375	0.70%	1,330	1,518
Coffs Harbour–Grafton	744	0.57%	687	789
Far West and Orana	755	0.66%	830	922
Hunter Valley excluding Newcastle	1,903	0.78%	1,786	2,049
Illawarra	1,551	0.56%	1,785	2,015
Mid North Coast	1,131	0.56%	1,155	1,306
Murray	767	0.70%	715	829
New England and North West	1,290	0.73%	1,341	1,537
Newcastle and Lake Macquarie	2,594	0.76%	2,539	2,911
Richmond–Tweed	1,023	0.45%	1,127	1,276
Riverina	1,415	0.94%	1,387	1,645
Southern Highlands and Shoalhaven	759	0.55%	849	972
Sydney	19,882	0.45%	20,954	24,340
Unknown <sup>2</sup>	1,083	N/A	792	890
<b>Total</b>	<b>39,252</b>	<b>0.54%</b>	<b>40,142</b>	<b>46,242</b>

<sup>1</sup> For the area a region covers see Figure 6 on page 33.

<sup>2</sup> Not enough data to map training location to a NSW region.

# Apprenticeships and traineeships

## Top five Apprenticeships and Traineeships by training contract approvals

### Top five Apprenticeships for year to date

**Table 24** Top five apprenticeship by qualification  
For Period YTD: 01 January to 31 October 2019  
Extracted 01 November 2019  
Source: The NSW Department of Education's Integrated Vocational Education and Training System (IVETS).

Apprenticeship qualification	YTD
Electrotechnology - Electrician Certificate III	2,865
Carpentry Certificate III	2,377
Plumbing Certificate III	1,443
Automotive - Light Vehicle Mechanical Technology Certificate III	1,219
Hospitality - Commercial Cookery Certificate III	893

### Top five Apprenticeships for previous year to date

**Table 25** Top five apprenticeship by qualification  
For Period previous YTD: 01 January to 31 October 2018  
Extracted 01 November 2019  
Source: The NSW Department of Education's Integrated Vocational Education and Training System (IVETS).

Apprenticeship qualification	Previous YTD
Electrotechnology - Electrician Certificate III	3,039
Carpentry Certificate III	2,801
Plumbing Certificate III	1,660
Automotive - Light Vehicle Mechanical Technology Certificate III	1,283
Hospitality - Commercial Cookery Certificate III	900

### Top five Traineeships for year to date

**Table 26** Top five traineeships by qualification  
For Period YTD: 01 January to 31 October 2019  
Extracted 01 November 2019  
Source: The NSW Department of Education's Integrated Vocational Education and Training System (IVETS).

Traineeship qualification	YTD
Community Services - Early Childhood Education and Care Certificate III	2,633
Retail Certificate III	1,747
Transport and Logistics - Driving Operations Certificate III	1,078
Business Services - Customer Engagement Certificate III	1,019
Transport and Logistics - Warehousing Operations Certificate III	835

## Apprenticeships and traineeships

### Top five traineeships for previous year to date

Table 27 Top five traineeships by qualification (previous YTD: 01 January to 31 October 2018)  
For Period previous YTD: 01 January to 31 October 2018  
Extracted 01 November 2019

Source: The NSW Department of Education's Integrated Vocational Education and Training System (IVETS).

Traineeship qualification	Previous YTD
Community Services - Early Childhood Education and Care Certificate III	2,320
Retail Certificate III	1,574
Transport and Logistics - Driving Operations Certificate III	1,076
Business Services - Customer Engagement Certificate III	1,063
Hospitality Certificate III	951

### Apprentices and trainees in training

Table 28 Number of apprentices and trainees in training  
As at 01 November 2019  
Extracted 01 November 2019

Source: The NSW Department of Education's Integrated Vocational Education and Training System (IVETS).

Student type	Number
Apprentices	59,115
Existing worker trainees	1,377
New entrant trainees	28,687
<b>Total</b>	<b>89,179</b>

### Training contract completion rates for Apprenticeships and Traineeships

Table 29 Contract completion rates for apprenticeships and traineeships  
For Period calendar years 2017 and 2018  
Extracted 01 November 2019

Source: The NSW Department of Education's Integrated Vocational Education and Training System (IVETS).

Contract type	2018 (%)	2017 (%)
Apprenticeship	59.0%	58.9%
Traineeship	61.2%	62.0%
<b>Total</b>	<b>60.3%</b>	<b>60.7%</b>

## Apprenticeships and traineeships

### Bert Evans Apprentice Scholarships

The Bert Evans Apprentice Scholarships assist apprentices in NSW who have demonstrated:

- hardship in their personal circumstances
- an aptitude for VET that will lead them to complete their trade training successfully
- a positive attitude and application in the workplace and in off-the-job training.

Source: NSW Department of Education

**Table 30** Number of students receiving a Bert Evans Scholarship  
For Period calendar years 2017, 2018 and 2019  
Extracted 06 February 2020  
Source: NSW Department of Education

	2019	2018	2017
Scholarships awarded	90	85	75

# Smart and Skilled Program

Smart and Skilled is a NSW Government initiative to create a successful contestable VET market in NSW, achieve the goals of VET reform and the skill priorities of NSW.

Smart and Skilled delivers subsidised training under A703 two broad categories known as 'program streams' – these are Entitlement and Targeted Priorities.

The Entitlement program stream encourages individuals to gain a post-school qualification at the Certificate I, II or III level and also includes apprenticeships and traineeships (which may be at the Certificate IV, Diploma or Advanced Diploma level). The Targeted Priorities program stream encourages individuals to gain a post-school qualification at the Certificate IV, Diploma or Advanced Diploma level.

Each program stream contains several 'programs'. The Entitlement program stream contains the:

- Entitlement Foundation Skills Program
- Entitlement Full Qualifications Program
- Entitlement Apprenticeships and Traineeships Program.

The Targeted Priorities program stream contains the:

- Targeted Priorities Full Qualifications Program
- Targeted Priorities Prevocational and Part Qualification Program.

A student may participate in more than one Smart and Skilled program, training provider or region.

Smart and Skilled commenced on 1 January 2015. Please consider this when comparing 2015 YTD and 2016 YTD data.

## Enrolments

### By Smart and Skilled program

**Table 31 Commencing, continuing and completed enrolments by Smart and Skilled program**  
For Period YTD: 01 January to 31 October 2019; previous YTD: 01 January to 31 October 2018; and 2018 calendar year  
Extracted 01 December 2019

Source: The NSW Department of Education's Integrated Vocational Education and Training System (IVETS).

Smart and Skilled program	Commencements	Continuing	Completions
Entitlement – Apprenticeships	22,209	20,836	4,732
Entitlement – Traineeships	16,402	5,188	7,843
Entitlement Foundation Skills	18,753	180	5,187
Entitlement Full Qualifications	70,690	6,777	20,733
Other (Full Qualifications) <sup>1</sup>	1	-	-
Targeted Priorities (TP) Full Qualifications	9,235	3,779	4,429
TP Prevocational and Part Qualifications –Pre apprenticeship <sup>2</sup>	961	1	-
TP Prevocational and Part Qualifications –Pre traineeship <sup>3</sup>	1,701	22	-
TP Prevocational and Part Qualifications – Prevocational <sup>3</sup>	3,881	27	-
TP Prevocational and Part Qualifications – Targeted Skills <sup>4</sup>	26,199	449	161
<b>Total</b>	<b>170,032</b>	<b>37,259</b>	<b>43,085</b>

<sup>1</sup> The training falls under an existing Smart and Skilled program but could not be processed with the standard method.

<sup>2</sup> Part qualifications that assist individuals to gain an apprenticeship or traineeship.

<sup>3</sup> Part or full qualifications that assist individuals to gain employment or enrol in further education.

<sup>4</sup> Part qualifications for priority groups and industries to assist individuals to upgrade their training and/or learn new skills for employment.

# Smart and Skilled Program

## By disadvantaged student group

**Table 32 Commencing, continuing and completed enrolments by disadvantaged student group**  
For Period YTD: 01 January to 31 October 2019  
Extracted 01 December 2019  
Source: The NSW Department of Education's Integrated Vocational Education and Training System (IVETS).

Disadvantaged student group <sup>1</sup>	Commencements	Continuing	Completions
Aboriginal or Torres Strait Islanders	19,254	2,862	3,243
Students with disabilities	16,254	1,571	4,080
Humanitarian visa holders	3,893	127	978
Long-term unemployed	7,862	734	1,850
Students living in a regional area	35,883	7,785	9,324
Students living in a remote area	14,502	2,580	2,877

<sup>1</sup> As a student may fall into more than one group this table does not include totals.

## By region

**Table 33 Commencing, continuing and completed enrolments by region**  
For Period YTD: 01 January to 31 October 2019  
Extracted 01 December 2019  
Source: The NSW Department of Education's Integrated Vocational Education and Training System (IVETS).

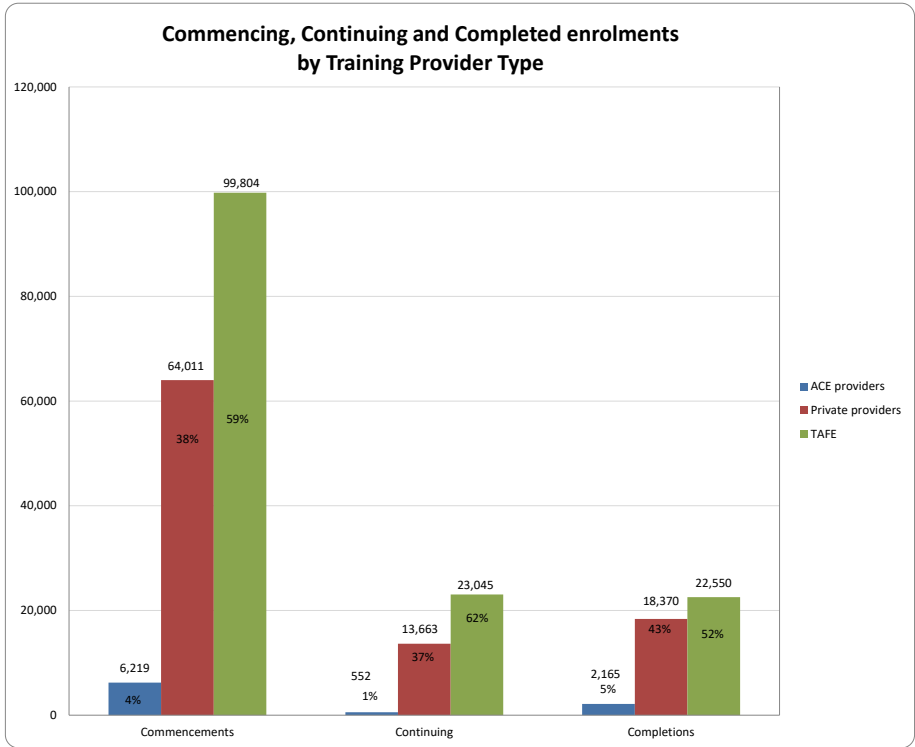
Region <sup>1</sup>	Commencements	Continuing	Completions
Capital Region	3,552	524	663
Central Coast	6,486	1,385	2,139
Central West	7,522	1,132	1,360
Coffs Harbour–Grafton	3,903	856	987
Far West and Orana	5,352	734	767
Hunter Valley excluding Newcastle	6,278	1,685	1,887
Illawarra	7,271	1,585	2,068
Mid North Coast	7,321	1,332	1,653
Murray	1,635	389	431
New England and North West	7,589	1,143	1,590
Newcastle and Lake Macquarie	11,007	2,615	3,080
Richmond–Tweed	5,815	1,186	1,774
Riverina	4,676	1,147	1,028
Southern Highlands and Shoalhaven	2,762	613	730
Sydney	88,703	20,738	22,907
<b>Total</b>	<b>169,872</b>	<b>37,064</b>	<b>43,064</b>

<sup>1</sup> For the area a region covers see Figure 6 on page 33.

# Smart and Skilled Program

## By training provider type

Figure 4 Commencing, continuing and completed enrolments by training provider type  
 For Period YTD: 01 January to 31 October 2019  
 Extracted 01 December 2019  
 Source: The NSW Department of Education's Integrated Vocational Education and Training System (IVETS).



# Smart and Skilled Program

## Students

A student may participate in more than one Smart and Skilled program, training provider or region.

### By Smart and Skilled program

**Table 34** Number of students who commenced, continued and/or completed a qualification or accredited course under a Smart and Skilled program  
For Period YTD: 01 January to 31 October 2019  
Extracted 01 December 2019  
Source: The NSW Department of Education's Integrated Vocational Education and Training System (IVETS).

Smart and Skilled program	Commencements	Continuing	Completions
Entitlement – Apprenticeships	21,872	20,699	4,731
Entitlement – Traineeships	16,035	5,173	7,835
Entitlement Foundation Skills	15,763	180	5,025
Entitlement Full Qualifications	65,573	6,763	20,407
Other (Full Qualifications) <sup>1</sup>	1	-	-
Targeted Priorities (TP) Full Qualifications	8,875	3,676	4,372
TP Prevocational and Part Qualifications – Part Qualifications Pre apprenticeship <sup>2</sup>	960	1	-
TP Prevocational and Part Qualifications – Part Qualifications Pre traineeship <sup>2</sup>	1,670	22	-
TP Prevocational and Part Qualifications – Part Qualifications Prevocational <sup>3</sup>	3,811	27	-
TP Prevocational and Part Qualifications – Targeted Skills <sup>4</sup>	23,530	448	161
<b>Overall unique student number<sup>5</sup></b>	<b>150,674</b>	<b>36,879</b>	<b>42,140</b>

<sup>1</sup> The training falls under an existing Smart and Skilled program but could not be processed with the standard method.

<sup>2</sup> Part qualifications that assist individuals to gain an apprenticeship or traineeship.

<sup>3</sup> Part or full qualifications that assist individuals to gain employment or enrol in further education.

<sup>4</sup> Part qualifications for priority groups and industries to assist individuals to upgrade their training and/or learn new skills for employment.

<sup>5</sup> The overall unique student number is not a total.

### By region

**Table 35** Number of students who commenced, continued and/or completed a qualification or accredited course under a Smart and Skilled program by region  
For Period YTD: 01 January to 31 October 2019  
Extracted 01 December 2019  
Source: The NSW Department of Education's Integrated Vocational Education and Training System (IVETS).

Region <sup>1</sup>	Commencements	Commencements as % of a region's population	Continuing	Completions
Capital Region	3,268	1.57%	520	651
Central Coast	6,060	1.94%	1,380	2,118
Central West	6,597	3.35%	1,126	1,282
Coffs Harbour–Grafton	3,442	2.64%	848	978
Far West and Orana	4,561	4.02%	729	736
Hunter Valley excluding Newcastle	5,823	2.39%	1,683	1,860
Illawarra	6,748	2.45%	1,580	2,037
Mid North Coast	6,632	3.30%	1,315	1,595
Murray	1,537	1.39%	387	426
New England and North West	6,550	3.72%	1,137	1,511



# Smart and Skilled Program

**Table 35** Number of students who commenced, continued and/or completed a qualification or accredited course under a Smart and Skilled program by region (Cont.)  
 For Period YTD: 01 January to 31 October 2019  
 Extracted 01 December 2019

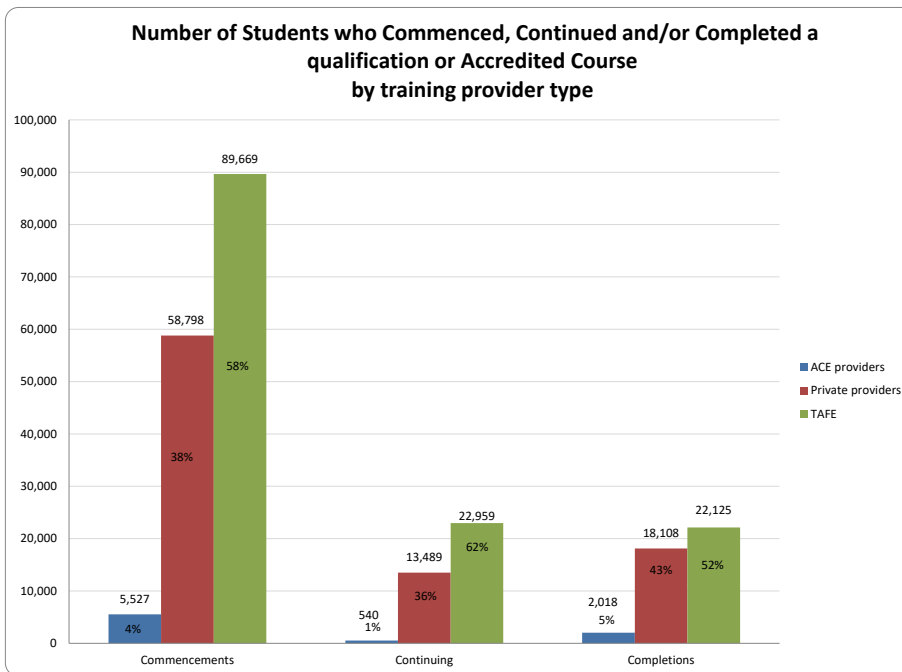
Source: The NSW Department of Education's Integrated Vocational Education and Training System (IVETS).

Region <sup>1</sup>	Commencements	Commencements as % of a region's population	Continuing	Completions
Newcastle and Lake Macquarie	10,181	2.97%	2,606	3,052
Richmond–Tweed	5,058	2.22%	1,177	1,709
Riverina	4,310	2.87%	1,142	1,025
Southern Highlands and Shoalhaven	2,531	1.85%	610	718
Sydney	79,898	1.82%	20,512	22,545

<sup>1</sup> For the area a region covers see Figure 6 on page 33.  
<sup>2</sup> The overall unique student number is not the same as a total.

## By training provider type

**Figure 5** Number of students who commenced, continued and/or completed a qualification or accredited course by training provider type  
 For Period YTD: 01 January to 31 October 2019  
 Extracted 01 December 2019  
 Source: The NSW Department of Education's Integrated Vocational Education and Training System (IVETS).



# Smart and Skilled Program

## Smart and Skilled training providers

A 'Smart and Skilled training provider' means a registered training organisation the NSW Department of Education that has contracted to offer government-subsidised training under Smart and Skilled.

### By Smart and Skilled programs with regional approvals

**Table 36** Number of Smart and Skilled training providers with regional training delivery approvals by Smart and Skilled program As at 01 December 2019

Extracted 01 December 2019

Source: The NSW Department of Education's Integrated Vocational Education and Training System (IVETS).

Region <sup>1</sup>	No. of approved training providers	
	Entitlement Full Qualifications Program	Targeted Priorities Full Qualification Program
Capital Region	23	19
Central Coast	43	31
Central West	28	26
Coffs Harbour–Grafton	19	18
Far West and Orana	26	12
Hunter Valley excluding Newcastle	37	28
Illawarra	41	34
Mid North Coast	26	28
Murray	10	10
New England and North West	22	27
Newcastle and Lake Macquarie	49	33
Richmond–Tweed	27	24
Riverina	25	27
Southern Highlands and Shoalhaven	24	24
Sydney	152	164

<sup>1</sup> For the area a region covers see Figure 6 on page 33.

### By Smart and Skilled programs with state wide approvals

**Table 37** Number of Smart and Skilled training providers with state wide training delivery approvals by Smart and Skilled program As at 01 December 2019

Extracted 01 December 2019

Source: The NSW Department of Education's Integrated Vocational Education and Training System (IVETS).

Smart and Skilled program	Training providers
Entitlement Apprenticeships and Traineeships	294
Entitlement Foundation Skills	34

# Smart and Skilled Program

## Top 10 qualifications

### By commencements

**Table 38 Top 10 qualifications by commencements**

For Period YTD: 01 January to 31 October 2019

Extracted 01 December 2019

Source: The NSW Department of Education's Integrated Vocational Education and Training System (IVETS).

Qualification	Commencements
Certificate III in Individual Support	9,105
Certificate III in Early Childhood Education and Care	7,998
Certificate III in Business Administration	5,215
Certificate III in Electrotechnology Electrician	3,799
Certificate III in Carpentry	3,595
Certificate III in Hospitality	3,212
Certificate III in Retail	3,004
Certificate III in Education Support	2,456
Certificate III in Community Services	2,447
Certificate III in Warehousing Operations	2,442

### By continuing enrolments

**Table 39 Top 10 qualifications by continuing enrolments**

For Period YTD: 01 January to 31 October 2019

Extracted 01 December 2019

Source: The NSW Department of Education's Integrated Vocational Education and Training System (IVETS).

Qualification	Continuing
Certificate III in Electrotechnology Electrician	5,183
Certificate III in Carpentry	3,104
Certificate III in Plumbing	1,960
Certificate III in Light Vehicle Mechanical Technology	1,514
Certificate III in Engineering - Fabrication Trade	1,033
Certificate III in Air-conditioning and Refrigeration	948
Certificate III in Early Childhood Education and Care	945
Diploma of Early Childhood Education and Care	774
Certificate III in Individual Support	756
Certificate III in Warehousing Operations	740

### By completions

**Table 40 Top 10 qualifications by completions**

For Period YTD: 01 January to 31 October 2019

Extracted 01 December 2019

Source: The NSW Department of Education's Integrated Vocational Education and Training System (IVETS).

Qualification	Completions
Certificate III in Individual Support	3,162
Certificate III in Early Childhood Education and Care	2,756
Certificate III in Business Administration	1,697
Certificate III in Retail	1,241
Certificate III in Hospitality	1,134
Certificate III in Warehousing Operations	947
Certificate I in Information, Digital Media and Technology	923
Certificate III in Business	797
Diploma of Early Childhood Education and Care	730
Certificate III in Carpentry	702

# Smart and Skilled Program

## Fee-Free Scholarships

Fee-Free Scholarships are part of the NSW Government's commitment under the Reskilling NSW strategy. The strategy provides \$48 million over four years for 200,000 Smart and Skilled concession-eligible 15 to 30 year olds. Fee-Free Scholarships are available to eligible students who undertake study with an approved Smart and Skilled training provider for a qualification from certificate level I to IV that is on the NSW Skills List, with priority giving to eligible social housing residents. Fee-Free Scholarships have been available since 1 July 2015.

### By region and training provider type

**Table 41** Number of Fee-Free Scholarships by region and training provider type

For Period 01 July 2015 to 31 October 2019

Extracted 01 November 2019

Source: The NSW Department of Education's Integrated Vocational Education and Training System (IVETS).

Region <sup>1</sup>	Training provider type		
	Fee-Free Scholarships	TAFE NSW	Private training provider
Capital Region	1,745	1,037	708
Central Coast	4,333	2,561	1,772
Central West	2,937	2,237	700
Coffs Harbour–Grafton	3,230	2,758	472
Far West and Orana	967	713	254
Hunter Valley excluding Newcastle	3,293	1,998	1,295
Illawarra	4,366	2,314	2,052
Mid North Coast	5,192	4,260	932
Murray	942	617	325
New England and North West	2,356	1,947	409
Newcastle and Lake Macquarie	6,357	4,187	2,170
Richmond–Tweed	4,476	3,706	770
Riverina	2,105	1,301	804
Southern Highlands and Shoalhaven	1,545	696	849
Sydney	36,491	27,198	9,293
<b>Total</b>	<b>80,335</b>	<b>57,530</b>	<b>22,805</b>

<sup>1</sup> For the area a region covers see Figure 6 on page 33.

### By region and selected student characteristics

**Table 42** Number of Fee-Free Scholarships by region and selected student characteristics

For Period 01 July 2015 to 31 October 2019

Extracted 01 November 2019

Source: The NSW Department of Education's Integrated Vocational Education and Training System (IVETS).

Region <sup>1</sup>	Male	Female	Living in social housing	Holding a humanitarian visa
Capital Region	576	1,167	124	2
Central Coast	1,357	2,973	272	3
Central West	936	1,999	177	4
Coffs Harbour–Grafton	1,184	2,045	106	51
Far West and Orana	369	598	34	-
Hunter Valley excluding Newcastle	1,074	2,219	204	3
Illawarra	1,729	2,635	509	38
Mid North Coast	1,770	3,419	146	1
Murray	329	613	89	22
New England and North West	717	1,636	130	4
Newcastle and Lake Macquarie	2,655	3,700	498	27
Richmond–Tweed	1,746	2,724	110	3
Riverina	692	1,413	190	8
Southern Highlands and Shoalhaven	609	935	168	-
Sydney	11,938	24,535	2,721	977
<b>Total</b>	<b>27,681</b>	<b>52,611</b>	<b>5,478</b>	<b>1,143</b>

<sup>1</sup> For the area a region covers see Figure 6 on page 33.

# Smart and Skilled Program

**Table 43** Number of Fee-Free Scholarships by region and age cohort  
For Period 01 July 2015 to 31 October 2019  
Extracted 01 December 2019

Source: The NSW Department of Education's Integrated Vocational Education and Training System (IVETS).

Region <sup>1</sup>	15–19 years	20–24 years	25–30 years
Capital Region	684	590	463
Central Coast	1,707	1,400	1,110
Central West	988	1,018	920
Coffs Harbour–Grafton	1,287	1,056	865
Far West and Orana	327	358	278
Hunter Valley excluding Newcastle	1,355	1,126	791
Illawarra	1,594	1,659	1,090
Mid North Coast	2,012	1,690	1,456
Murray	361	340	240
New England and North West	848	817	676
Newcastle and Lake Macquarie	2,426	2,287	1,584
Richmond–Tweed	1,786	1,472	1,184
Riverina	664	761	671
Southern Highlands and Shoalhaven	570	544	409
Sydney	11,220	12,943	12,001
<b>Total</b>	<b>27,829</b>	<b>28,061</b>	<b>23,738</b>

<sup>1</sup> For the area a region covers see Figure 6 on page 33.

# Glossary

ACE	Adult and Community Education
Accredited vocational training	Education approved by the Australian Skills Quality Authority.
Active provider	A Smart and Skilled contracted training provider who has delivered training under their Smart and Skilled contract.
Adult and Community Education	A not-for profit, community-owned organisation with a primary focus on adult education. The ACE sector delivers courses relating to leisure, personal and community development, employment skills, preparation for VET and nationally recognised programs of study.
AEDO	Aboriginal Enterprise Development Officer Program
Apprentice	An employee who is party to an apprenticeship to learn a trade on-the-job under a qualified tradesperson and off-the-job with a registered training organisation.
Approval (training contract)	The official confirmation by Training Services NSW that an apprenticeship or traineeship has commenced with an employer.
Approved (training provider)	A training provider has been offered and has accepted a Smart and Skilled contract.
Approved qualification	A qualification that a training provider is approved to deliver under Smart and Skilled.
AQF	Australian Quality Framework
ASDB	The NSW Department of Education's Aboriginal Services Database.
ATSI	Aboriginal or Torres Strait Islander
Australian Quality Framework	<p>The national policy for regulated qualifications in the Australian education and training system.</p> <p>The AQF incorporates the quality assured qualifications from each education and training sector into a single comprehensive national qualifications framework. The AQF defines the qualification levels issued by schools, vocational education and training providers and higher education.</p> <p>The AQF qualifications that apply to VET are Certificate levels I to IV, Diploma and Advanced Diploma, as well as Graduate Certificate and Graduate Diploma.</p> <p>Maintaining the AQF is a shared responsibility of the Commonwealth, state and territory governments.</p>
Bert Evans Apprentice Scholarships	<p>These scholarships assist apprentices in NSW who have demonstrated:</p> <ul style="list-style-type: none"> <li>• hardship in their personal circumstances</li> <li>• an aptitude for VET that will lead them to complete their trade training successfully</li> <li>• a positive attitude and application in the workplace and in off-the-job training.</li> </ul> <p>A maximum of 50 scholarships are awarded annually, including 10 NSW Country Apprentice Scholarships.</p>
Commencement	Occurs when a student begins to participate in training for a qualification or accredited course; or, for a subject-only enrolment, begins to participate in a module or unit of competency that is scheduled to be completed in the current year.
Commitment	Represents a commitment by government to subsidise a training provider for the cost of training an approved prospective student in an approved qualification, accredited course or subject-only enrolment.
Community service obligation (CSO)	A service with an identifiable community or social benefit that cannot be supplied under commercial costs and conditions, and that government subsidises.
Continuing	A student who is continuing training for a qualification or accredited course in a subsequent year to the commencement year and who is still training at the time of this report; or, for a subject-only enrolment, an enrolment in a module or unit of competency that is scheduled to be completed in a future year.
Completion	A student who has successfully completed a qualification or accredited course; or, for a subject-only enrolment, has completed a module or unit of competency.
Completion Rate	
CSO	Community service obligation
Disadvantaged student group	A student who falls into one or more equity categories of: being an Aboriginal or Torres Strait Islander, being disabled, being a humanitarian visa holder, being long-term unemployed, or living in a regional or remote area.

<b>Enrolment</b>	The engagement and participation of a student in an approved qualification, accredited course or subject-only training.
<b>Existing worker trainee</b>	A long-term employee (greater than three months full time or 12 months part time) who is party to a traineeship to learn a recognised vocation on-the-job under supervision and off-the-job with a training provider.
<b>Fee for service</b>	A VET qualification or accredited course that is not subsidised by government (a student or their employer pays the full fee for the training).
<b>Fee-Free Scholarships</b>	Part of the NSW Government's commitment under the Reskilling NSW strategy. It provides \$48 million over 4 years (starting on 1 July 2015) for 200,000 scholarships. The scholarships cover the fee for any Certificate I to IV level qualification on the NSW Skills List. To be eligible, a student must be aged between 15 and 30 years and eligible for Smart and Skilled's concession fee (with priority given to social housing residents); or living (or have lived) in out-of-home care; or someone who has experienced (or is experiencing) domestic/family violence.
<b>FY</b>	Financial year
<b>Jobs of Tomorrow Scholarships</b>	The Program provides \$25 million over four years (starting in 2016) for 25,000 scholarships in science, technology, engineering and mathematics (STEM) VET qualifications. Eligible students receive a \$1,000 scholarship to encourage them to enrol and complete a STEM qualification. In each calendar year, the first 6,250 eligible students who apply and commence training will be offered a scholarship.
<b>IVETS</b>	The NSW Department of Education's Integrated Vocational Education and Training Services database.
<b>NCAP</b>	New Careers for Aboriginal People Program
<b>NCVER</b>	National Centre for Vocational Education Research
<b>New entrant trainee</b>	An employee who is party to a traineeship to learn a recognised vocation on-the-job under supervision and off-the-job with a training provider.
<b>Non-accredited vocational training</b>	Education with a vocational intent that is non-assessable and not recognised under the AQF.
<b>NSW Ageing Strategy</b>	NSW Government commitment to support seniors in the community with a range of programs and initiatives.
<b>Private training provider</b>	A non-TAFE training provider that is registered with the Australian Skills Quality Authority, and can deliver nationally recognised courses and award AQF VET qualifications.
<b>Qualification</b>	A nationally recognised qualification under the Australian Qualifications Framework (AQF).
<b>Recognition of prior learning</b>	Recognition of prior learning (RPL) involves the assessment of the previously unrecognised skills and knowledge an individual has achieved outside the formal education and training system. This assessment determines the extent to which that individual has achieved the required learning outcomes, competency outcomes, or standards for entry to, and/or partial or total completion of a program of study without the need for further study.
<b>Region</b>	There are 15 training regions (which are based on Australian Bureau of Statistics SA4 level). See Figure 6 on page 32.
<b>Regional</b>	A classification of a student's residence using the Australian Bureau of Statistics Accessibility/Remoteness Index of Australia.
<b>Registered training organisation (RTO)</b>	An training provider that is registered with the Australian Skills Quality Authority – which allows them to deliver nationally courses and award AQF VET qualifications.
<b>Remote</b>	A classification of a student's residence using the Australian Bureau of Statistics Accessibility/Remoteness Index of Australia.
<b>Reskilling NSW strategy</b>	An NSW Government initiative to help individuals get a job by giving them better access to VET.
<b>Returned (contract)</b>	A training provider that has chosen to withdraw from its Smart and Skilled contract.
<b>Smart and Skilled</b>	NSW Government initiative to create a successful contestable VET market in NSW, and achieve the goals of VET reform and the skill priorities of NSW.
<b>Smart and Skilled program</b>	A subset of Smart and Skilled government-subsidised training with specific characteristics.

<b>Status (training provider)</b>	Indicates whether a Smart and Skilled training provider's contract has been approved, suspended, returned or terminated.
<b>Subject-only enrolment</b>	An enrolment in a module or unit of competency that is not intended to lead to the issue of a qualification or accredited course.
<b>Suspended (training provider)</b>	A training provider's Smart and Skilled contract has been temporarily suspended for one or more breaches of contract conditions.
<b>TAFE NSW</b>	The NSW Government's public training provider of VET in NSW.
<b>Tech Savvy Seniors Program</b>	A joint NSW Government and Telstra initiative that provides grants to ACE providers to deliver training in the use of smart technologies to people over 60 years of age.
<b>Terminated (training provider)</b>	A training provider's Smart and Skilled contract has been terminated for one or more breaches of contract conditions.
<b>Total VET activity</b>	All accredited VET activity from all training providers (unless granted an exemption) in accordance with the National VET Provider Collection Data Requirements Policy.
<b>Trade</b>	The occupation to which an apprenticeship leads.
<b>Training contract</b>	The mutual agreement between an employer and apprentice or trainee.
<b>Training contract type</b>	A training contract can be either an apprenticeship, an existing worker traineeship or a new entrant traineeship.
<b>Training provider</b>	A training provider that is registered with the Australian Skills Quality Authority, and can deliver nationally recognised courses and award AQF VET qualifications.
<b>VET</b>	Vocational education and training
<b>VET FEE-HELP</b>	An Australian Government income-contingent loan scheme for VET students. A loan covers a student's fees. The student is only required to pay back the loan when their income reaches a set level.
<b>Vocation</b>	The occupation to which a traineeship leads.
<b>Vocational Training Assistance</b>	Provided through the Vocational Training Assistance Scheme (VTAS) – a program that provides eligible apprentices and trainees with monetary assistance to attend off-the-job training during the term of their apprenticeship or traineeship. Existing worker trainees are ineligible to claim vocational training assistance. Current rates for travel are 12 cents per kilometre and \$28 per night for accommodation, and a one-off payment of up to \$2,000 for a student who has to relocate.
<b>VTAS</b>	Vocational Training Assistance Scheme
<b>Woman in non-traditional trades</b>	Currently, 167 out of a total 1,211 trades are considered to be non traditional trades for women. Examples include Certificate III in Aeroskills (Mechatronics) and Certificate III in Solid Plastering.
<b>YTD</b>	Year to date



# NSW training regions

Figure 6 Training regions in NSW

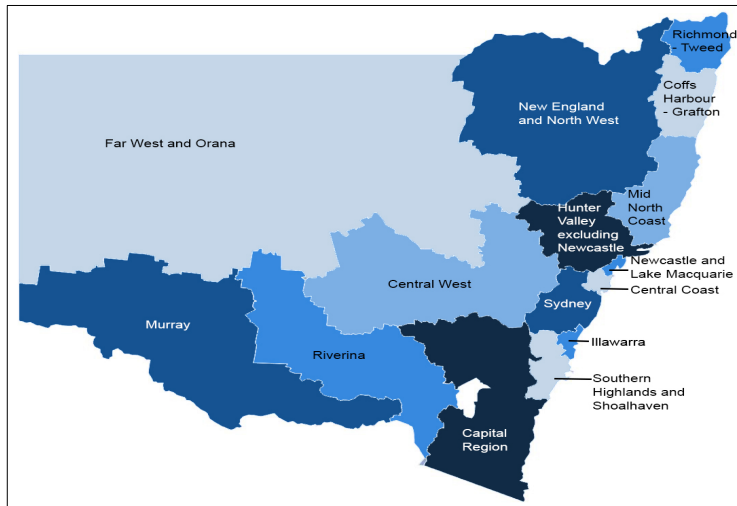


Table 44 Major towns or areas for each region

This region...	Includes...
Capital Region	Goulburn, Yass, Queanbeyan, the Snowy Mountains and the South Coast
Central Coast	Brooklyn, Davistown, Terrigal, The Entrance, Wyong and Gosford
Central West	Bathurst, Lachlan Valley, Lithgow, Mudgee and Orange
Coffs Harbour–Grafton	Coffs Harbour and the Clarence Valley
Far West and Orana	Bourke, Cobar, Coonamble, Broken Hill and Dubbo
Hunter Valley excluding Newcastle	Lower and Upper Hunter, Maitland and Port Stephens
Illawarra	Wollongong, Shellharbour and Kiama
Mid North Coast	Great Lakes, Kempsey, Nambucca, Lord Howe Island, Port Macquarie, Taree and Gloucester
Murray	Upper and Lower Murray, and Albury
Newcastle and Lake Macquarie	Newcastle and Lake Macquarie
New England and North West	Armidale, Inverell, Moree, Inverell, Tenterfield, Moree, Narrabri, Tamworth and Gunnedah
Richmond–Tweed	Richmond Valley and Tweed Valley
Riverina	Griffith, Tumut and Wagga Wagga
Southern Highlands and Shoalhaven	Mittagong, Bowral, Nowra and Ulladulla
Sydney	Sydney and the Blue Mountains