



# Performance of NSW VET programs: monthly report

**October 2017**

Published by the Department of Industry, Skills and Regional Development. First published April 2016.

---

© State of New South Wales through Department of Industry, Skills and Regional Development 2016

This publication is copyright. You may download, display, print and reproduce this material provided that the wording is reproduced exactly, the source is acknowledged, and the copyright, update address and disclaimer notice are retained. To copy, adapt, publish, distribute or commercialise any of this publication you will need to seek permission from the Department of Industry, Skills and Regional Development.

Disclaimer: The information contained in this publication is based on knowledge and understanding at the time of writing (June 2016). However, because of advances in knowledge, users are reminded of the need to ensure that the information upon which they rely is up to date and to check the currency of the information with the appropriate officer of the Department of Industry, Skills and Regional Development or the user's independent advisor.

---

# Contents

<b>About this report</b>	<b>4</b>
<b>National VET activity data</b>	<b>5</b>
VET activity data from NCVET .....	5
Enrolments by qualification level .....	5
<b>Performance of NSW VET programs</b>	<b>7</b>
<b>Aboriginal programs and services</b> .....	<b>7</b>
Elsa Dixon Aboriginal Employment Program .....	7
Aboriginal Enterprise Development Officer Program .....	8
New Careers for Aboriginal People Program .....	8
The Way Ahead for Aboriginal People Program .....	8
<b>Adult and Community Education programs</b> .....	<b>9</b>
Qualification enrolments by funding source .....	9
Subject-only enrolments by funding source .....	10
Community service obligations funded enrolments in qualifications .....	11
CSO-funded students doing qualifications .....	12
CSO-funded subject-only enrolments .....	13
CSO-funded students doing subjects only .....	14
<b>Apprenticeships and traineeships</b> .....	<b>15</b>
Training contract approvals for apprenticeships and traineeships .....	15
Top five apprenticeships and traineeships by training contract approvals .....	18
Apprentices and trainees in training .....	19
Training contract completion rates for apprenticeships and traineeships .....	19
Bert Evans Apprentice Scholarships .....	20
<b>Smart and Skilled Program</b> .....	<b>21</b>
Enrolments .....	21
Students .....	24
Smart and Skilled training providers .....	26
Top 10 qualifications .....	27
Fee-Free Scholarships .....	28
<b>Glossary</b>	<b>30</b>
<b>NSW training regions</b>	<b>33</b>

## About this Report

This is a monthly report on the performance of NSW vocational education and training (VET) programs and follows the introduction of the NSW Government's Smart and Skilled reform in January 2015. The Department of Industry, Skills and Regional Development publishes this report regularly in line with the NSW Government's commitment to transparency.

The completeness of the report's data and information will improve over time as training providers adjust to new reporting requirements.

When interpreting the report's data care must be taken because:

- There are overlaps between different data sets (e.g. apprenticeship data appears in both the Apprenticeship and Traineeship section, and in the Smart and Skilled section).
- Data may have breaks or adjustments in the time series.
- Some data relates to the year to date (YTD) and previous YTD, but other data may relate to a calendar or financial year.

The Glossary explains terms the report uses and a map of training regions please see the table of contents for its location.

# National VET activity data

The National Centre for Vocational Education Research (NCVER) is responsible for collecting, managing, analysing, evaluating and communicating research and statistics about vocational education and training (VET) nationally on behalf of the Commonwealth and state and territory ministers responsible for VET.

## VET activity data from NCVER

### Enrolments by qualification level

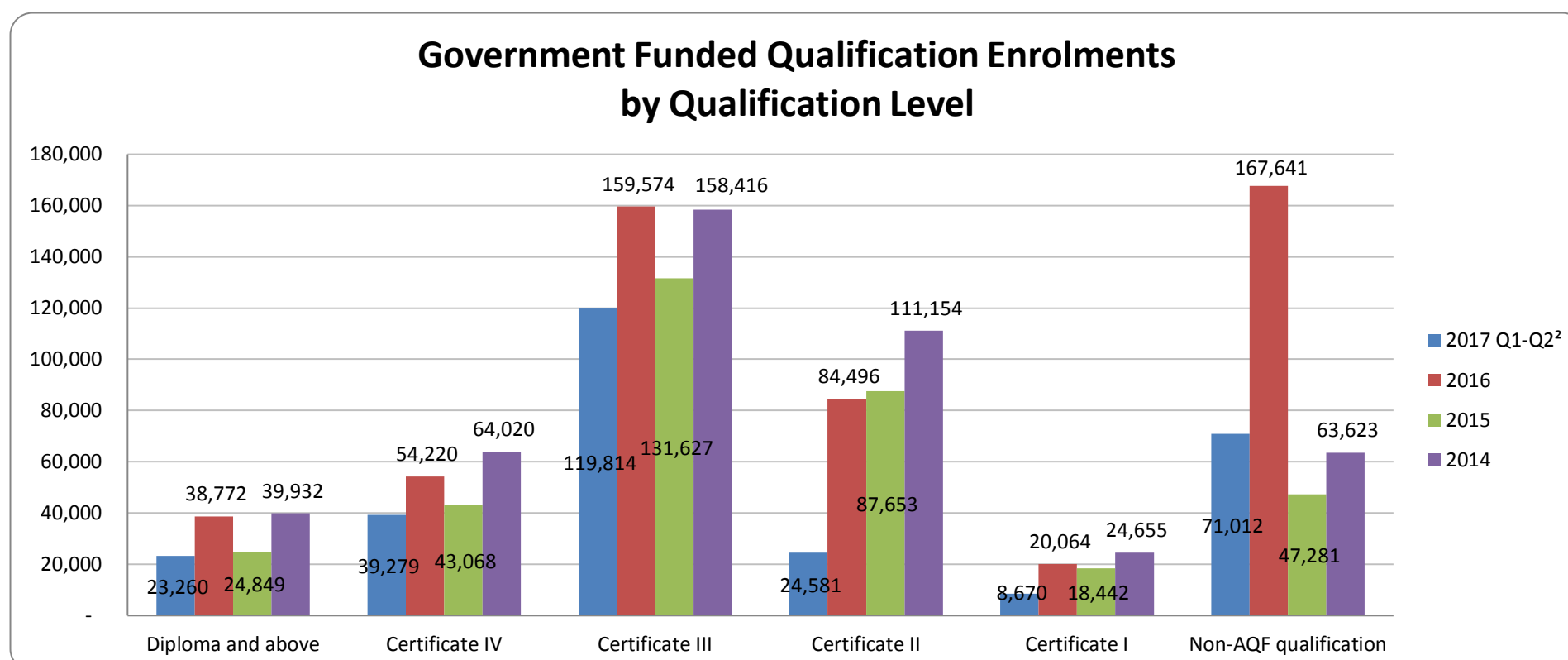
#### NSW Government-funded enrolments

**Table 1 NSW Government-funded enrolments by qualification level<sup>1</sup>**  
For calendar year period  
Extracted 06-Nov-2017  
Source: NCVER's VOCStats

Qualification level	2017 Q1-Q2 <sup>2</sup>	2016	2015	2014
Diploma and above	23,260	38,772	24,849	39,932
Certificate IV	39,279	54,220	43,068	64,020
Certificate III	119,814	159,574	131,627	158,416
Certificate II	24,581	84,496	87,653	111,154
Certificate I	8,670	20,064	18,442	24,655
Non-AQF qualification	71,012	167,641	47,281	63,623
<b>Total</b>	<b>286,616</b>	<b>524,767</b>	<b>352,920</b>	<b>461,800</b>

<sup>1</sup> Government-funded activity is classified as 'NSW' by the funding body.  
<sup>2</sup> Q1-Q2 refers to Jan to Jun data.

**Figure 1 NSW Government-funded enrolments by qualification level<sup>1</sup>**  
For calendar year period  
Extracted 06-Nov-2017  
Source: NCVER's VOCStats



## Total NSW VET Activity

Total NSW VET activity is an estimate of all accredited VET training activity in NSW in 2014 – it includes government-subsidised training and fee-for-service training. NCVET noted that the publication of this data for the first time in 2015 was affected by incompleteness because 2014 was a transition year.

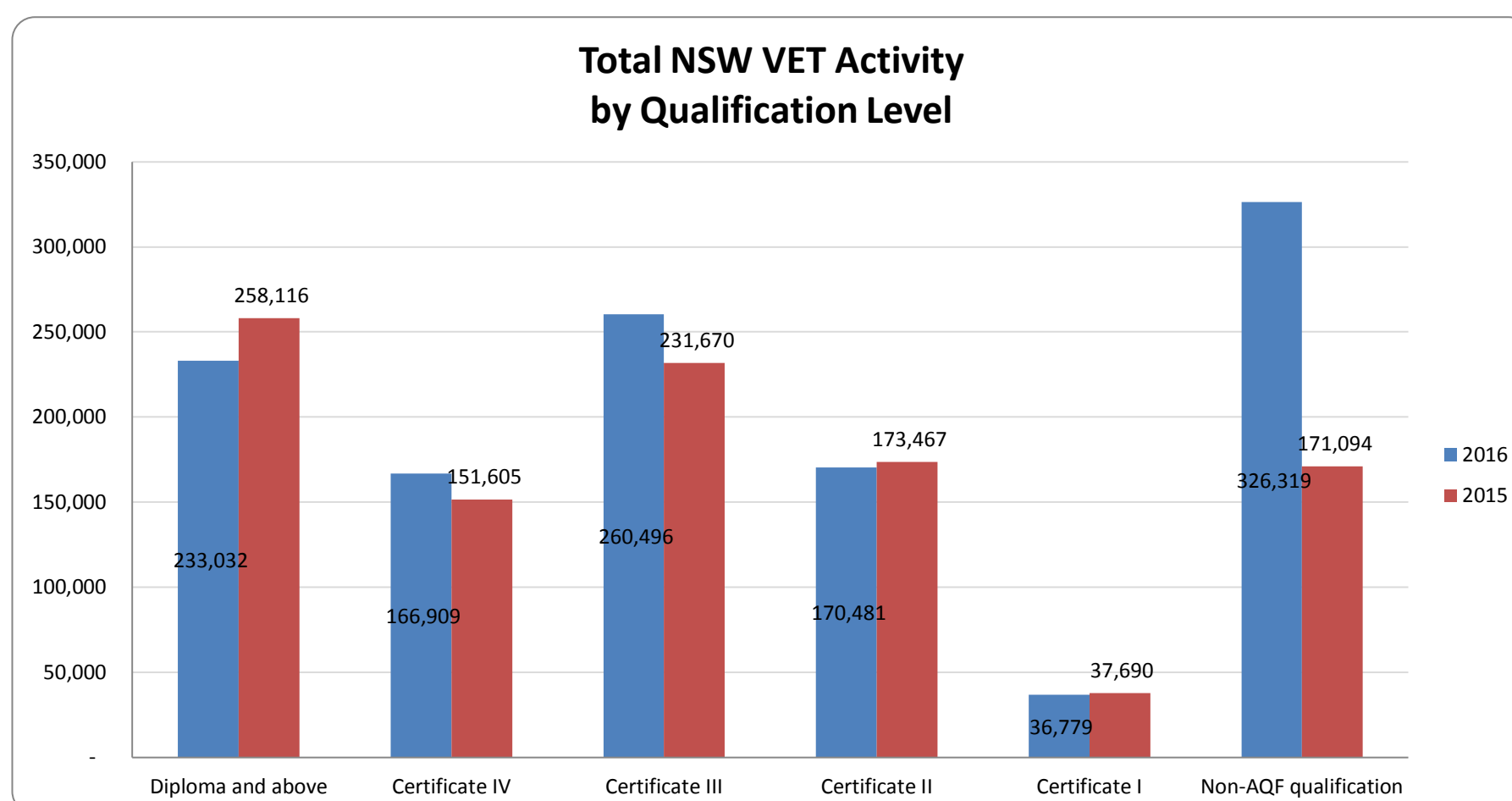
Source: NCVET

**Table 2 Total NSW VET activity by qualification level**  
For Period 2015 and 2016 calendar year  
Extracted 06-Nov-2017  
Source: NCVET's VOCStats

Qualification level	2016	2015
Diploma and above	233,032	258,116
Certificate IV	166,909	151,605
Certificate III	260,496	231,670
Certificate II	170,481	173,467
Certificate I	36,779	37,690
Non-AQF qualification	326,319	171,094
<b>Total</b>	<b>1,194,016</b>	<b>1,023,642</b>

1 Total VET activity is classified as 'NSW' by delivery location.

**Figure 2 Total NSW VET activity by qualification level**  
For Period calendar year  
Extracted 1 January to 30 September 2017  
Source: NCVET's VOCStats



# Performance of NSW VET programs

## Aboriginal programs and services

### Elsa Dixon Aboriginal Employment Program

The Elsa Dixon Aboriginal Employment Program provides annual funding to organisations to support Aboriginal education, employment and training by:

- subsidising the salary, development and support costs of Aboriginal employees in a public service agency or local council
- funding innovative community projects
- supporting work experience for Aboriginal students in their final year of a degree or post-degree course.

**Table 3 NSW Government-sector positions funded by the Elsa Dixon Aboriginal Employment Program by financial year**  
For Period (1 July 2017 to 31 October 2017)  
Extracted 31 October 2017 (Supplied date)  
Source: NSW Department of Industry

Position funded	2017-18 <sup>1</sup>	2016-17
Graduate Position (no longer exists)	-	-
Permanent position	-	-
School-based position	-	96
Temporary position	-	-
<b>Total</b>	<b>-</b>	<b>96</b>

**Table 4 Partnerships funded by the Elsa Dixon Aboriginal Employment Program by financial year**  
For Period (1 July 2017 to 31 October 2017)  
Extracted 31 October 2017 (Supplied date)  
Source: NSW Department of Industry

Position funded	2017-18 <sup>1</sup>	2016-17
Partnerships	-	-

<sup>1</sup> The period covered is from 1 July 2017 to 31 October 2017.

## Aboriginal programs and services

### Aboriginal Enterprise Development Officer Program

The Aboriginal Enterprise Development Officer (AEDO) Program is a free program for Aboriginal people considering starting up their own business or expanding their current business.

**Table 5 Outcomes for the Aboriginal Enterprise Development Officer Program by financial year**  
For Period (1 July 2017 to 31 October 2017)  
Extracted 31 October 2017 (Supplied date)  
Source: NSW Department of Industry

	2017-18 <sup>1</sup>	2016-17
AEDO projects funded	8	7
AEDO new businesses established	12	48
Aboriginal employment positions created	24	76

<sup>1</sup> The period covered is from 1 July 2017 to 31 October 2017.

### New Careers for Aboriginal People Program

The New Careers for Aboriginal People (NCAP) Program is a free program for Aboriginal people seeking employment and training advisory support services.

**Table 6 Outcomes for the New Careers for Aboriginal People Program by financial year**  
For Period (1 July 2017 to 31 October 2017)  
Extracted 31 October 2017 (Supplied date)  
Source: NSW Department of Industry

	2017-18 <sup>1</sup>	2016-17
NCAP projects funded <sup>2</sup>	13	13
NCAP employment outcomes <sup>3</sup>	243	901
NCAP training outcomes <sup>4</sup>	239	854

<sup>1</sup> The period covered is from 1 July 2017 to 31 October 2017.

<sup>2</sup> Refers to not-for-profit, community-owned organisations that deliver the NCAP Program.

<sup>3</sup> Number of individuals placed in employment and still in employment after three months.

<sup>4</sup> Number of individuals who have completed an accredited training course or qualification.

### The Way Ahead for Aboriginal People Program

The Way Ahead for Aboriginal People Program provides mentoring services for Aboriginal apprentices and trainees who need additional support in the workplace. Mentors are chosen because of their experience and acceptance within Aboriginal communities.

Source: NSW Department of Industry.

**Table 7 Outcomes for The Way Ahead for Aboriginal People Program by financial year**  
For Period (1 July 2017 to 31 October 2017)  
Extracted 31 October 2017 (Supplied date)  
Source: NSW Department of Industry

	2017-18 <sup>1</sup>	2016-17
Apprentices mentored	131	181
Trainees mentored	186	350
School-based apprentices or trainees mentored	130	282
<b>Total</b>	<b>447</b>	<b>813</b>

<sup>1</sup> The period covered is from 1 July 2017 to 31 October 2017.



## Adult and Community Education programs

Adult and Community Education (ACE) training providers are not-for-profit, community-owned organisations with a primary focus on adult education. The ACE sector delivers courses relating to leisure, personal and community development, employment skills, preparation for VET and nationally recognised programs of study.

ACE data is collected quarterly and the most recent data available is the period 1 January 2017 to 30 September 2017.

### Qualification enrolments by funding source

#### By commencements, continuing enrolments and completions

**Table 8** Commencing, continuing and completed enrolments in qualifications by funding source  
For Period (1 January 2017 to 30 September 2017)  
Extracted 15 Nov 2017  
Source: NSW Department of Industry's On Line Validation System (OLiV)

Funding source	Commencements	Continuing	Completions
Community service obligation (Smart and Skilled) <sup>1</sup>	800	85	141
Other government funding <sup>2</sup> excluding Smart and Skilled <sup>1</sup>	2,201	564	550
Fee for service <sup>1</sup>	571	502	280
<b>Total</b>	<b>3,572</b>	<b>1,151</b>	<b>971</b>

<sup>1</sup> Includes part qualifications.

<sup>2</sup> Includes funding from the NSW Government and the Australian Government.

#### By number of students

**Table 9** Number of students who commenced, continued and/or completed their enrolment in a qualification by funding source  
For Period (1 January 2017 to 30 September 2017)  
Extracted 15 Nov 2017  
Source: NSW Department of Industry's On Line Validation System (OLiV)

Funding source <sup>1</sup>	Commencements	Continuing	Completions
Community service obligation (Smart and Skilled) <sup>2</sup>	758	85	131
Other government funding excluding Smart and Skilled <sup>2</sup>	1,955	537	483
Fee for service <sup>2</sup>	494	363	238

<sup>1</sup> As a student may fall into one or more funding group this table does not include totals.

<sup>2</sup> Includes part qualifications.

## Adult and Community Education programs

### Subject-only enrolments by funding source

Subject-only enrolments include both accredited and non-accredited vocational training. However, all subjects delivered must be nationally approved with vocational intent (i.e. supporting employment outcomes), with no more than 20 per cent in non-accredited courses.

#### By commencements, continuing enrolments and completions

**Table 10** Commencements, continuing enrolments and completions for subjects-only enrolments by funding source  
For Period (1 January 2017 to 30 September 2017)  
Extracted 15 Nov 2017  
Source: NSW Department of Industry's On Line Validation System (OLiV)

Funding source	Commencements	Continuing	Completions <sup>1</sup>
Community service obligation (Smart and Skilled)	13,690	4,590	11,687
Other government funding <sup>2</sup> excluding Smart and Skilled	5,121	1,741	4,654
Fee for service	21,130	502	20,470
<b>Total</b>	<b>39,941</b>	<b>6,833</b>	<b>36,811</b>

<sup>1</sup> Completion is where an enrolled student either:  
- achieved competency achieved/passed  
- was granted recognition of prior learning  
- was deemed to have satisfactorily completed a non-assessable enrolment

<sup>2</sup> A subset of 'other government-funded activity' is the Tech Savvy Seniors Program which contributes to the NSW Ageing Strategy. In the

#### By number of students

**Table 11** Number of students who commenced, continued and/or completed subject-only enrolments by funding source  
For Period (1 January 2017 to 30 September 2017)  
Extracted 15 Nov 2017  
Source: NSW Department of Industry's On Line Validation System (OLiV)

Funding source <sup>1</sup>	Commencements	Continuing	Completions <sup>2</sup>
Community service obligation (Smart and Skilled)	4,617	1,257	4,247
Other government funding <sup>3</sup> excluding Smart and Skilled	1,945	456	1,856
Fee for service	13,936	517	13,550

<sup>1</sup> As a student may fall into one or more funding group this table does not include totals.

<sup>2</sup> Completion is where an enrolled student either:  
- achieved competency achieved/passed  
- was granted recognition of prior learning  
- was deemed to have satisfactorily completed a non-assessable enrolment

<sup>3</sup> A subset of 'other government-funded activity' is the Tech Savvy Seniors Program which contributes to the NSW Ageing Strategy. In the reported period, there were 1,933 individual students enrolled in 6,096 subject-only enrolments.

## Adult and Community Education programs

### Community service obligations (CSO) funded enrolments in qualifications

#### By region

**Table 12** Commencing, continuing and completed community service obligations (CSO) funded enrolments in qualifications by region  
For Period (1 January 2017 to 30 September 2017)  
Extracted 15 Nov 2017  
Source: NSW Department of Industry's On Line Validation System (OLiV)

Region <sup>1</sup>	Commencements	Continuing	Completions
Capital Region	12	-	-
Central Coast	-	1	-
Central West	-	1	-
Coffs Harbour–Grafton	56	-	-
Far West and Orana	25	3	-
Hunter Valley excluding Newcastle	29	5	9
Illawarra	27	-	-
Mid North Coast	19	-	-
Murray	34	13	7
New England and North West	8	2	-
Newcastle and Lake Macquarie	3	-	1
Richmond–Tweed	126	-	21
Riverina	161	40	87
Southern Highlands and Shoalhaven	49	-	7
Sydney	233	20	9
Unknown <sup>2</sup>	18	-	-
<b>Total</b>	<b>800</b>	<b>85</b>	<b>141</b>

<sup>1</sup> For the area a region covers see Figure 10 on page 39.

<sup>2</sup> The postcode of a student's home address was not recorded.

#### By disadvantaged student group

**Table 13** Commencing, continuing and completed CSO-funded enrolments in qualifications by disadvantaged student group  
For Period (1 January 2017 to 30 September 2017)  
Extracted 15 Nov 2017  
Source: NSW Department of Industry's On Line Validation System (OLiV)

Disadvantaged student group <sup>1</sup>	Commencements	Continuing	Completions
Aboriginal or Torres Strait Islanders	128	19	31
Students with disabilities	241	24	36
Students living in a regional area	228	6	20
Students living in a remote area	315	55	111

<sup>1</sup> As a student may fall into one or more group this table does not include totals.

## Adult and Community Education programs

### Community service obligations (CSO) funded students doing qualifications

#### By region

**Table 14** Number of CSO-funded students who commenced, continued and/or completed qualifications by region  
For Period (1 January 2017 to 30 September 2017)  
Extracted 15 Nov 2017  
Source: NSW Department of Industry's On Line Validation System (OLiV)

Region <sup>1</sup>	Commencements	Continuing	Completions
Capital Region	12	-	-
Central Coast	-	1	-
Central West	-	1	-
Coffs Harbour–Grafton	56	-	-
Far West and Orana	24	3	-
Hunter Valley excluding Newcastle	29	5	9
Illawarra	26	-	-
Mid North Coast	19	-	-
Murray	34	13	7
New England and North West	8	2	-
Newcastle and Lake Macquarie	3	-	1
Richmond–Tweed	116	-	21
Riverina	145	40	77
Southern Highlands and Shoalhaven	41	-	7
Sydney	228	20	9
Unknown <sup>2</sup>	17	-	-
<b>Total</b>	<b>758</b>	<b>85</b>	<b>131</b>

<sup>1</sup> For the area a region covers see Figure 10 on page 39.

<sup>2</sup> The postcode of a student's home address was not recorded.

#### By disadvantaged student group

**Table 15** Number of CSO-funded students who commenced, continued and/or completed qualifications by disadvantaged student group  
For Period (1 January 2017 to 30 September 2017)  
Extracted 15 Nov 2017  
Source: NSW Department of Industry's On Line Validation System (OLiV)

Disadvantaged student group <sup>1</sup>	Commencements	Continuing	Completions
Aboriginal or Torres Strait Islanders	128	19	31
Students with disabilities	235	24	33
Students living in a regional area	209	6	20
Students living in a remote area	298	55	101

<sup>1</sup> As a student may fall into one or more group this table does not include totals.

## Adult and Community Education programs

### Community service obligations (CSO) funded subject-only enrolments

#### By region

**Table 16** Commencing, continuing and completed CSO-funded enrolments for subjects only by region  
For Period (1 January 2017 to 30 September 2017)  
Extracted 15 Nov 2017  
Source: NSW Department of Industry's On Line Validation System (OLIV)

Region <sup>1</sup>	Commencements	Continuing	Completions
Capital Region	673	164	664
Central Coast	213	104	195
Central West	1,250	74	1,197
Coffs Harbour–Grafton	1,325	485	1,253
Far West and Orana	510	5	475
Hunter Valley excluding Newcastle	87	7	81
Illawarra	571	348	538
Mid North Coast	1,677	553	1,600
Murray	92	-	92
New England and North West	900	166	848
Newcastle and Lake Macquarie	19	-	19
Richmond–Tweed	2,344	736	2,086
Riverina	733	364	417
Southern Highlands and Shoalhaven	215	123	204
Sydney	2,847	1,373	1,817
Unknown <sup>2</sup>	234	88	201
<b>Total</b>	<b>13,690</b>	<b>4,590</b>	<b>11,687</b>

<sup>1</sup> For the area a region covers see Figure 10 on page 39.

<sup>2</sup> The postcode of a student's home address was not recorded.

#### By disadvantaged student group

**Table 17** Number of CSO-funded students who commenced, continued and/or completed enrolments in subjects only by disadvantaged student group  
For Period (1 January 2017 to 30 September 2017)  
Extracted 15 Nov 2017  
Source: NSW Department of Industry's On Line Validation System (OLIV)

Disadvantaged student group <sup>1</sup>	Commencements	Continuing	Completions
Aboriginal or Torres Strait Islanders	1,936	952	1,640
Students with disabilities	2,740	1,036	2,328
Students living in a regional area	4,448	1,410	4,097
Students living in a remote area	5,718	1,456	5,147

<sup>1</sup> As a student may fall into one or more group this table does not include totals.

## Adult and Community Education programs

### Community service obligations (CSO) funded students doing subjects only

#### By region

**Table 18** Number of CSO-funded students who commenced, continued and/or completed enrolments in subjects only by region  
For Period (1 January 2017 to 30 September 2017)  
Extracted 15 Nov 2017  
Source: NSW Department of Industry's On Line Validation System (OLiV)

Region <sup>1</sup>	Commencements	Continuing	Completions
Capital Region	238	44	237
Central Coast	91	32	87
Central West	616	31	609
Coffs Harbour–Grafton	434	125	401
Far West and Orana	225	2	220
Hunter Valley excluding Newcastle	39	2	37
Illawarra	160	83	153
Mid North Coast	411	180	397
Murray	20	-	20
New England and North West	409	42	398
Newcastle and Lake Macquarie	6	-	6
Richmond–Tweed	873	250	799
Riverina	195	83	153
Southern Highlands and Shoalhaven	93	38	88
Sydney	744	320	586
Unknown <sup>2</sup>	63	25	56
<b>Total</b>	<b>4,617</b>	<b>1,257</b>	<b>4,247</b>

<sup>1</sup> For the area a region covers see Figure 10 on page 39.

<sup>2</sup> The postcode of a student's home address was not recorded.

#### By disadvantaged student group

**Table 19** Number of CSO-funded students who commenced, continued and/or completed enrolments in subjects only by disadvantaged student group  
For Period (1 January 2017 to 30 September 2017)  
Extracted 15 Nov 2017  
Source: NSW Department of Industry's On Line Validation System (OLiV)

Disadvantaged student group <sup>1</sup>	Commencements	Continuing	Completions
Aboriginal or Torres Strait Islanders	668	262	612
Students with disabilities	935	345	860
Students living in a regional area	1,496	473	1,394
Students living in a remote area	2,171	375	2,070

<sup>1</sup> As a student may fall into one or more group this table does not include totals.

# Apprenticeships and traineeships

## Training contract approvals for apprenticeships and traineeships

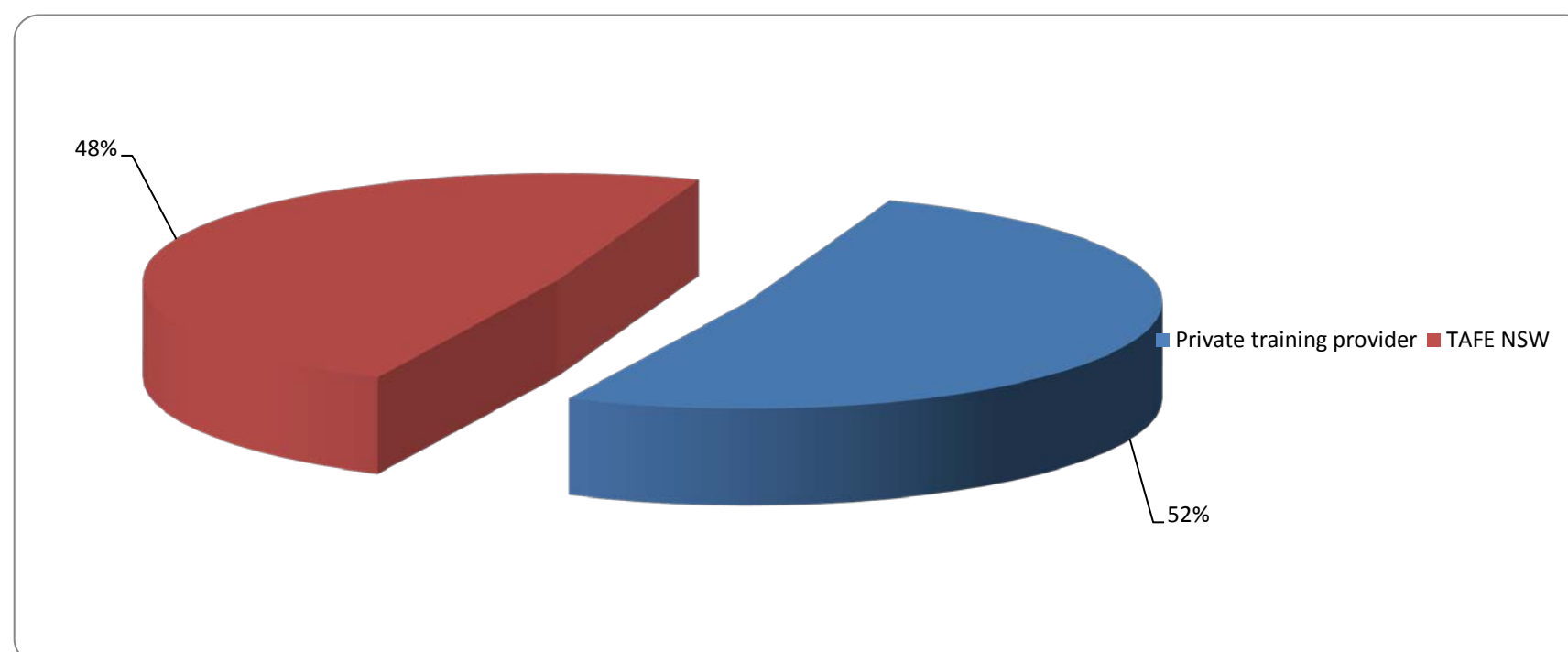
### By training provider type

**Table 20 Training contract approvals by training provider type**  
For Period YTD: 1 January to 30 September 2017; previous YTD: 1 January to 30 September 2016; and 2016 calendar year  
Extracted 1 Oct 2017  
Source: The NSW Department of Industry's Integrated Vocational Education and Training System (IVETS).

Training provider type	YTD	Previous YTD	Previous CY
Private training provider	19,279	21,235	26,675
TAFE NSW	18,116	18,764	22,340
Unknown <sup>1</sup>	2	-	-
<b>Total</b>	<b>37,397</b>	<b>39,999</b>	<b>49,015</b>

<sup>1</sup> Interstate public training providers who have training contracts with NSW-based apprentices.

**Figure 3 Training contract approval by training provider type (YTD: 1 January to 30 September 2017)**  
For Period YTD: 1 January to 30 September 2017; previous YTD: 1 January to 30 September 2016; and 2016 calendar year  
Extracted 1 Oct 2017  
Source: The NSW Department of Industry's Integrated Vocational Education and Training System (IVETS).





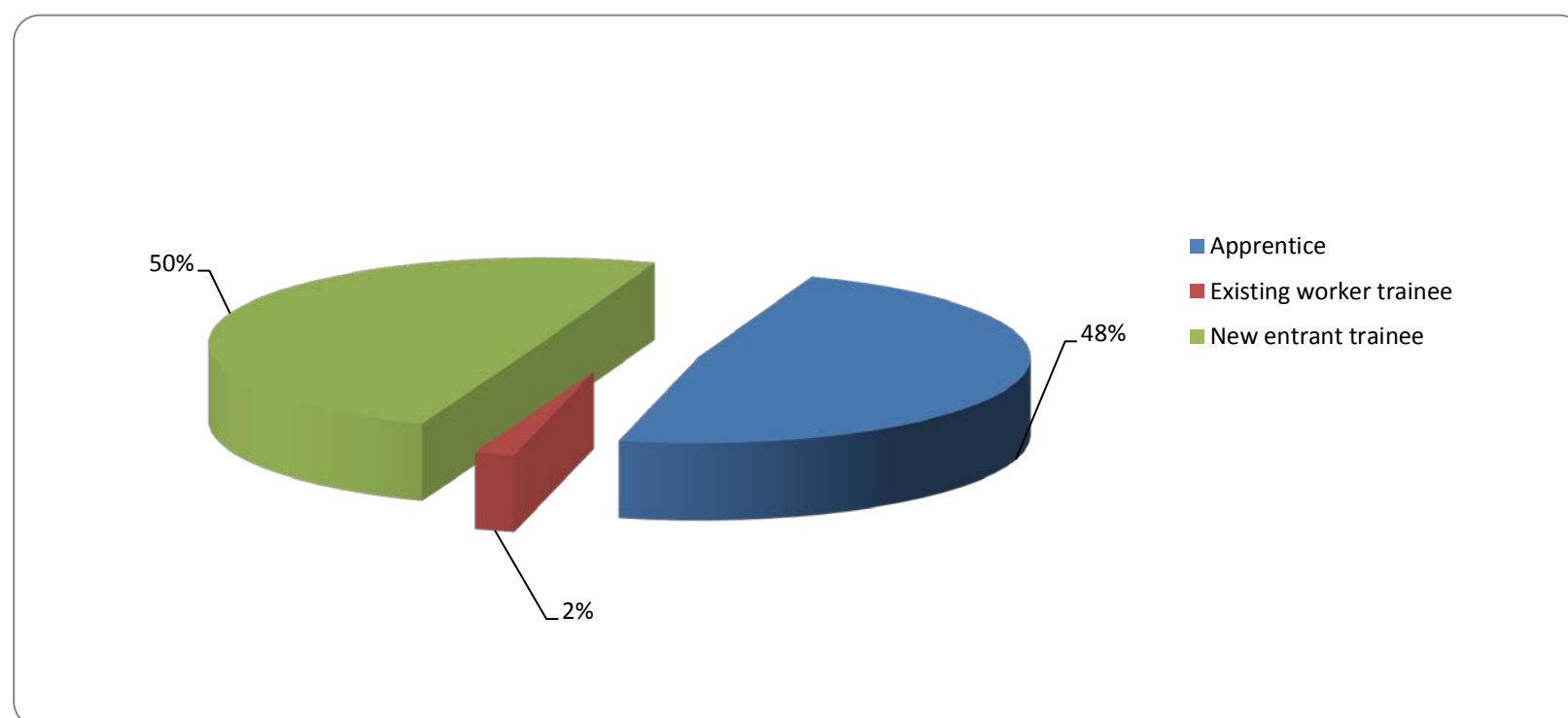
# Apprenticeships and traineeships

## By student type

**Table 21 Training contract approvals by student type**  
For Period YTD: 1 January to 30 September 2017; previous YTD: 1 January to 30 September 2016; and 2016 calendar year  
Extracted 1 Oct 2017  
Source: The NSW Department of Industry's Integrated Vocational Education and Training System (IVETS).

Student type	YTD	Previous YTD	Previous CY
Apprentice	18,059	18,306	21,842
Existing worker trainee	736	1,010	1,206
New entrant trainee	18,602	20,683	25,967
<b>Total</b>	<b>37,397</b>	<b>39,999</b>	<b>49,015</b>

**Figure 4 Training contract approvals by student type**  
For Period YTD: 1 January to 30 September 2017  
Extracted 1 Oct 2017  
Source: The NSW Department of Industry's Integrated Vocational Education and Training System (IVETS).



## By disadvantaged student group

**Table 22 Training contract approvals by disadvantaged student group**  
For Period YTD: 1 January to 30 September 2017; previous YTD: 1 January to 30 September 2016; and 2016 calendar year  
Extracted 1 Oct 2017  
Source: The NSW Department of Industry's Integrated Vocational Education and Training System (IVETS).

Disadvantaged student group <sup>1</sup>	YTD	Previous YTD	Previous CY
Aboriginal or Torres Strait Islanders	2,587	2,383	2,950
Students with disabilities	1,014	1,072	1,307
Students living in a regional area	7,664	8,329	10,142
Students living in a remote area	8,082	7,979	9,872
Women in non-traditional trades	817	794	955

<sup>1</sup> As a student may fall into one or more group this table does not include totals. Also, data is not collected about individuals on a training contract who hold a humanitarian visa or are long-term unemployed.

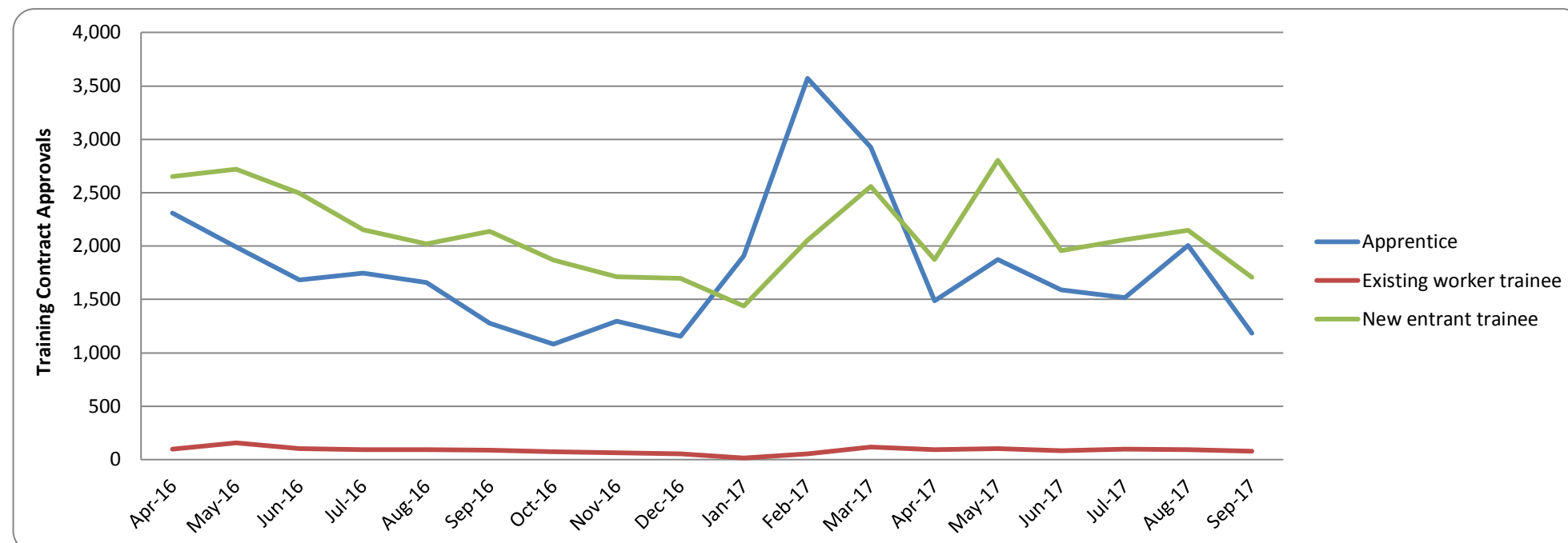


## Apprenticeships and traineeships

### By month (for previous 18 months)

Figure 5 Training contract approvals by month  
For Period previous 18 months  
Extracted 1 Oct 2017

Source: The NSW Department of Industry's Integrated Vocational Education and Training System (IVETS).



## By region

Table 23 Training contract approvals by region  
For Period YTD: 1 January to 30 September 2017; previous YTD: 1 January to 30 September 2016; and 2016 calendar year  
Extracted 1 Oct 2017

Source: The NSW Department of Industry's Integrated Vocational Education and Training System (IVETS).

Region <sup>1</sup>	YTD	Approvals as % of a region's population (YTD)	Previous YTD	Previous CY
Capital Region	1,239	0.60%	1,347	1,635
Central Coast	1,457	0.47%	1,685	2,065
Central West	1,129	0.57%	1,154	1,452
Coffs Harbour–Grafton	654	0.50%	706	855
Far West and Orana	677	0.60%	693	848
Hunter Valley excluding Newcastle	1,983	0.82%	1,639	2,059
Illawarra	1,474	0.53%	1,629	1,998
Mid North Coast	1,076	0.54%	1,032	1,224
Murray	597	0.54%	725	877
New England and North West	1,218	0.69%	1,220	1,474
Newcastle and Lake Macquarie	2,308	0.67%	2,333	2,881
Richmond–Tweed	1,086	0.48%	1,139	1,394
Riverina	1,275	0.85%	1,289	1,676
Southern Highlands and Shoalhaven	761	0.56%	850	1,038
Sydney	19,956	0.45%	21,903	26,713
Unknown <sup>2</sup>	507	N/A	655	826
<b>Total</b>	<b>37,397</b>	<b>0.34%</b>	<b>39,999</b>	<b>49,015</b>

<sup>1</sup> For the area a region covers see Figure 10 on page 39.

<sup>2</sup> Not enough data to map training location to a NSW region.

# Apprenticeships and traineeships

## Top five Apprenticeships and Traineeships by training contract approvals

### Top five Apprenticeships for year to date

**Table 24 Top five apprenticeship by qualification**  
For Period YTD: 1 January to 30 September 2017  
Extracted 1 Oct 2017  
Source: The NSW Department of Industry's Integrated Vocational Education and Training System (IVETS).

Apprenticeship qualification	YTD
Carpentry Certificate III	2,525
Electrotechnology - Electrician Certificate III	2,487
Plumbing Certificate III	1,609
Automotive - Light Vehicle Mechanical Technology Certificate III	1,234
Hospitality - Commercial Cookery Certificate III	957

### Top five Apprenticeships for previous year to date

**Table 25 Top five apprenticeship by qualification**  
For Period previous YTD: 1 January to 30 September 2016  
Extracted 1 Oct 2017  
Source: The NSW Department of Industry's Integrated Vocational Education and Training System (IVETS).

Apprenticeship qualification	Previous YTD
Carpentry Certificate III	2,537
Electrotechnology - Electrician Certificate III	2,377
Plumbing Certificate III	1,473
Automotive - Light Vehicle Mechanical Technology Certificate III	1,196
Hospitality - Commercial Cookery Certificate III	1,091

### Top five Traineeships for year to date

**Table 26 Top five traineeships by qualification**  
For Period YTD: 1 January to 30 September 2017  
Extracted 1 Oct 2017  
Source: The NSW Department of Industry's Integrated Vocational Education and Training System (IVETS).

Traineeship qualification	YTD
Community Services - Early Childhood Education and Care Certificate III	2,124
Retail Certificate III	1,917
Hospitality Certificate III	1,055
Transport and Logistics - Driving Operations Certificate III	793
Transport and Logistics - Warehousing Operations Certificate II	778

## Apprenticeships and traineeships

### Top five traineeships for previous year to date

Table 27 Top five traineeships by qualification (previous YTD: 1 January to 30 September 2016)  
For Period previous YTD: 1 January to 30 September 2016

Extracted 1 Oct 2017

Source: The NSW Department of Industry's Integrated Vocational Education and Training System (IVETS).

Traineeship qualification	Previous YTD
Community Services - Early Childhood Education and Care Certificate III	2,398
Hospitality Certificate III	1,741
Business Services - Customer Engagement Certificate III	877
Transport and Logistics - Driving Operations Certificate III	827
Retail Certificate III	799

### Apprentices and trainees in training

Table 28 Number of apprentices and trainees in training  
For Period as at 1 Oct 2017

Extracted 1 Oct 2017

Source: The NSW Department of Industry's Integrated Vocational Education and Training System (IVETS).

Student type	Number
Apprentices	56,169
Existing worker trainees	1,739
New entrant trainees	29,300
<b>Total</b>	<b>87,208</b>

### Training contract completion rates for Apprenticeships and Traineeships

Table 29 Contract completion rates for apprenticeships and traineeships  
For Period calendar years 2015 and 2016

Extracted 1 Oct 2017

Source: The NSW Department of Industry's Integrated Vocational Education and Training System (IVETS).

Contract type	2016 (%)	2015 (%)
Apprenticeship	57.6%	56.1%
Traineeship	62.7%	66.1%
<b>Total</b>	<b>60.8%</b>	<b>63.3%</b>

# Apprenticeships and traineeships

## Bert Evans Apprentice Scholarships

The Bert Evans Apprentice Scholarships assist apprentices in NSW who have demonstrated:

- hardship in their personal circumstances
- an aptitude for VET that will lead them to complete their trade training successfully
- a positive attitude and application in the workplace and in off-the-job training.

Source: NSW Department of Industry

**Table 30** Number of students receiving a Bert Evans Scholarship  
For Period calendar years 2015 and 2016  
Extracted 1 Oct 2017  
Source: NSW Department of Industry

	2017	2016	2015
Scholarships awarded	-	67	50

# Smart and Skilled Program

Smart and Skilled is a NSW Government's initiative to create a successful contestable VET market in NSW, achieve the goals of VET reform and the skill priorities of NSW.

Smart and Skilled delivers subsidised training under A703 two broad categories known as 'program streams' – these are Entitlement and Targeted Priorities.

The Entitlement program stream encourages individuals to gain a post-school qualification at the Certificate I, II or III level and also includes apprenticeships and traineeships (which may be at the Certificate IV, Diploma or Advanced Diploma level). The Targeted Priorities program stream encourages individuals to gain a post-school qualification at the Certificate IV, Diploma or Advanced Diploma level.

Each program stream contains several 'programs'. The Entitlement program stream contains the:

- Entitlement Foundation Skills Program
- Entitlement Full Qualifications Program
- Entitlement Apprenticeships and Traineeships Program.

The Targeted Priorities program stream contains the:

- Targeted Priorities Full Qualifications Program
- Targeted Priorities Prevocational and Part Qualification Program.

A student may participate in more than one Smart and Skilled program, training provider or region.

Smart and Skilled commenced on 1 January 2015. Please consider this when comparing 2015 YTD and 2016 YTD data.

## Enrolments

### By Smart and Skilled program

**Table 31 Commencing, continuing and completed enrolments by Smart and Skilled program**  
For Period YTD: 1 January to 31 October 2017; previous YTD: 1 January to 31 October 2016; and 2016 calendar year  
Extracted 2 December 2017

Source: The NSW Department of Industry's Integrated Vocational Education and Training System (IVETS).

Smart and Skilled program	Commencements	Continuing	Completions
Entitlement – Apprenticeships	18,053	18,237	2,504
Entitlement – Traineeships	16,791	5,668	7,132
Entitlement Foundation Skills	12,077	252	3,199
Entitlement Full Qualifications	63,777	7,600	20,837
Other (Full Qualifications) <sup>1</sup>	2	2	2
Targeted Priorities (TP) Full Qualifications	9,820	4,579	4,326
TP Prevocational and Part Qualifications –Pre-apprenticeship <sup>2</sup>	986	37	-
TP Prevocational and Part Qualifications –Pre-traineeship <sup>3</sup>	1,593	55	-
TP Prevocational and Part Qualifications – Prevocational <sup>3</sup>	3,124	44	-
TP Prevocational and Part Qualifications – Targeted Skills <sup>4</sup>	12,035	720	-
<b>Total</b>	<b>138,258</b>	<b>37,194</b>	<b>38,000</b>

<sup>1</sup>The training falls under an existing Smart and Skilled program but could not be processed with the standard method.

<sup>2</sup>Part qualifications that assist individuals to gain an apprenticeship or traineeship.

<sup>3</sup>Part or full qualifications that assist individuals to gain employment or enrol in further education.

<sup>4</sup>Part qualifications for priority groups and industries to assist individuals to upgrade their training and/or learn new skills for employment.

# Smart and Skilled Program

## By disadvantaged student group

**Table 32 Commencing, continuing and completed enrolments by disadvantaged student group**  
For Period YTD: 1 January to 31 October 2017  
Extracted 2 December 2017

Source: The NSW Department of Industry's Integrated Vocational Education and Training System (IVETS).

Disadvantaged student group <sup>1</sup>	Commencements	Continuing	Completions
Aboriginal or Torres Strait Islanders	14,804	2,568	2,935
Students with disabilities	14,350	1,616	3,683
Humanitarian visa holders	1,916	34	403
Long-term unemployed	6,930	710	2,243
Students living in a regional area	31,734	7,774	8,393
Students living in a remote area	9,796	6,399	4,412

<sup>1</sup>As a student may fall into one or more group this table does not include totals.

## By region

**Table 33 Commencing, continuing and completed enrolments by region**  
For Period YTD: 1 January to 31 October 2017  
Extracted 2 December 2017

Source: The NSW Department of Industry's Integrated Vocational Education and Training System (IVETS).

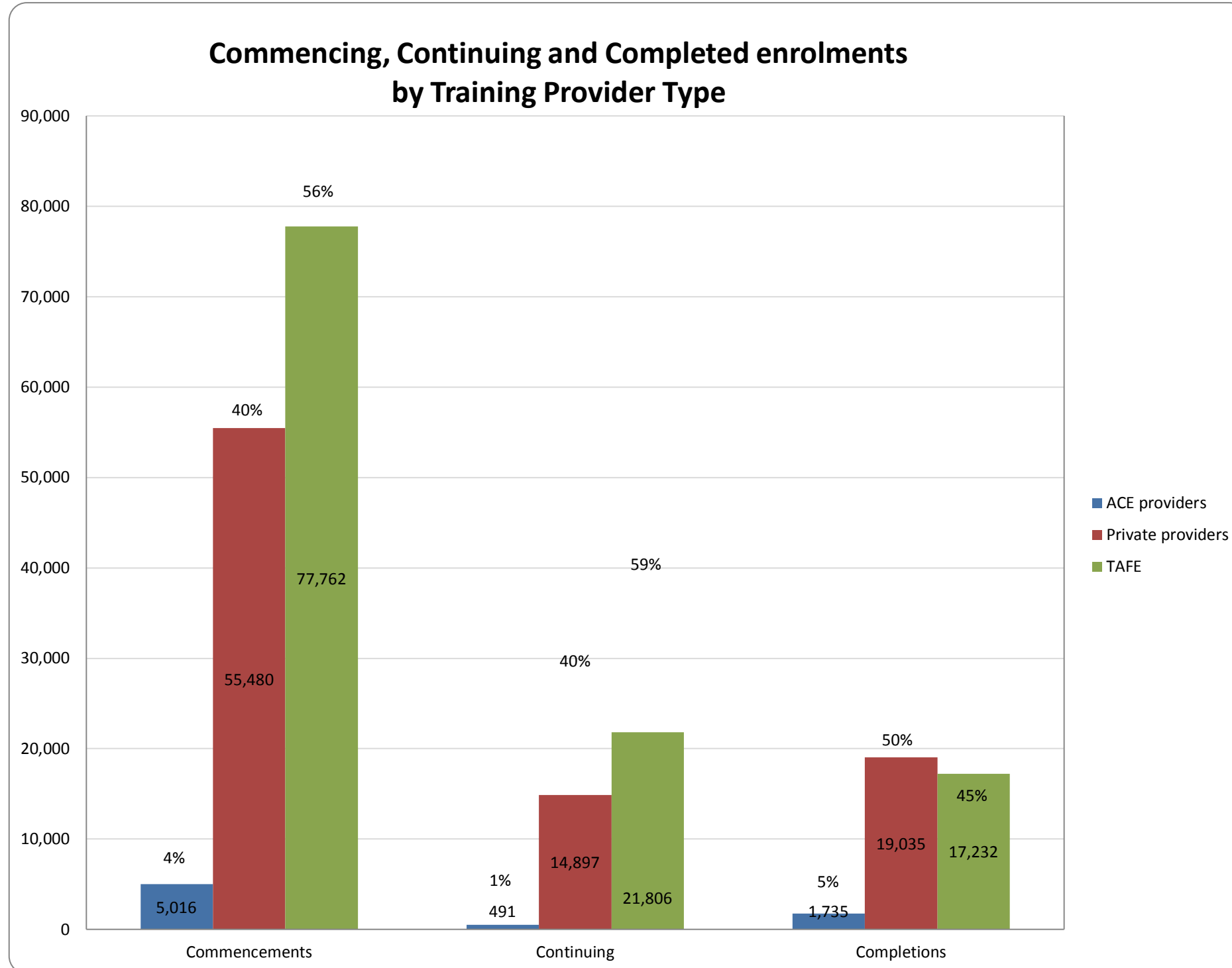
Region <sup>1</sup>	Commencements	Continuing	Completions
Capital Region	2,923	766	682
Central Coast	5,455	1,570	1,910
Central West	5,748	1,084	1,453
Coffs Harbour–Grafton	4,005	745	1,091
Far West and Orana	3,186	711	595
Hunter Valley excluding Newcastle	4,759	1,804	1,367
Illawarra	6,929	1,789	1,987
Mid North Coast	5,423	934	1,719
Murray	1,463	387	387
New England and North West	5,439	976	1,107
Newcastle and Lake Macquarie	9,548	2,652	2,874
Richmond–Tweed	6,870	1,125	1,662
Riverina	3,776	1,349	900
Southern Highlands and Shoalhaven	2,281	755	772
Sydney	70,378	20,547	19,495
<b>Total</b>	<b>138,183</b>	<b>37,194</b>	<b>38,001</b>

<sup>1</sup>For the area a region covers see Figure 10 on page 39.

# Smart and Skilled Program

## By training provider type

Figure 4 Commencing, continuing and completed enrolments by training provider type  
 For Period YTD: 1 January to 31 October 2017  
 Extracted 2 December 2017  
 Source: The NSW Department of Industry's Integrated Vocational Education and Training System (IVETS).





# Smart and Skilled Program

## Students

A student may participate in more than one Smart and Skilled program, training provider or region.

### By Smart and Skilled program

**Table 34** Number of students who commenced, continued and/or completed a qualification or accredited course under a Smart and Skilled program

For Period YTD: 1 January to 31 October 2017

Extracted 2 December 2017

Source: The NSW Department of Industry's Integrated Vocational Education and Training System (IVETS).

Smart and Skilled program	Commencements	Continuing	Completions
Entitlement – Apprenticeships	17,861	18,091	2,504
Entitlement – Traineeships	16,611	5,646	7,127
Entitlement Foundation Skills	10,374	252	3,151
Entitlement Full Qualifications	59,493	7,555	20,488
Other (Full Qualifications) <sup>1</sup>	2	2	2
Targeted Priorities (TP) Full Qualifications	9,585	4,524	4,274
TP Prevocational and Part Qualifications – Part Qualifications Pre-apprenticeship <sup>2</sup>	977	37	-
TP Prevocational and Part Qualifications – Part Qualifications Pre-traineeship <sup>2</sup>	1,567	53	-
TP Prevocational and Part Qualifications – Part Qualifications Prevocational <sup>3</sup>	2,956	44	-
TP Prevocational and Part Qualifications – Targeted Skills <sup>4</sup>	9,716	715	-
<b>Overall unique student number<sup>5</sup></b>	<b>117,444</b>	<b>36,823</b>	<b>37,155</b>

<sup>1</sup>The training falls under an existing Smart and Skilled program but could not be processed with the standard method.

<sup>2</sup>Part qualifications that assist individuals to gain an apprenticeship or traineeship.

<sup>3</sup>Part or full qualifications that assist individuals to gain employment or enrol in further education.

<sup>4</sup>Part qualifications for priority groups and industries to assist individuals to upgrade their training and/or learn new skills for employment.

<sup>5</sup>The overall unique student number is not a total.

### By region

**Table 35** Number of students who commenced, continued and/or completed a qualification or accredited course under a Smart and Skilled program by region

For Period YTD: 1 January to 31 October 2017

Extracted 2 December 2017

Source: The NSW Department of Industry's Integrated Vocational Education and Training System (IVETS).

Region <sup>1</sup>	Commencements	Commencements as % of a region's population	Continuing	Completions
Capital Region	2,773	1.33%	751	667
Central Coast	5,184	1.66%	1,550	1,891
Central West	5,299	2.69%	1,083	1,402
Coffs Harbour–Grafton	3,606	2.76%	738	1,056
Far West and Orana	2,833	2.49%	710	570
Hunter Valley excluding Newcastle	4,448	1.83%	1,800	1,344
Illawarra	6,491	2.35%	1,785	1,947
Mid North Coast	4,820	2.40%	932	1,657
Murray	1,360	1.23%	386	385
New England and North West	4,940	2.80%	973	1,092



# Smart and Skilled Program

**Table 35** Number of students who commenced, continued and/or completed a qualification or accredited course under a Smart and Skilled program by region (Cont.)  
For Period YTD: 1 January to 31 October 2017  
Extracted 2 December 2017

Source: The NSW Department of Industry's Integrated Vocational Education and Training System (IVETS).

Region <sup>1</sup>	Commencements	Commencements as % of a region's population	Continuing	Completions
Newcastle and Lake Macquarie	8,914	2.60%	2,622	2,846
Richmond-Tweed	6,035	2.65%	1,115	1,584
Riverina	3,566	2.38%	1,325	886
Southern Highlands and Shoalhaven	2,128	1.55%	745	757
Sydney	63,066	1.44%	20,396	19,163

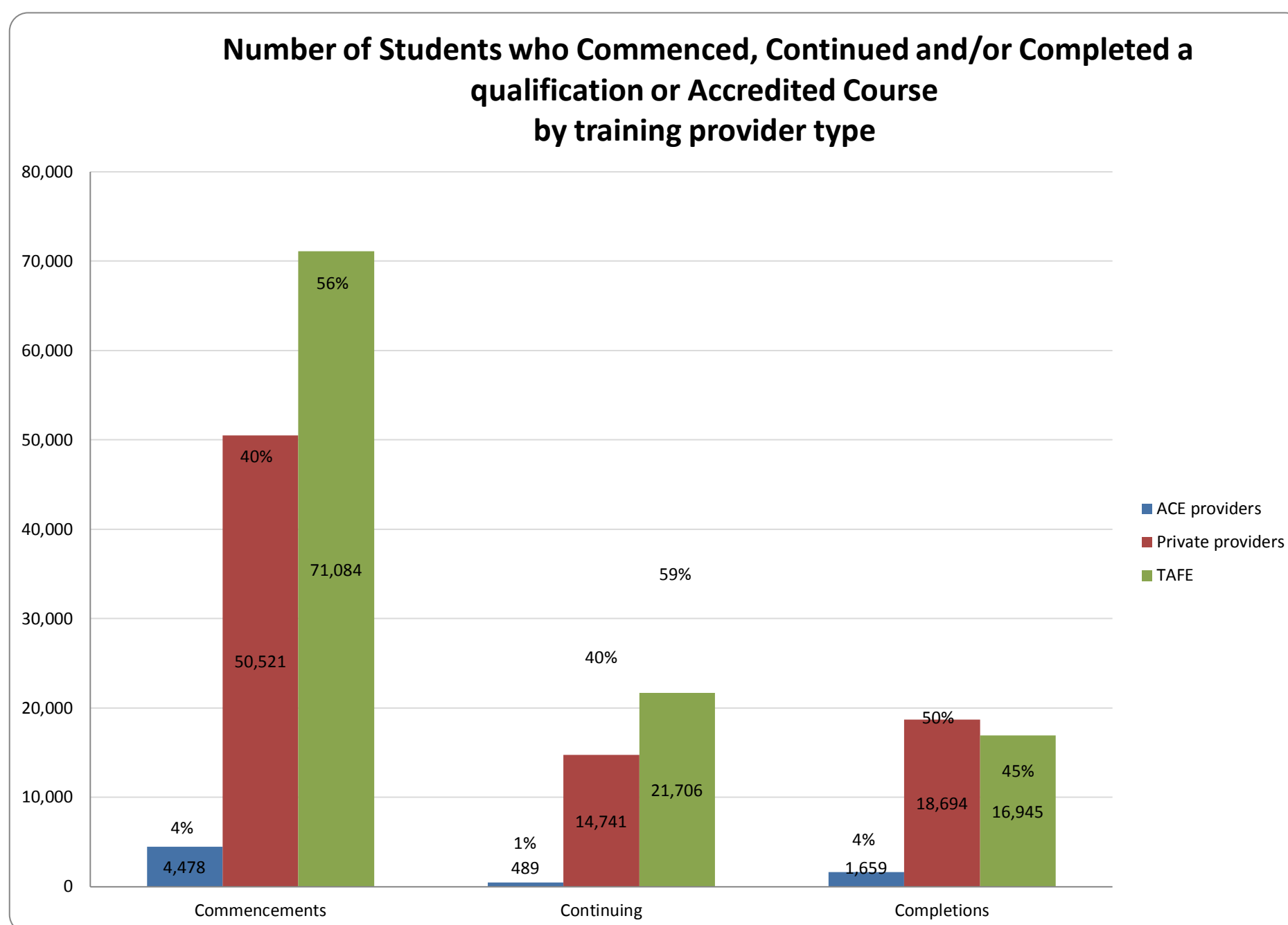
<sup>1</sup>For the area a region covers see Figure 10 on page 39.

<sup>2</sup>The overall unique student number is not the same as a total.

## By training provider type

**Figure 5** Number of students who commenced, continued and/or completed a qualification or accredited course by training provider type  
For Period YTD: 1 January to 31 October 2017  
Extracted 2 December 2017

Source: The NSW Department of Industry's Integrated Vocational Education and Training System (IVETS).



# Smart and Skilled Program

## Smart and Skilled training providers

A 'Smart and Skilled training provider' means a registered training organisation the NSW Department of Industry that has contracted to offer government-subsidised training under Smart and Skilled.

### By Smart and Skilled programs with regional approvals

**Table 36** Number of Smart and Skilled training providers with regional training delivery approvals by Smart and Skilled program  
For Period as at 2 December 2017

Extracted 2 December 2017

Source: The NSW Department of Industry's Integrated Vocational Education and Training System (IVETS).

Region <sup>1</sup>	No. of approved training providers	
	Entitlement Full Qualifications Program	Targeted Priorities Full Qualification Program
Capital Region	50	42
Central Coast	56	53
Central West	47	31
Coffs Harbour–Grafton	38	22
Far West and Orana	37	21
Hunter Valley excluding Newcastle	52	45
Illawarra	68	54
Mid North Coast	41	29
Murray	25	13
New England and North West	53	35
Newcastle and Lake Macquarie	83	60
Richmond–Tweed	50	38
Riverina	43	36
Southern Highlands and Shoalhaven	47	34
Sydney	270	258

<sup>1</sup>For the area a region covers see Figure 10 on page 39.

### By Smart and Skilled programs with state wide approvals

**Table 37** Number of Smart and Skilled training providers with state wide training delivery approvals by Smart and Skilled program  
For Period as at 2 December 2017

Extracted 2 December 2017

Source: The NSW Department of Industry's Integrated Vocational Education and Training System (IVETS).

Smart and Skilled program	Training providers
Entitlement Apprenticeships and Traineeships	408
Entitlement Foundation Skills	44

# Smart and Skilled Program

## Top 10 qualifications

### By commencements

**Table 38 Top 10 qualifications by commencements**  
For Period YTD: 1 January to 31 October 2017  
Extracted 2 December 2017

Source: The NSW Department of Industry's Integrated Vocational Education and Training System (IVETS).

Qualification	Commencements
Certificate III in Individual Support	7,975
Certificate III in Early Childhood Education and Care	7,257
Certificate III in Business Administration	5,387
Certificate III in Hospitality	3,157
Certificate III in Carpentry	3,048
Certificate III in Retail	2,886
Certificate III in Electrotechnology Electrician	2,679
Certificate III in Warehousing Operations	2,089
Certificate III in Information, Digital Media and Technology	1,841
Certificate III in Education Support	1,775

### By continuing enrolments

**Table 39 Top 10 qualifications by continuing enrolments**  
For Period YTD: 1 January to 31 October 2017  
Extracted 2 December 2017

Source: The NSW Department of Industry's Integrated Vocational Education and Training System (IVETS).

Qualification	Continuing
Certificate III in Electrotechnology Electrician	3,601
Certificate III in Carpentry	2,884
Certificate III in Plumbing	1,694
Certificate III in Light Vehicle Mechanical Technology	1,336
Certificate III in Early Childhood Education and Care	1,335
Diploma of Early Childhood Education and Care	881
Certificate III in Engineering - Fabrication Trade	839
Certificate III in Air-conditioning and Refrigeration	708
Certificate III in Warehousing Operations	703
Certificate III in Commercial Cookery	684

### By completions

**Table 40 Top 10 qualifications by completions**  
For Period YTD: 1 January to 31 October 2017  
Extracted 2 December 2017

Source: The NSW Department of Industry's Integrated Vocational Education and Training System (IVETS).

Qualification	Completions
Certificate III in Individual Support	2,969
Certificate III in Early Childhood Education and Care	2,541
Certificate III in Business Administration	1,766
Certificate III in Hospitality	1,472
Certificate III in Retail Operations	860
Certificate III in Hospitality	784
Certificate III in Business	783
Certificate IV in Leadership and Management	724
Certificate III in Civil Construction Plant Operations	546
Certificate II in Business	533

<sup>1</sup> This qualification (code BSB30415) supersedes and is equivalent to the Certificate III in Business (code BSB30412).

# Smart and Skilled Program

## Fee-Free Scholarships

Fee-Free Scholarships are part of the NSW Government's commitment under the Reskilling NSW strategy. The strategy provides \$48 million over four years for 200,000 Smart and Skilled concession-eligible 15 to 30 year olds. Fee-Free Scholarships are available to eligible students who undertake study with an approved Smart and Skilled training provider for a qualification from certificate level I to IV that is on the NSW Skills List, with priority giving to eligible social housing residents. Fee-Free Scholarships have been available since 1 July 2015.

### By region and training provider type

**Table 41** Number of Fee-Free Scholarships by region and training provider type  
For Period 1 July 2015 to 31 October 2017  
Extracted 1 November 2017

Source: The NSW Department of Industry's Integrated Vocational Education and Training System (IVETS).

Region <sup>1</sup>	Fee-Free Scholarships	Training provider type	
		TAFE NSW	Private training provider
Capital Region	1,028	588	440
Central Coast	2,616	1,597	1,019
Central West	1,874	1,526	348
Coffs Harbour–Grafton	2,071	1,839	232
Far West and Orana	578	451	127
Hunter Valley excluding Newcastle	1,986	1,230	756
Illawarra	2,603	1,428	1,175
Mid North Coast	2,750	2,184	566
Murray	594	346	248
New England and North West	1,335	1,154	181
Newcastle and Lake Macquarie	3,953	2,608	1,345
Richmond–Tweed	3,030	2,568	462
Riverina	1,219	816	403
Southern Highlands and Shoalhaven	958	438	520
Sydney	20,823	15,276	5,547
<b>Total</b>	<b>47,418</b>	<b>34,049</b>	<b>13,369</b>

<sup>1</sup>For the area a region covers see Figure 10 on page 39.

### By region and selected student characteristics

**Table 42** Number of Fee-Free Scholarships by region and selected student characteristics  
For Period 1 July 2015 to 31 October 2017  
Extracted 1 November 2017

Source: The NSW Department of Industry's Integrated Vocational Education and Training System (IVETS).

Region <sup>1</sup>	Male	Female	Living in social housing	Holding a humanitarian visa
Capital Region	358	670	77	1
Central Coast	859	1,757	183	1
Central West	581	1,291	128	2
Coffs Harbour–Grafton	840	1,230	92	40
Far West and Orana	232	346	22	-
Hunter Valley excluding Newcastle	684	1,302	144	1
Illawarra	1,070	1,533	327	21
Mid North Coast	1,011	1,738	90	-
Murray	220	374	72	16
New England and North West	438	896	70	-
Newcastle and Lake Macquarie	1,688	2,263	373	15
Richmond–Tweed	1,235	1,790	82	-
Riverina	391	828	118	2
Southern Highlands and Shoalhaven	403	554	103	-
Sydney	7,503	13,316	1,934	523
<b>Total</b>	<b>17,513</b>	<b>29,888</b>	<b>3,815</b>	<b>622</b>

<sup>1</sup>For the area a region covers see Figure 10 on page 39.

# Smart and Skilled Program

**Table 43** Number of Fee-Free Scholarships by region and age cohort  
For Period 1 Nov 2016 to 31 Oct 2017  
Extracted 2 December 2017

Source: The NSW Department of Industry's Integrated Vocational Education and Training System (IVETS).

Region <sup>1</sup>	15–19 years	20–24 years	25–30 years
Capital Region	412	352	261
Central Coast	1,060	887	618
Central West	666	625	578
Coffs Harbour–Grafton	823	701	536
Far West and Orana	223	222	133
Hunter Valley excluding Newcastle	857	691	432
Illawarra	928	1,047	621
Mid North Coast	1,169	891	681
Murray	237	217	139
New England and North West	508	473	351
Newcastle and Lake Macquarie	1,537	1,447	941
Richmond–Tweed	1,200	1,014	797
Riverina	436	425	354
Southern Highlands and Shoalhaven	363	352	229
Sydney	6,736	7,399	6,546
<b>Total</b>	<b>17,155</b>	<b>16,743</b>	<b>13,217</b>

<sup>1</sup>For the area a region covers see Figure 10 on page 39.

# Glossary

<b>ACE</b>	Adult and Community Education
<b>Accredited vocational training</b>	Education approved by the Australian Skills Quality Authority.
<b>Active provider</b>	A Smart and Skilled contracted training provider who has delivered training under their Smart and Skilled contract.
<b>Adult and Community Education</b>	A not-for profit, community-owned organisation with a primary focus on adult education. The ACE sector delivers courses relating to leisure, personal and community development, employment skills, preparation for VET and nationally recognised programs of study.
<b>AEDO</b>	Aboriginal Enterprise Development Officer Program
<b>Apprentice</b>	An employee who is party to an apprenticeship to learn a trade on-the-job under a qualified tradesperson and off-the-job with a registered training organisation.
<b>Approval (training contract)</b>	The official confirmation by Training Services NSW that an apprenticeship or traineeship has commenced with an employer.
<b>Approved (training provider)</b>	A training provider has been offered and has accepted a Smart and Skilled contract.
<b>Approved qualification</b>	A qualification that a training provider is approved to deliver under Smart and Skilled.
<b>AQF</b>	Australian Quality Framework
<b>ASDB</b>	The NSW Department of Industry's Aboriginal Services Database.
<b>ATSI</b>	Aboriginal or Torres Strait Islander
<b>Australian Quality Framework</b>	<p>The national policy for regulated qualifications in the Australian education and training system.</p> <p>The AQF incorporates the quality assured qualifications from each education and training sector into a single comprehensive national qualifications framework. The AQF defines the qualification levels issued by schools, vocational education and training providers and higher education.</p> <p>The AQF qualifications that apply to VET are Certificate levels I to IV, Diploma and Advanced Diploma, as well as Graduate Certificate and Graduate Diploma.</p> <p>Maintaining the AQF is a shared responsibility of the Commonwealth, state and territory governments.</p>
<b>Bert Evans Apprentice Scholarships</b>	<p>These scholarships assist apprentices in NSW who have demonstrated:</p> <ul style="list-style-type: none"> <li>• hardship in their personal circumstances</li> <li>• an aptitude for VET that will lead them to complete their trade training successfully</li> <li>• a positive attitude and application in the workplace and in off-the-job training.</li> </ul> <p>A maximum of 50 scholarships are awarded annually, including 10 NSW Country Apprentice Scholarships.</p>
<b>Commencement</b>	Occurs when a student begins to participate in training for a qualification or accredited course; or, for a subject-only enrolment, begins to participate in a module or unit of competency that is scheduled to be completed in the current year.
<b>Commitment</b>	Represents a commitment by government to subsidise a training provider for the cost of training an approved prospective student in an approved qualification, accredited course or subject-only enrolment.
<b>Community service obligation (CSO)</b>	A service with an identifiable community or social benefit that cannot be supplied under commercial costs and conditions, and that government subsidises.
<b>Continuing</b>	A student who is continuing training for a qualification or accredited course in a subsequent year to the commencement year and who is still training at the time of this report; or, for a subject-only enrolment, an enrolment in a module or unit of competency that is scheduled to be completed in a future year.
<b>Completion</b>	A student who has successfully completed a qualification or accredited course; or, for a subject-only enrolment, has completed a module or unit of competency.
<b>Completion Rate</b>	
<b>CSO</b>	Community service obligation
<b>Disadvantaged student group</b>	A student who falls into one or more equity categories of: being an Aboriginal or Torres Strait Islander, being disabled, being a humanitarian visa holder, being long-term unemployed, or living in a regional or remote area.



<b>Enrolment</b>	The engagement and participation of a student in an approved qualification, accredited course or subject-only training.
<b>Existing worker trainee</b>	A long-term employee (greater than three months full time or 12 months part time) who is party to a traineeship to learn a recognised vocation on-the-job under supervision and off-the-job with a training provider.
<b>Fee for service</b>	A VET qualification or accredited course that is not subsidised by government (a student or their employer pays the full fee for the training).
<b>Fee-Free Scholarships</b>	Part of the NSW Government's commitment under the Reskilling NSW strategy. It provides \$48 million over 4 years (starting on 1 July 2015) for 200,000 scholarships. The scholarships cover the fee for any Certificate I to IV level qualification on the NSW Skills List. To be eligible, a student must be aged between 15 and 30 years and eligible for Smart and Skilled's concession fee (with priority given to social housing residents); or living (or have lived) in out-of-home care; or someone who has experienced (or is experiencing) domestic/family violence.
<b>FY</b>	Financial year
<b>Jobs of Tomorrow Scholarships</b>	The Program provides \$25 million over four years (starting in 2016) for 25,000 scholarships in science, technology, engineering and mathematics (STEM) VET qualifications. Eligible students receive a \$1,000 scholarship to encourage them to enrol and complete a STEM qualification. In each calendar year, the first 6,250 eligible students who apply and commence training will be offered a scholarship.
<b>IVETS</b>	The NSW Department of Industry's Integrated Vocational Education and Training Services database.
<b>NCAP</b>	New Careers for Aboriginal People Program
<b>NCVER</b>	National Centre for Vocational Education Research
<b>New entrant trainee</b>	An employee who is party to a traineeship to learn a recognised vocation on-the-job under supervision and off-the-job with a training provider.
<b>Non-accredited vocational training</b>	Education with a vocational intent that is non-assessable and not recognised under the AQF.
<b>NSW Ageing Strategy</b>	NSW Government commitment to support seniors in the community with a range of programs and initiatives.
<b>OLiV</b>	The NSW Department of Industry's On Line Validation System.
<b>Private training provider</b>	A non-TAFE training provider that is registered with the Australian Skills Quality Authority, and can deliver nationally recognised courses and award AQF VET qualifications.
<b>Qualification</b>	A nationally recognised qualification under the Australian Qualifications Framework (AQF).
<b>Recognition of prior learning</b>	Recognition of prior learning (RPL) involves the assessment of the previously unrecognised skills and knowledge an individual has achieved outside the formal education and training system. This assessment determines the extent to which that individual has achieved the required learning outcomes, competency outcomes, or standards for entry to, and/or partial or total completion of a program of study without the need for further study.
<b>Region</b>	There are 15 training regions (which are based on Australian Bureau of Statistics SA4 level). See Figure 6 on page 32.
<b>Regional</b>	A classification of a student's residence using the Australian Bureau of Statistics Accessibility/Remoteness Index of Australia.
<b>Registered training organisation (RTO)</b>	An training provider that is registered with the Australian Skills Quality Authority – which allows them to deliver nationally courses and award AQF VET qualifications.
<b>Remote</b>	A classification of a student's residence using the Australian Bureau of Statistics Accessibility/Remoteness Index of Australia.
<b>Reskilling NSW strategy</b>	An NSW Government initiative to help individuals get a job by giving them better access to VET.
<b>Returned (contract)</b>	A training provider that has chosen to withdraw from its Smart and Skilled contract.
<b>Smart and Skilled</b>	The NSW Government's initiative to create a successful contestable VET market in NSW, and achieve the goals of VET reform and the skill priorities of NSW.
<b>Smart and Skilled program</b>	A subset of Smart and Skilled government-subsidised training with specific characteristics.

<b>Status (training provider)</b>	Indicates whether a Smart and Skilled training provider's contract has been approved, suspended, returned or terminated.
<b>Subject-only enrolment</b>	An enrolment in a module or unit of competency that is not intended to lead to the issue of a qualification or accredited course.
<b>Suspended (training provider)</b>	A training provider's Smart and Skilled contract has been temporarily suspended for one or more breaches of contract conditions.
<b>TAFE NSW</b>	The NSW Government's public training provider of VET in NSW.
<b>Tech Savvy Seniors Program</b>	A joint NSW Government and Telstra initiative that provides grants to ACE providers to deliver training in the use of smart technologies to people over 60 years of age.
<b>Terminated (training provider)</b>	A training provider's Smart and Skilled contract has been terminated for one or more breaches of contract conditions.
<b>Total VET activity</b>	All accredited VET activity from all training providers (unless granted an exemption) in accordance with the National VET Provider Collection Data Requirements Policy.
<b>Trade</b>	The occupation to which an apprenticeship leads.
<b>Training contract</b>	The mutual agreement between an employer and apprentice or trainee.
<b>Training contract type</b>	A training contract can be either an apprenticeship, an existing worker traineeship or a new entrant traineeship.
<b>Training provider</b>	A training provider that is registered with the Australian Skills Quality Authority, and can deliver nationally recognised courses and award AQF VET qualifications.
<b>VET</b>	Vocational education and training
<b>VET FEE-HELP</b>	An Australian Government income-contingent loan scheme for VET students. A loan covers a student's fees. The student is only required to pay back the loan when their income reaches a set level.
<b>Vocation</b>	The occupation to which a traineeship leads.
<b>Vocational Training Assistance</b>	Provided through the Vocational Training Assistance Scheme (VTAS) – a program that provides eligible apprentices and trainees with monetary assistance to attend off-the-job training during the term of their apprenticeship or traineeship. Existing worker trainees are ineligible to claim vocational training assistance. Current rates for travel are 12 cents per kilometre and \$28 per night for accommodation, and a one-off payment of up to \$2,000 for a student who has to relocate.
<b>VTAS</b>	Vocational Training Assistance Scheme
<b>Woman in non-traditional trades</b>	Currently, 167 out of a total 1,211 trades are considered to be non traditional trades for women. Examples include Certificate III in Aeroskills (Mechatronics) and Certificate III in Solid Plastering.
<b>YTD</b>	Year to date



# NSW training regions

Figure 6 Training regions in NSW

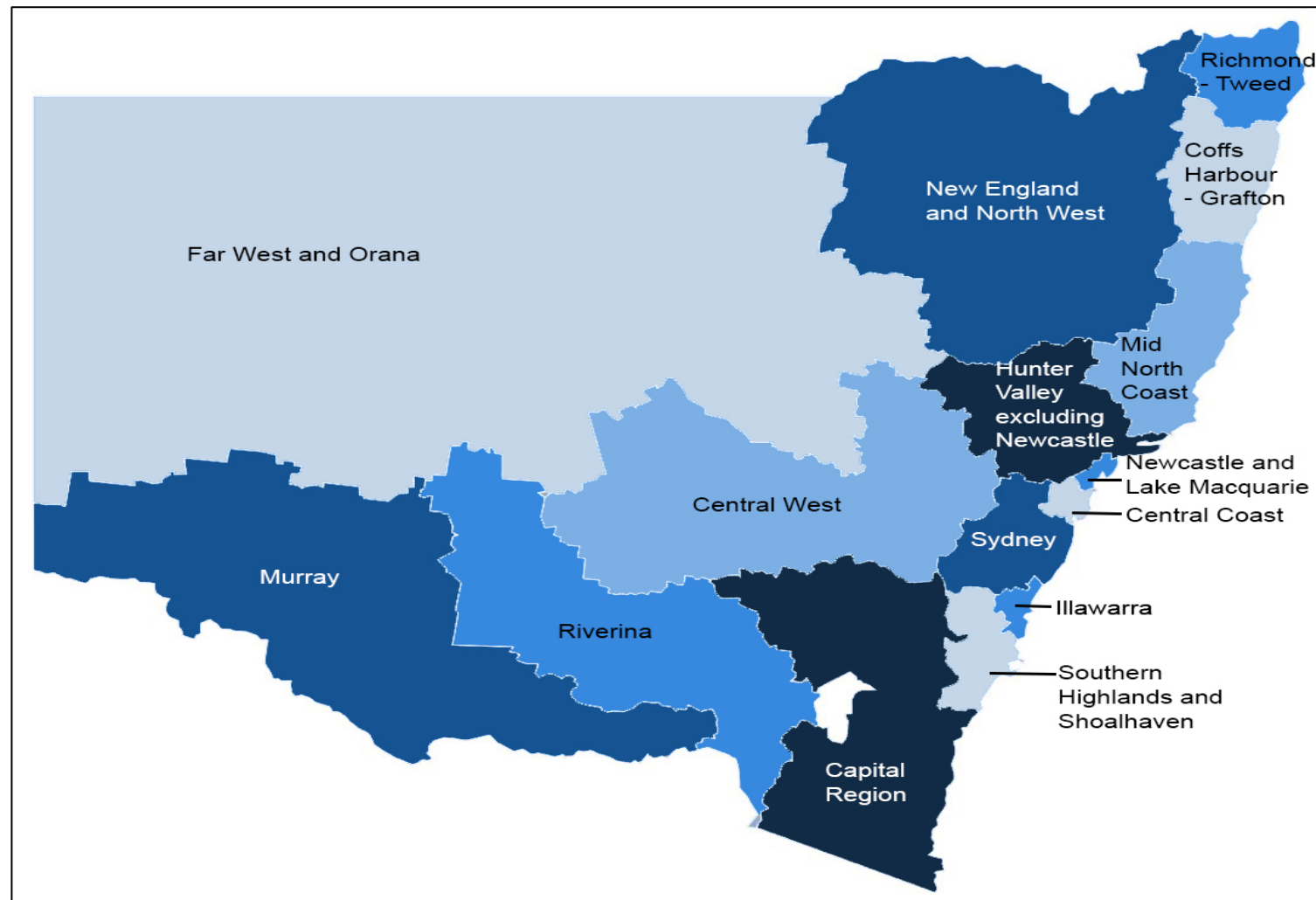


Table 44 Major towns or areas for each region

This region...	Includes...
Capital Region	Goulburn, Yass, Queanbeyan, the Snowy Mountains and the South Coast
Central Coast	Brooklyn, Davistown, Terrigal, The Entrance, Wyong and Gosford
Central West	Bathurst, Lachlan Valley, Lithgow, Mudgee and Orange
Coffs Harbour–Grafton	Coffs Harbour and the Clarence Valley
Far West and Orana	Bourke, Cobar, Coonamble, Broken Hill and Dubbo
Hunter Valley excluding Newcastle	Lower and Upper Hunter, Maitland and Port Stephens
Illawarra	Wollongong, Shellharbour and Kiama
Mid North Coast	Great Lakes, Kempsey, Nambucca, Lord Howe Island, Port Macquarie, Taree and Gloucester
Murray	Upper and Lower Murray, and Albury
Newcastle and Lake Macquarie	Newcastle and Lake Macquarie
New England and North West	Armidale, Inverell, Moree, Inverell, Tenterfield, Moree, Narrabri, Tamworth and Gunnedah
Richmond–Tweed	Richmond Valley and Tweed Valley
Riverina	Griffith, Tumut and Wagga Wagga
Southern Highlands and Shoalhaven	Mittagong, Bowral, Nowra and Ulladulla
Sydney	Sydney and the Blue Mountains