



Performance of NSW VET programs: monthly report

September 2017

Published by the Department of Industry, Skills and Regional Development. First published April 2016.

© State of New South Wales through Department of Industry, Skills and Regional Development 2016

This publication is copyright. You may download, display, print and reproduce this material provided that the wording is reproduced exactly, the source is acknowledged, and the copyright, update address and disclaimer notice are retained. To copy, adapt, publish, distribute or commercialise any of this publication you will need to seek permission from the Department of Industry, Skills and Regional Development.

Disclaimer: The information contained in this publication is based on knowledge and understanding at the time of writing (June 2016). However, because of advances in knowledge, users are reminded of the need to ensure that the information upon which they rely is up to date and to check the currency of the information with the appropriate officer of the Department of Industry, Skills and Regional Development or the user's independent advisor.

Contents

About this report	4
National VET activity data	5
VET activity data from NCVET	5
Enrolments by qualification level	5
Performance of NSW VET programs	7
Aboriginal programs and services	7
Elsa Dixon Aboriginal Employment Program	7
Aboriginal Enterprise Development Officer Program	8
New Careers for Aboriginal People Program	8
The Way Ahead for Aboriginal People Program	8
Adult and Community Education programs	9
Qualification enrolments by funding source	9
Subject-only enrolments by funding source	10
Community service obligations funded enrolments in qualifications	11
CSO-funded students doing qualifications	12
CSO-funded subject-only enrolments	13
CSO-funded students doing subjects only	14
Apprenticeships and traineeships	15
Training contract approvals for apprenticeships and traineeships	15
Top five apprenticeships and traineeships by training contract approvals	18
Apprentices and trainees in training	19
Training contract completion rates for apprenticeships and traineeships	19
Bert Evans Apprentice Scholarships	20
Smart and Skilled Program	21
Enrolments	21
Students	24
Smart and Skilled training providers	26
Top 10 qualifications	27
Fee-Free Scholarships	28
Glossary	30
NSW training regions	33

About this Report

This is a monthly report on the performance of NSW vocational education and training (VET) programs and follows the introduction of the NSW Government's Smart and Skilled reform in January 2015. The Department of Industry, Skills and Regional Development publishes this report regularly in line with the NSW Government's commitment to transparency.

The completeness of the report's data and information will improve over time as training providers adjust to new reporting requirements.

When interpreting the report's data care must be taken because:

- There are overlaps between different data sets (e.g. apprenticeship data appears in both the Apprenticeship and Traineeship section, and in the Smart and Skilled section).
- Data may have breaks or adjustments in the time series.
- Some data relates to the year to date (YTD) and previous YTD, but other data may relate to a calendar or financial year.

The Glossary explains terms the report uses and a map of training regions please see the table of contents for its location.

National VET activity data

The National Centre for Vocational Education Research (NCVER) is responsible for collecting, managing, analysing, evaluating and communicating research and statistics about vocational education and training (VET) nationally on behalf of the Commonwealth and state and territory ministers responsible for VET.

VET activity data from NCVER

Enrolments by qualification level

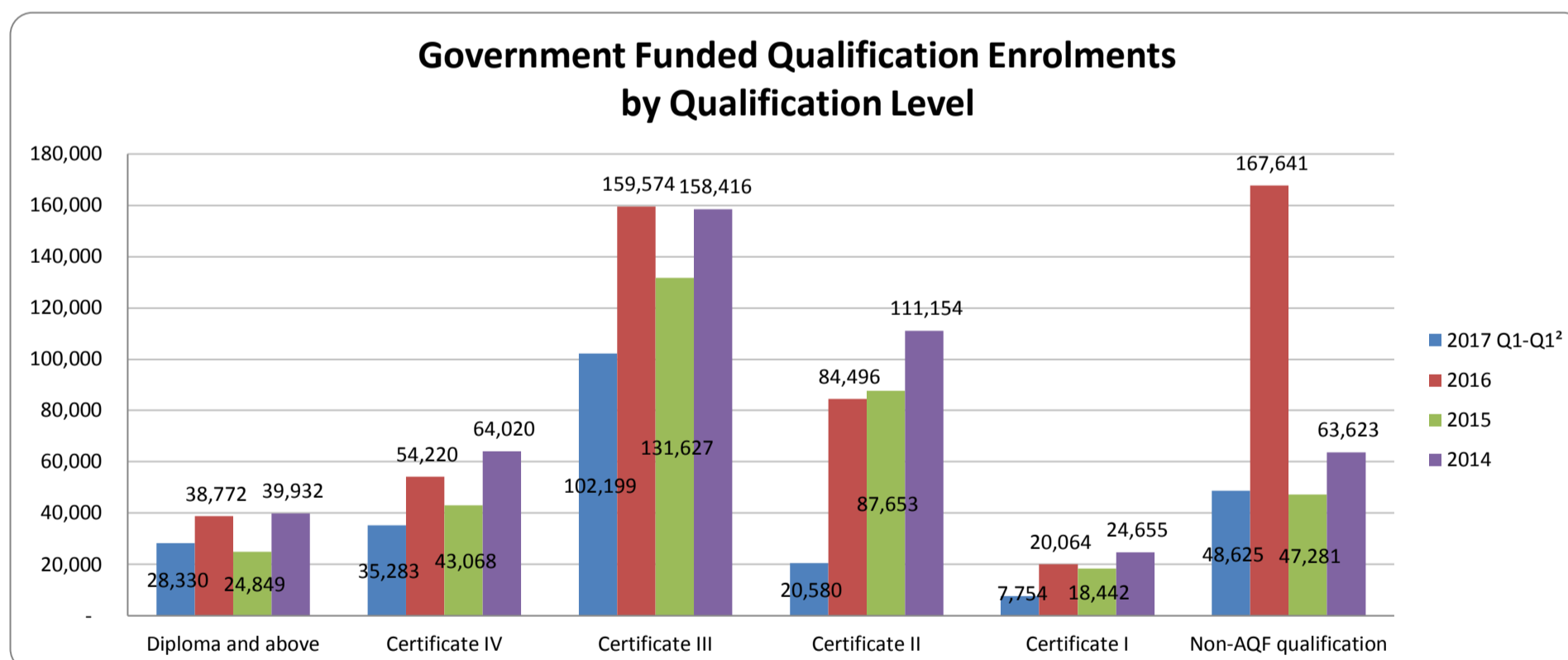
NSW Government-funded enrolments

Table 1 NSW Government-funded enrolments by qualification level¹
For calendar year period
Extracted 16-Oct-2017
Source: NCVER's VOCStats

Qualification level	2017 Q1-Q1 ²	2016	2015	2014
Diploma and above	28,330	38,772	24,849	39,932
Certificate IV	35,283	54,220	43,068	64,020
Certificate III	102,199	159,574	131,627	158,416
Certificate II	20,580	84,496	87,653	111,154
Certificate I	7,754	20,064	18,442	24,655
Non-AQF qualification	48,625	167,641	47,281	63,623
Total	242,771	524,767	352,920	461,800

¹ Government-funded activity is classified as 'NSW' by the funding body.
² Q1-Q1 refers to Jan to Mar data.

Figure 1 NSW Government-funded enrolments by qualification level¹
For calendar year period
Extracted 16-Oct-2017
Source: NCVER's VOCStats



Total NSW VET Activity

Total NSW VET activity is an estimate of all accredited VET training activity in NSW in 2014 – it includes government-subsidised training and fee-for-service training. NCVET noted that the publication of this data for the first time in 2015 was affected by incompleteness because 2014 was a transition year.

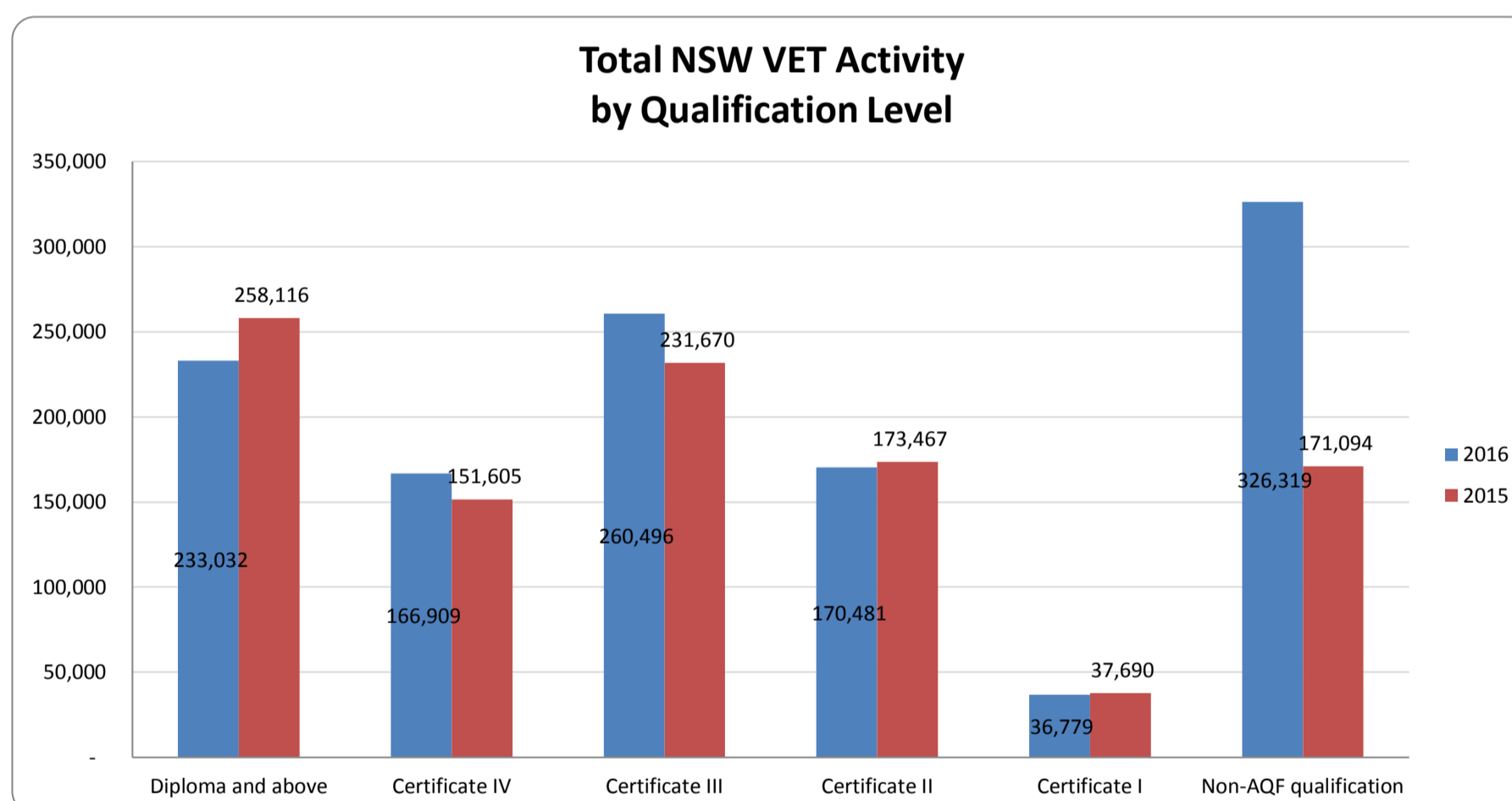
Source: NCVET

Table 2 Total NSW VET activity by qualification level
For Period 2015 and 2016 calendar year
Extracted 16-Oct-2017
Source: NCVET's VOCStats

Qualification level	2016	2015
Diploma and above	233,032	258,116
Certificate IV	166,909	151,605
Certificate III	260,496	231,670
Certificate II	170,481	173,467
Certificate I	36,779	37,690
Non-AQF qualification	326,319	171,094
Total	1,194,016	1,023,642

1 Total VET activity is classified as 'NSW' by delivery location.

Figure 2 Total NSW VET activity by qualification level
For Period calendar year
Extracted 1 January to 30 June 2017
Source: NCVET's VOCStats



Performance of NSW VET programs

Aboriginal programs and services

Elsa Dixon Aboriginal Employment Program

The Elsa Dixon Aboriginal Employment Program provides annual funding to organisations to support Aboriginal education, employment and training by:

- subsidising the salary, development and support costs of Aboriginal employees in a public service agency or local council
- funding innovative community projects
- supporting work experience for Aboriginal students in their final year of a degree or post-degree course.

Table 3 NSW Government-sector positions funded by the Elsa Dixon Aboriginal Employment Program by financial year
For Period (1 July 2017 to 30 September 2017)
Extracted 30 September 2017 (Supplied date)
Source: NSW Department of Industry

Position funded	2017-18 ¹	2016-17
Graduate Position (no longer exists)	-	-
Permanent position	-	-
School-based position	-	96
Temporary position	-	-
Total	-	96

Table 4 Partnerships funded by the Elsa Dixon Aboriginal Employment Program by financial year
For Period (1 July 2017 to 30 September 2017)
Extracted 30 September 2017 (Supplied date)
Source: NSW Department of Industry

Position funded	2017-18 ¹	2016-17
Partnerships	-	-

¹ The period covered is from 1 July 2017 to 30 September 2017.

Aboriginal programs and services

Aboriginal Enterprise Development Officer Program

The Aboriginal Enterprise Development Officer (AEDO) Program is a free program for Aboriginal people considering starting up their own business or expanding their current business.

Table 5 Outcomes for the Aboriginal Enterprise Development Officer Program by financial year
For Period (1 July 2017 to 30 September 2017)
Extracted 30 September 2017 (Supplied date)
Source: NSW Department of Industry

	2017-18 ¹	2016-17
AEDO projects funded	7	7
AEDO new businesses established	6	48
Aboriginal employment positions created	13	76

¹ The period covered is from 1 July 2017 to 30 September 2017.

New Careers for Aboriginal People Program

The New Careers for Aboriginal People (NCAP) Program is a free program for Aboriginal people seeking employment and training advisory support services.

Table 6 Outcomes for the New Careers for Aboriginal People Program by financial year
For Period (1 July 2017 to 30 September 2017)
Extracted 30 September 2017 (Supplied date)
Source: NSW Department of Industry

	2017-18 ¹	2016-17
NCAP projects funded ²	13	13
NCAP employment outcomes ³	176	901
NCAP training outcomes ⁴	168	854

¹ The period covered is from 1 July 2017 to 30 September 2017.

² Refers to not-for-profit, community-owned organisations that deliver the NCAP Program.

³ Number of individuals placed in employment and still in employment after three months.

⁴ Number of individuals who have completed an accredited training course or qualification.

The Way Ahead for Aboriginal People Program

The Way Ahead for Aboriginal People Program provides mentoring services for Aboriginal apprentices and trainees who need additional support in the workplace. Mentors are chosen because of their experience and acceptance within Aboriginal communities.

Source: NSW Department of Industry.

Table 7 Outcomes for The Way Ahead for Aboriginal People Program by financial year
For Period (1 July 2017 to 30 September 2017)
Extracted 30 September 2017 (Supplied date)
Source: NSW Department of Industry

	2017-18 ¹	2016-17
Apprentices mentored	124	181
Trainees mentored	180	350
School-based apprentices or trainees mentored	130	282
Total	434	813

¹ The period covered is from 1 July 2017 to 30 September 2017.

Adult and Community Education programs

Adult and Community Education (ACE) training providers are not-for-profit, community-owned organisations with a primary focus on adult education. The ACE sector delivers courses relating to leisure, personal and community development, employment skills, preparation for VET and nationally recognised programs of study.

ACE data is collected quarterly and the most recent data available is the period 1 January 2017 to 30 June 2017.

Qualification enrolments by funding source

By commencements, continuing enrolments and completions

Table 8 Commencing, continuing and completed enrolments in qualifications by funding source
For Period (1 January 2017 to 30 June 2017)
Extracted 24 Aug 2017
Source: NSW Department of Industry's On Line Validation System (OLiV)

Funding source	Commencements	Continuing	Completions
Community service obligation (Smart and Skilled) ¹	747	111	80
Other government funding ² excluding Smart and Skilled ¹	1,547	429	357
Fee for service ¹	431	499	165
Total	2,725	1,039	602

¹ Includes part qualifications.

² Includes funding from the NSW Government and the Australian Government.

By number of students

Table 9 Number of students who commenced, continued and/or completed their enrolment in a qualification by funding source
For Period (1 January 2017 to 30 June 2017)
Extracted 24 Aug 2017
Source: NSW Department of Industry's On Line Validation System (OLiV)

Funding source ¹	Commencements	Continuing	Completions
Community service obligation (Smart and Skilled) ²	670	111	77
Other government funding excluding Smart and Skilled ²	1,349	395	299
Fee for service ²	393	395	152

¹ As a student may fall into one or more funding group this table does not include totals.

² Includes part qualifications.

Adult and Community Education programs

Subject-only enrolments by funding source

Subject-only enrolments include both accredited and non-accredited vocational training. However, all subjects delivered must be nationally approved with vocational intent (i.e. supporting employment outcomes), with no more than 20 per cent in non-accredited courses.

By commencements, continuing enrolments and completions

Table 10 Commencements, continuing enrolments and completions for subjects-only enrolments by funding source
For Period (1 January 2017 to 30 June 2017)
Extracted 24 Aug 2017
Source: NSW Department of Industry's On Line Validation System (OLiV)

Funding source	Commencements	Continuing	Completions ¹
Community service obligation (Smart and Skilled)	12,067	4,387	10,214
Other government funding ² excluding Smart and Skilled	2,332	257	2,206
Fee for service	17,155	499	16,589
Total	31,554	5,143	29,009

¹ Completion is where an enrolled student either:
- achieved competency achieved/passed
- was granted recognition of prior learning
- was deemed to have satisfactorily completed a non-assessable enrolment

² A subset of 'other government-funded activity' is the Tech Savvy Seniors Program which contributes to the NSW Ageing Strategy. In the

By number of students

Table 11 Number of students who commenced, continued and/or completed subject-only enrolments by funding source
For Period (1 January 2017 to 30 June 2017)
Extracted 24 Aug 2017
Source: NSW Department of Industry's On Line Validation System (OLiV)

Funding source ¹	Commencements	Continuing	Completions ²
Community service obligation (Smart and Skilled)	4,368	1,117	4,058
Other government funding ³ excluding Smart and Skilled	1,234	109	1,190
Fee for service	11,944	468	11,579

¹ As a student may fall into one or more funding group this table does not include totals.

² Completion is where an enrolled student either:
- achieved competency achieved/passed
- was granted recognition of prior learning
- was deemed to have satisfactorily completed a non-assessable enrolment

³ A subset of 'other government-funded activity' is the Tech Savvy Seniors Program which contributes to the NSW Ageing Strategy. In the reported period, there were 1,933 individual students enrolled in 6,096 subject-only enrolments.

Adult and Community Education programs

Community service obligations (CSO) funded enrolments in qualifications

By region

Table 12 Commencing, continuing and completed community service obligations (CSO) funded enrolments in qualifications by region
For Period (1 January 2017 to 30 June 2017)
Extracted 24 Aug 2017
Source: NSW Department of Industry's On Line Validation System (OLiV)

Region ¹	Commencements	Continuing	Completions
Capital Region	-	-	-
Central Coast	3	2	1
Central West	-	1	-
Coffs Harbour–Grafton	34	-	-
Far West and Orana	26	8	1
Hunter Valley excluding Newcastle	32	-	20
Illawarra	2	2	-
Mid North Coast	2	-	-
Murray	30	13	6
New England and North West	63	24	-
Newcastle and Lake Macquarie	5	-	2
Richmond–Tweed	105	-	1
Riverina	95	40	23
Southern Highlands and Shoalhaven	30	1	-
Sydney	307	19	26
Unknown ²	13	1	-
Total	747	111	80

¹ For the area a region covers see Figure 10 on page 39.

² The postcode of a student's home address was not recorded.

By disadvantaged student group

Table 13 Commencing, continuing and completed CSO-funded enrolments in qualifications by disadvantaged student group
For Period (1 January 2017 to 30 June 2017)
Extracted 24 Aug 2017
Source: NSW Department of Industry's On Line Validation System (OLiV)

Disadvantaged student group ¹	Commencements	Continuing	Completions
Aboriginal or Torres Strait Islanders	115	19	6
Students with disabilities	255	26	38
Students living in a regional area	-	6	14
Students living in a remote area	274	82	39

¹ As a student may fall into one or more group this table does not include totals.

Adult and Community Education programs

Community service obligations (CSO) funded students doing qualifications

By region

Table 14 Number of CSO-funded students who commenced, continued and/or completed qualifications by region
For Period (1 January 2017 to 30 June 2017)
Extracted 24 Aug 2017
Source: NSW Department of Industry's On Line Validation System (OLiV)

Region ¹	Commencements	Continuing	Completions
Capital Region	-	-	-
Central Coast	3	2	1
Central West	-	1	-
Coffs Harbour–Grafton	34	-	-
Far West and Orana	26	8	1
Hunter Valley excluding Newcastle	32	-	20
Illawarra	2	2	-
Mid North Coast	2	-	-
Murray	30	13	6
New England and North West	63	24	-
Newcastle and Lake Macquarie	5	-	2
Richmond–Tweed	98	-	1
Riverina	90	40	23
Southern Highlands and Shoalhaven	23	1	-
Sydney	249	19	23
Unknown ²	13	1	-
Total	670	111	77

¹ For the area a region covers see Figure 10 on page 39.

² The postcode of a student's home address was not recorded.

By disadvantaged student group

Table 15 Number of CSO-funded students who commenced, continued and/or completed qualifications by disadvantaged student group
For Period (1 January 2017 to 30 June 2017)
Extracted 24 Aug 2017
Source: NSW Department of Industry's On Line Validation System (OLiV)

Disadvantaged student group ¹	Commencements	Continuing	Completions
Aboriginal or Torres Strait Islanders	109	19	6
Students with disabilities	233	26	37
Students living in a regional area	156	6	14
Students living in a remote area	269	82	39

¹ As a student may fall into one or more group this table does not include totals.

Adult and Community Education programs

Community service obligations (CSO) funded subject-only enrolments

By region

Table 16 Commencing, continuing and completed CSO-funded enrolments for subjects only by region
For Period (1 January 2017 to 30 June 2017)
Extracted 24 Aug 2017
Source: NSW Department of Industry's On Line Validation System (OLIV)

Region ¹	Commencements	Continuing	Completions
Capital Region	540	3	534
Central Coast	805	386	658
Central West	832	70	789
Coffs Harbour–Grafton	728	210	673
Far West and Orana	426	2	395
Hunter Valley excluding Newcastle	610	482	459
Illawarra	354	315	341
Mid North Coast	858	1,086	763
Murray	86	-	86
New England and North West	1,525	121	1,468
Newcastle and Lake Macquarie	334	373	316
Richmond–Tweed	1,665	596	1,507
Riverina	614	180	313
Southern Highlands and Shoalhaven	189	38	163
Sydney	2,336	469	1,610
Unknown ²	165	56	139
Total	12,067	4,387	10,214

¹ For the area a region covers see Figure 10 on page 39.

² The postcode of a student's home address was not recorded.

By disadvantaged student group

Table 17 Number of CSO-funded students who commenced, continued and/or completed enrolments in subjects only by disadvantaged student group
For Period (1 January 2017 to 30 June 2017)
Extracted 24 Aug 2017
Source: NSW Department of Industry's On Line Validation System (OLIV)

Disadvantaged student group ¹	Commencements	Continuing	Completions
Aboriginal or Torres Strait Islanders	1,926	1,068	1,624
Students with disabilities	2,758	1,573	2,301
Students living in a regional area	3,596	2,037	3,222
Students living in a remote area	5,234	1,185	4,607

¹ As a student may fall into one or more group this table does not include totals.

Adult and Community Education programs

Community service obligations (CSO) funded students doing subjects only

By region

Table 18 Number of CSO-funded students who commenced, continued and/or completed enrolments in subjects only by region
For Period (1 January 2017 to 30 June 2017)
Extracted 24 Aug 2017
Source: NSW Department of Industry's On Line Validation System (OLiV)

Region ¹	Commencements	Continuing	Completions
Capital Region	186	3	186
Central Coast	198	71	167
Central West	366	31	361
Coffs Harbour–Grafton	252	57	229
Far West and Orana	188	2	185
Hunter Valley excluding Newcastle	262	94	238
Illawarra	139	74	136
Mid North Coast	366	237	348
Murray	18	-	18
New England and North West	793	30	778
Newcastle and Lake Macquarie	126	88	125
Richmond–Tweed	675	172	618
Riverina	172	41	126
Southern Highlands and Shoalhaven	57	7	51
Sydney	528	195	456
Unknown ²	42	15	36
Total	4,368	1,117	4,058

¹ For the area a region covers see Figure 10 on page 39.

² The postcode of a student's home address was not recorded.

By disadvantaged student group

Table 19 Number of CSO-funded students who commenced, continued and/or completed enrolments in subjects only by disadvantaged student group
For Period (1 January 2017 to 30 June 2017)
Extracted 24 Aug 2017
Source: NSW Department of Industry's On Line Validation System (OLiV)

Disadvantaged student group ¹	Commencements	Continuing	Completions
Aboriginal or Torres Strait Islanders	719	256	666
Students with disabilities	1,040	408	950
Students living in a regional area	1,440	484	1,331
Students living in a remote area	2,120	292	2,013

¹ As a student may fall into one or more group this table does not include totals.

Apprenticeships and traineeships

Training contract approvals for apprenticeships and traineeships

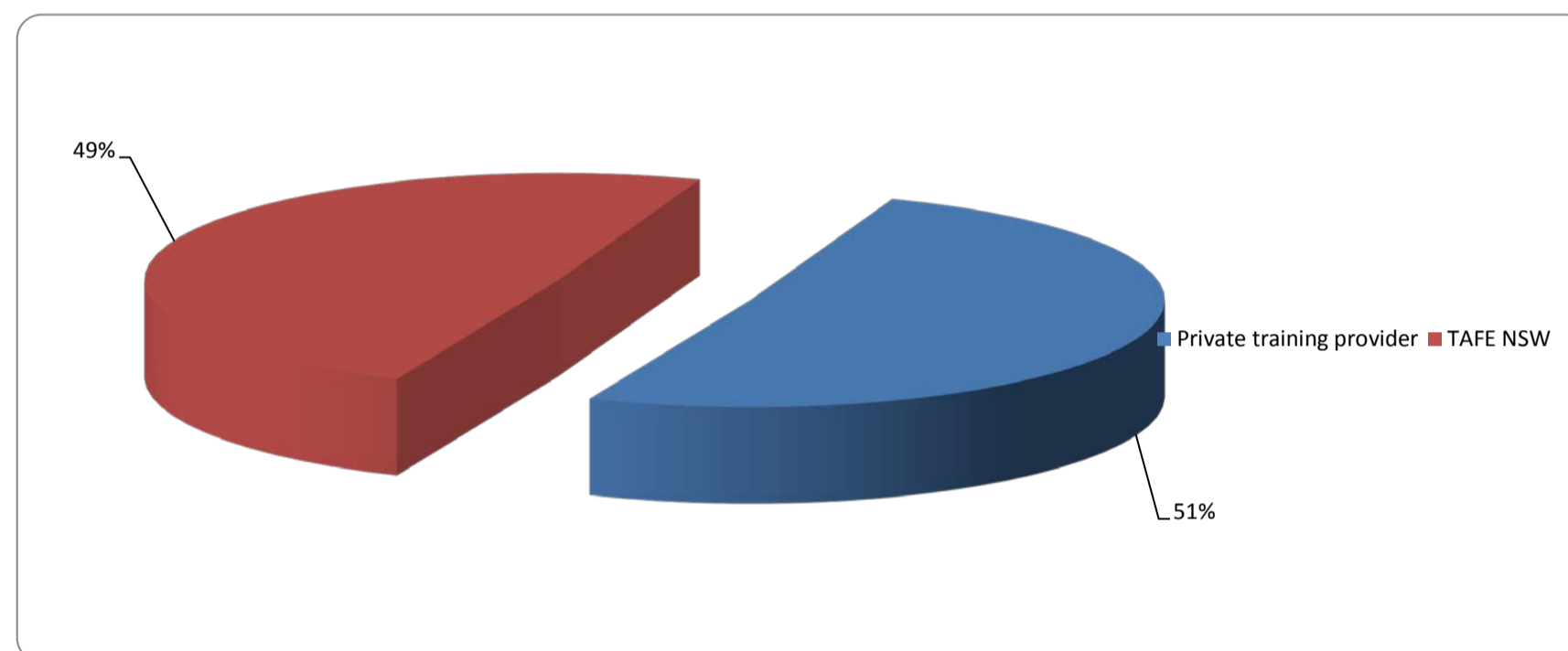
By training provider type

Table 20 Training contract approvals by training provider type
For Period YTD: 1 January to 31 August 2017; previous YTD: 1 January to 31 August 2016; and 2016 calendar year
Extracted 1 Sep 2017
Source: The NSW Department of Industry's Integrated Vocational Education and Training System (IVETS).

Training provider type	YTD	Previous YTD	Previous CY
Private training provider	17,487	18,944	26,668
TAFE NSW	16,934	17,553	22,346
Unknown ¹	2	-	-
Total	34,423	36,497	49,014

¹ Interstate public training providers who have training contracts with NSW-based apprentices.

Figure 3 Training contract approval by training provider type (YTD: 1 January to 31 August 2017)
For Period YTD: 1 January to 31 August 2017; previous YTD: 1 January to 31 August 2016; and 2016 calendar year
Extracted 1 Sep 2017
Source: The NSW Department of Industry's Integrated Vocational Education and Training System (IVETS).



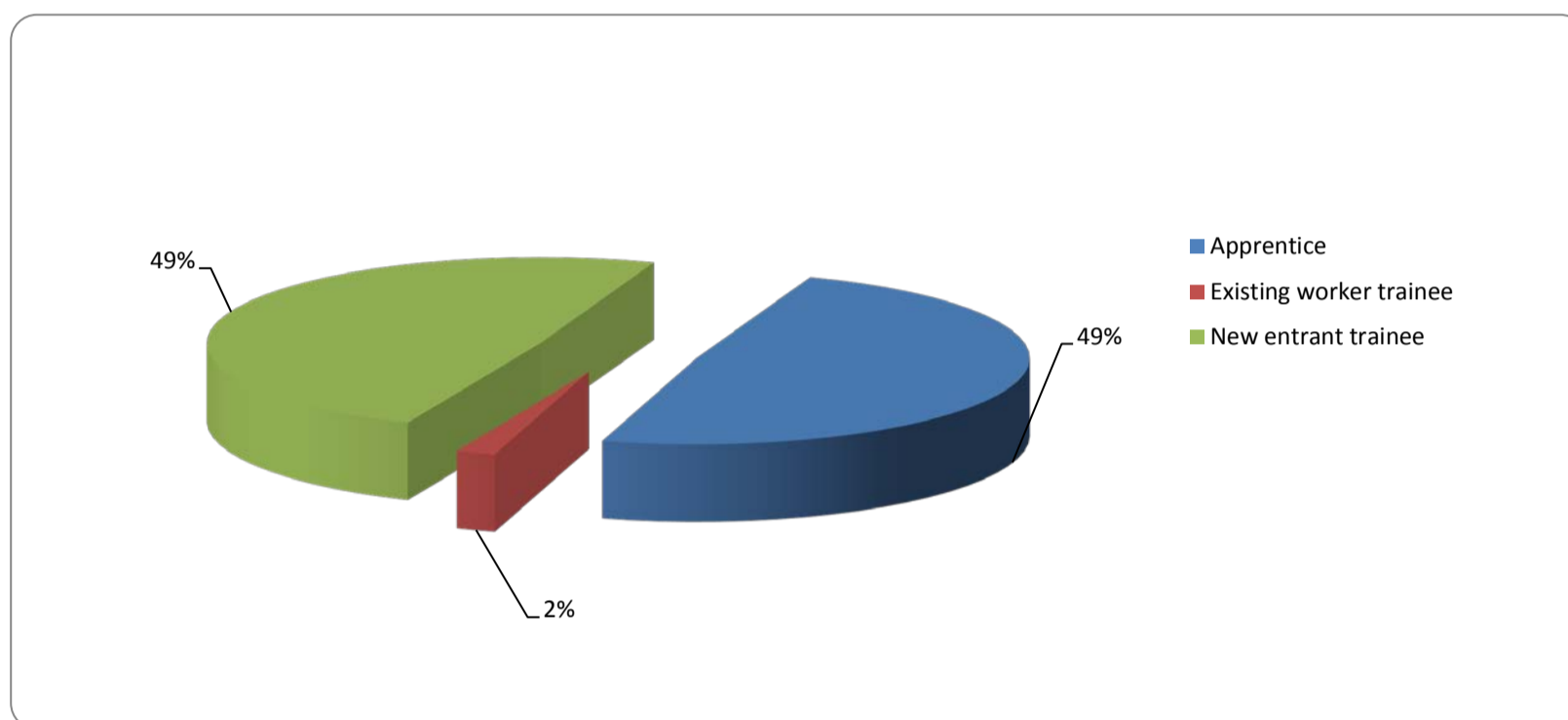
Apprenticeships and traineeships

By student type

Table 21 Training contract approvals by student type
For Period YTD: 1 January to 31 August 2017; previous YTD: 1 January to 31 August 2016; and 2016 calendar year
Extracted 1 Sep 2017
Source: The NSW Department of Industry's Integrated Vocational Education and Training System (IVETS).

Student type	YTD	Previous YTD	Previous CY
Apprentice	16,868	17,030	21,841
Existing worker trainee	662	923	1,206
New entrant trainee	16,893	18,544	25,967
Total	34,423	36,497	49,014

Figure 4 Training contract approvals by student type
For Period YTD: 1 January to 31 August 2017
Extracted 1 Sep 2017
Source: The NSW Department of Industry's Integrated Vocational Education and Training System (IVETS).



By disadvantaged student group

Table 22 Training contract approvals by disadvantaged student group
For Period YTD: 1 January to 31 August 2017; previous YTD: 1 January to 31 August 2016; and 2016 calendar year
Extracted 1 Sep 2017
Source: The NSW Department of Industry's Integrated Vocational Education and Training System (IVETS).

Disadvantaged student group ¹	YTD	Previous YTD	Previous CY
Aboriginal or Torres Strait Islanders	2,344	2,147	2,948
Students with disabilities	886	988	1,307
Students living in a regional area	7,006	7,538	10,136
Students living in a remote area	7,398	7,290	9,861
Women in non-traditional trades	751	730	955

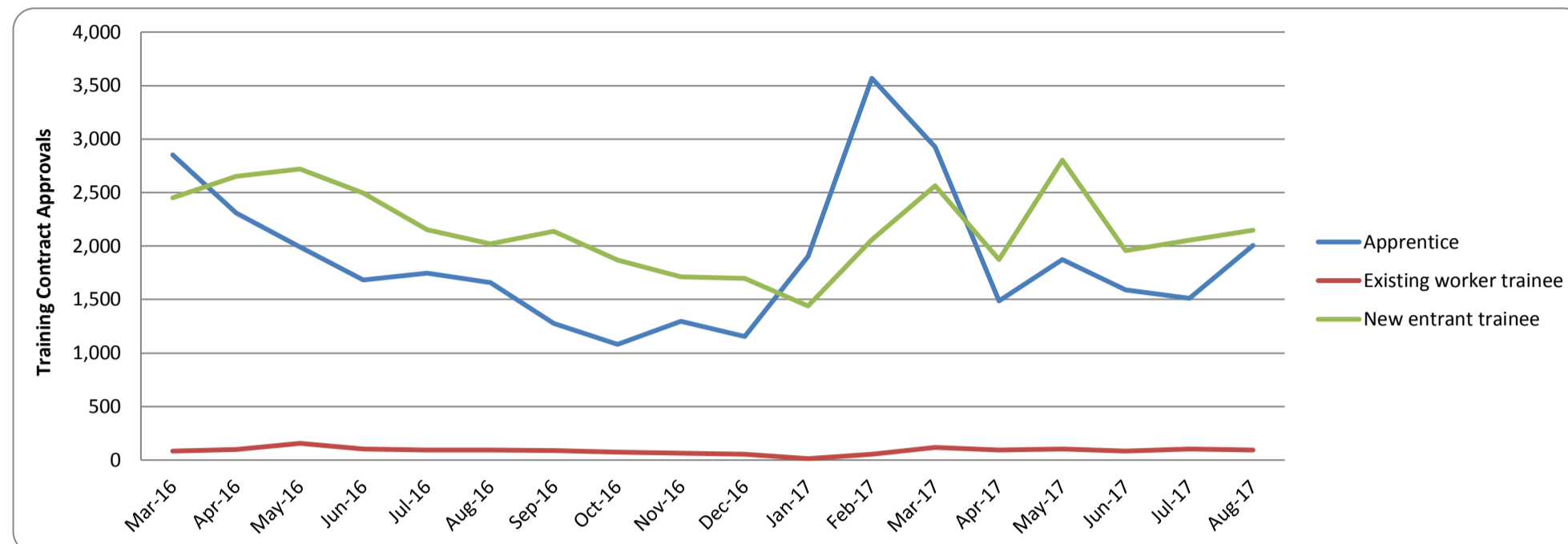
¹ As a student may fall into one or more group this table does not include totals. Also, data is not collected about individuals on a training contract who hold a humanitarian visa or are long-term unemployed.

Apprenticeships and traineeships

By month (for previous 18 months)

Figure 5 Training contract approvals by month
For Period previous 18 months
Extracted 1 Sep 2017

Source: The NSW Department of Industry's Integrated Vocational Education and Training System (IVETS).



By region

Table 23 Training contract approvals by region

For Period YTD: 1 January to 31 August 2017; previous YTD: 1 January to 31 August 2016; and 2016 calendar year
Extracted 1 Sep 2017

Source: The NSW Department of Industry's Integrated Vocational Education and Training System (IVETS).

Region ¹	YTD	Approvals as % of a region's population (YTD)	Previous YTD	Previous CY
Capital Region	1,153	0.55%	1,251	1,635
Central Coast	1,342	0.43%	1,538	2,065
Central West	1,031	0.52%	1,065	1,451
Coffs Harbour–Grafton	592	0.45%	619	855
Far West and Orana	626	0.55%	643	848
Hunter Valley excluding Newcastle	1,801	0.74%	1,486	2,059
Illawarra	1,364	0.49%	1,465	1,998
Mid North Coast	986	0.49%	940	1,224
Murray	543	0.49%	662	868
New England and North West	1,105	0.63%	1,133	1,474
Newcastle and Lake Macquarie	2,150	0.63%	2,114	2,881
Richmond–Tweed	955	0.42%	1,004	1,394
Riverina	1,179	0.79%	1,161	1,676
Southern Highlands and Shoalhaven	695	0.51%	771	1,038
Sydney	18,454	0.42%	20,075	26,713
Unknown ²	447	N/A	570	835
Total	34,423	0.48%	36,497	49,014

¹ For the area a region covers see Figure 10 on page 39.

² Not enough data to map training location to a NSW region.

Apprenticeships and traineeships

Top five Apprenticeships and Traineeships by training contract approvals

Top five Apprenticeships for year to date

Table 24 Top five apprenticeship by qualification
For Period YTD: 1 January to 31 August 2017
Extracted 1 Sep 2017
Source: The NSW Department of Industry's Integrated Vocational Education and Training System (IVETS).

Apprenticeship qualification	YTD
Electrotechnology - Electrician Certificate III	2,376
Carpentry Certificate III	2,370
Plumbing Certificate III	1,519
Automotive - Light Vehicle Mechanical Technology Certificate III	1,152
Hospitality - Commercial Cookery Certificate III	872

Top five Apprenticeships for previous year to date

Table 25 Top five apprenticeship by qualification
For Period previous YTD: 1 January to 31 August 2016
Extracted 1 Sep 2017
Source: The NSW Department of Industry's Integrated Vocational Education and Training System (IVETS).

Apprenticeship qualification	Previous YTD
Carpentry Certificate III	2,361
Electrotechnology - Electrician Certificate III	2,265
Plumbing Certificate III	1,403
Automotive - Light Vehicle Mechanical Technology Certificate III	1,122
Hospitality - Commercial Cookery Certificate III	996

Top five Traineeships for year to date

Table 26 Top five traineeships by qualification
For Period YTD: 1 January to 31 August 2017
Extracted 1 Sep 2017
Source: The NSW Department of Industry's Integrated Vocational Education and Training System (IVETS).

Traineeship qualification	YTD
Community Services - Early Childhood Education and Care Certificate III	1,944
Retail Certificate III	1,771
Hospitality Certificate III	976
Transport and Logistics - Warehousing Operations Certificate II	710
Transport and Logistics - Driving Operations Certificate III	699

Apprenticeships and traineeships

Top five traineeships for previous year to date

Table 27 Top five traineeships by qualification (previous YTD: 1 January to 31 August 2016)
For Period previous YTD: 1 January to 31 August 2016

Extracted 1 Sep 2017

Source: The NSW Department of Industry's Integrated Vocational Education and Training System (IVETS).

Traineeship qualification	Previous YTD
Community Services - Early Childhood Education and Care Certificate III	2,199
Hospitality Certificate III	1,496
Business Services - Customer Engagement Certificate III	773
Transport and Logistics - Driving Operations Certificate III	763
Retail - Retail Operations Certificate III	723

Apprentices and trainees in training

Table 28 Number of apprentices and trainees in training
For Period as at 1 Sep 2017

Extracted 1 Sep 2017

Source: The NSW Department of Industry's Integrated Vocational Education and Training System (IVETS).

Student type	Number
Apprentices	56,553
Existing worker trainees	1,778
New entrant trainees	29,821
Total	88,152

Training contract completion rates for Apprenticeships and Traineeships

Table 29 Contract completion rates for apprenticeships and traineeships
For Period calendar years 2015 and 2016

Extracted 1 Sep 2017

Source: The NSW Department of Industry's Integrated Vocational Education and Training System (IVETS).

Contract type	2016 (%)	2015 (%)
Apprenticeship	57.5%	56.1%
Traineeship	61.9%	62.6%
Total	59.0%	58.6%

Apprenticeships and traineeships

Bert Evans Apprentice Scholarships

The Bert Evans Apprentice Scholarships assist apprentices in NSW who have demonstrated:

- hardship in their personal circumstances
- an aptitude for VET that will lead them to complete their trade training successfully
- a positive attitude and application in the workplace and in off-the-job training.

Source: NSW Department of Industry

Table 30 Number of students receiving a Bert Evans Scholarship
For Period calendar years 2015 and 2016
Extracted 1 Sep 2017
Source: NSW Department of Industry

	2017	2016	2015
Scholarships awarded	-	67	50

Smart and Skilled Program

Smart and Skilled is a NSW Government's initiative to create a successful contestable VET market in NSW, achieve the goals of VET reform and the skill priorities of NSW.

Smart and Skilled delivers subsidised training under+A703 two broad categories known as 'program streams'— these are Entitlement and Targeted Priorities.

The Entitlement program stream encourages individuals to gain a post-school qualification at the Certificate I, II or III level and also includes apprenticeships and traineeships (which may be at the Certificate IV, Diploma or Advanced Diploma level). The Targeted Priorities program stream encourages individuals to gain a post-school qualification at the Certificate IV, Diploma or Advanced Diploma level.

Each program stream contains several 'programs'. The Entitlement program stream contains the:

- Entitlement Foundation Skills Program
- Entitlement Full Qualifications Program
- Entitlement Apprenticeships and Traineeships Program.

The Targeted Priorities program stream contains the:

- Targeted Priorities Full Qualifications Program
- Targeted Priorities Prevocational and Part Qualification Program.

A student may participate in more than one Smart and Skilled program, training provider or region.

Smart and Skilled commenced on 1 January 2015. Please consider this when comparing 2015 YTD and 2016 YTD data.

Enrolments

By Smart and Skilled program

Table 31 Commencing, continuing and completed enrolments by Smart and Skilled program
For Period YTD: 1 January to 30 September 2017; previous YTD: 1 January to 31 September 2016; and 2016 calendar year
Extracted 2 November 2017

Source: The NSW Department of Industry's Integrated Vocational Education and Training System (IVETS).

Smart and Skilled program	Commencements	Continuing	Completions
Entitlement – Apprenticeships	17,274	20,326	2,006
Entitlement – Traineeships	15,259	6,306	6,483
Entitlement Foundation Skills	11,514	355	2,938
Entitlement Full Qualifications	60,758	9,048	19,016
Other (Full Qualifications) ¹	2	3	1
Targeted Priorities (TP) Full Qualifications	8,784	4,987	3,832
TP Prevocational and Part Qualifications –Pre-apprenticeship ²	867	38	-
TP Prevocational and Part Qualifications –Pre-traineeship ³	1,380	90	-
TP Prevocational and Part Qualifications – Prevocational ³	2,743	48	-
TP Prevocational and Part Qualifications – Targeted Skills ⁴	10,684	803	-
Total	129,265	42,004	34,276

¹The training falls under an existing Smart and Skilled program but could not be processed with the standard method.

²Part qualifications that assist individuals to gain an apprenticeship or traineeship.

³Part or full qualifications that assist individuals to gain employment or enrol in further education.

⁴Part qualifications for priority groups and industries to assist individuals to upgrade their training and/or learn new skills for employment.

Smart and Skilled Program

By disadvantaged student group

Table 32 Commencing, continuing and completed enrolments by disadvantaged student group
For Period YTD: 1 January to 30 September 2017
Extracted 2 November 2017

Source: The NSW Department of Industry's Integrated Vocational Education and Training System (IVETS).

Disadvantaged student group ¹	Commencements	Continuing	Completions
Aboriginal or Torres Strait Islanders	12,922	2,966	2,341
Students with disabilities	13,627	1,921	3,314
Humanitarian visa holders	1,814	38	369
Long-term unemployed	6,407	828	2,049
Students living in a regional area	29,870	8,873	7,629
Students living in a remote area	9,018	7,386	4,003

¹As a student may fall into one or more group this table does not include totals.

By region

Table 33 Commencing, continuing and completed enrolments by region
For Period YTD: 1 January to 30 September 2017
Extracted 2 November 2017

Source: The NSW Department of Industry's Integrated Vocational Education and Training System (IVETS).

Region ¹	Commencements	Continuing	Completions
Capital Region	2,744	928	583
Central Coast	5,089	1,801	1,739
Central West	5,259	1,336	1,306
Coffs Harbour–Grafton	3,674	859	974
Far West and Orana	2,913	784	537
Hunter Valley excluding Newcastle	4,359	2,013	1,215
Illawarra	6,366	2,180	1,813
Mid North Coast	5,122	1,114	1,554
Murray	1,355	437	353
New England and North West	4,987	1,132	961
Newcastle and Lake Macquarie	8,928	3,077	2,581
Richmond–Tweed	6,399	1,338	1,541
Riverina	3,535	1,548	805
Southern Highlands and Shoalhaven	2,186	836	644
Sydney	66,320	22,621	17,670
Total	129,236	42,004	34,276

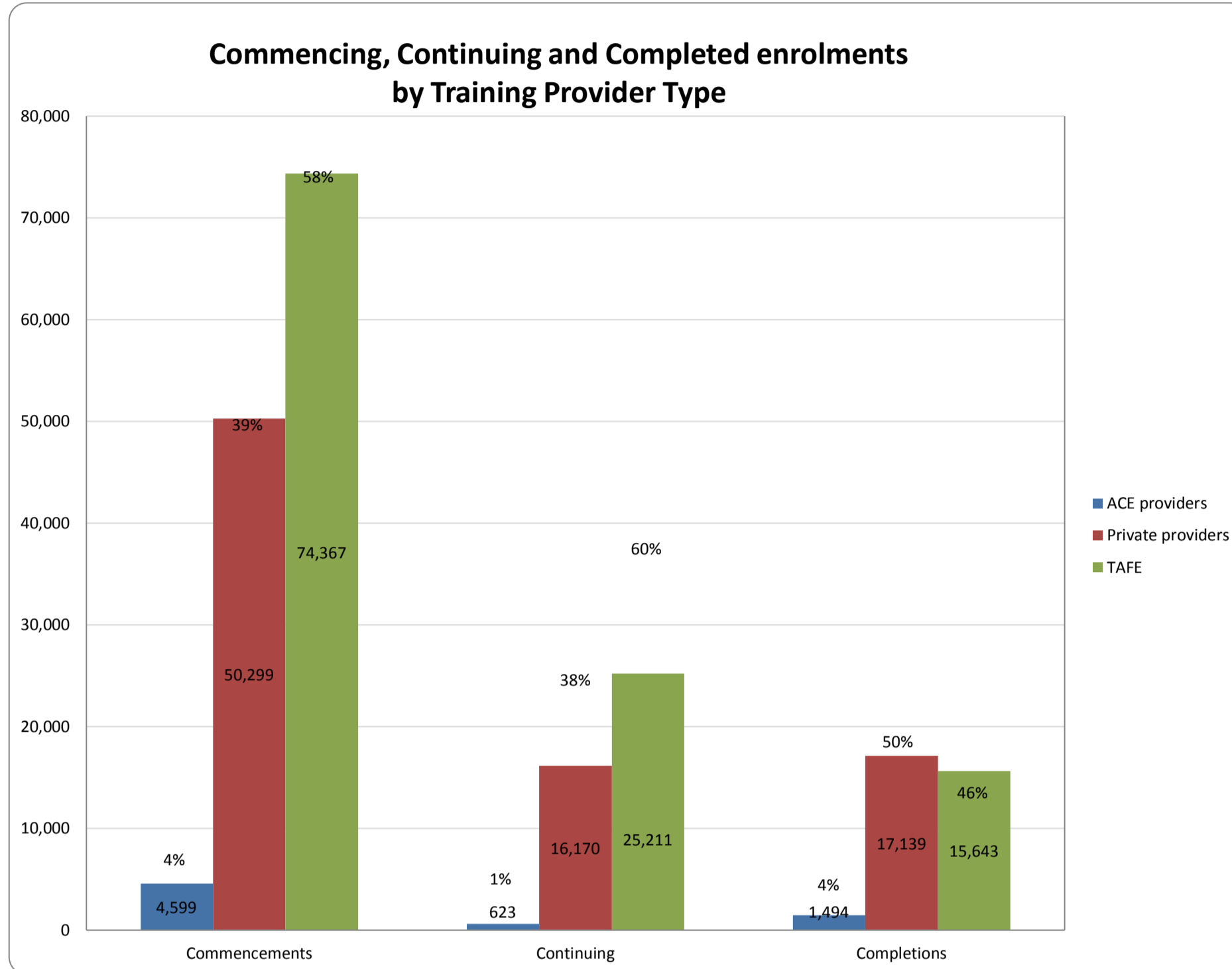
¹For the area a region covers see Figure 10 on page 39.

Smart and Skilled Program

By training provider type

Figure 4 Commencing, continuing and completed enrolments by training provider type
 For Period YTD: 1 January to 30 September 2017
 Extracted 2 November 2017

Source: The NSW Department of Industry's Integrated Vocational Education and Training System (IVETS).



Smart and Skilled Program

Students

A student may participate in more than one Smart and Skilled program, training provider or region.

By Smart and Skilled program

Table 34 Number of students who commenced, continued and/or completed a qualification or accredited course under a Smart and Skilled program
For Period YTD: 1 January to 30 September 2017
Extracted 2 November 2017

Source: The NSW Department of Industry's Integrated Vocational Education and Training System (IVETS).

Smart and Skilled program	Commencements	Continuing	Completions
Entitlement – Apprenticeships	17,127	20,158	2,006
Entitlement – Traineeships	15,131	6,281	6,478
Entitlement Foundation Skills	9,902	355	2,904
Entitlement Full Qualifications	56,873	8,983	18,732
Other (Full Qualifications) ¹	2	3	1
Targeted Priorities (TP) Full Qualifications	8,577	4,922	3,787
TP Prevocational and Part Qualifications – Part Qualifications Pre-apprenticeship ²	862	38	-
TP Prevocational and Part Qualifications – Part Qualifications Pre-traineeship ²	1,357	88	-
TP Prevocational and Part Qualifications – Part Qualifications Prevocational ³	2,612	48	-
TP Prevocational and Part Qualifications – Targeted Skills ⁴	8,497	799	-
Overall unique student number⁵	116,330	41,539	33,614

¹The training falls under an existing Smart and Skilled program but could not be processed with the standard method.

²Part qualifications that assist individuals to gain an apprenticeship or traineeship.

³Part or full qualifications that assist individuals to gain employment or enrol in further education.

⁴Part qualifications for priority groups and industries to assist individuals to upgrade their training and/or learn new skills for employment.

⁵The overall unique student number is not a total.

By region

Table 35 Number of students who commenced, continued and/or completed a qualification or accredited course under a Smart and Skilled program by region
For Period YTD: 1 January to 30 September 2017
Extracted 2 November 2017

Source: The NSW Department of Industry's Integrated Vocational Education and Training System (IVETS).

Region ¹	Commencements	Commencements as % of a region's population	Continuing	Completions
Capital Region	2,607	1.25%	910	572
Central Coast	4,860	1.56%	1,774	1,720
Central West	4,866	2.47%	1,334	1,268
Coffs Harbour–Grafton	3,338	2.56%	848	940
Far West and Orana	2,597	2.29%	783	515
Hunter Valley excluding Newcastle	4,081	1.68%	2,007	1,193
Illawarra	5,992	2.17%	2,174	1,779
Mid North Coast	4,570	2.27%	1,111	1,496
Murray	1,267	1.15%	436	351
New England and North West	4,555	2.59%	1,129	953

Smart and Skilled Program

Table 35 Number of students who commenced, continued and/or completed a qualification or accredited course under a Smart and Skilled program by region (Cont.)

For Period YTD: 1 January to 30 September 2017

Extracted 2 November 2017

Source: The NSW Department of Industry's Integrated Vocational Education and Training System (IVETS).

Region ¹	Commencements	Commencements as % of a region's population	Continuing	Completions
Newcastle and Lake Macquarie	8,372	2.44%	3,043	2,560
Richmond-Tweed	5,651	2.48%	1,323	1,473
Riverina	3,349	2.23%	1,520	792
Southern Highlands and Shoalhaven	2,040	1.49%	825	638
Sydney	59,558	1.36%	22,432	17,432

¹For the area a region covers see Figure 10 on page 39.

²The overall unique student number is not the same as a total.

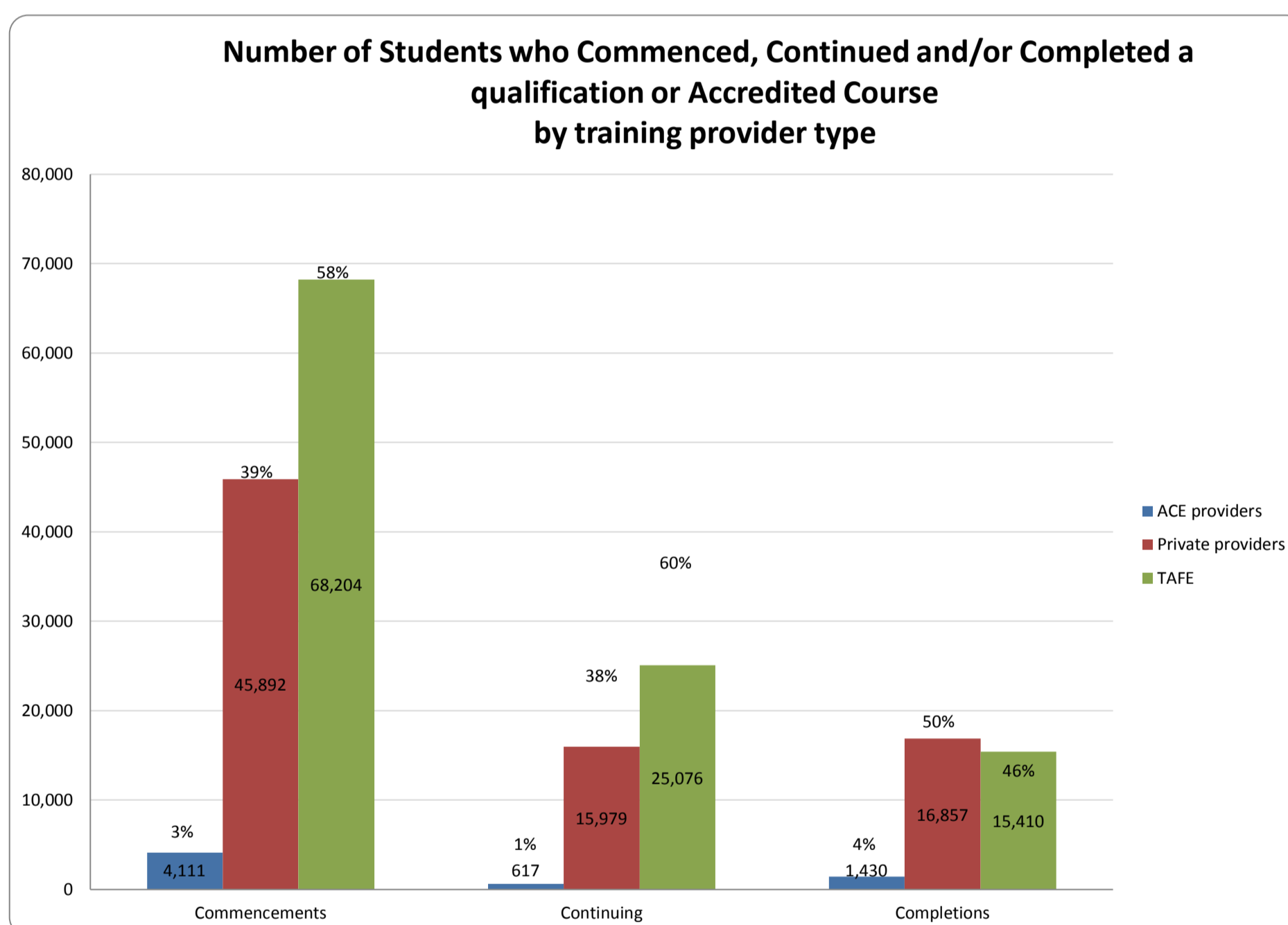
By training provider type

Figure 5 Number of students who commenced, continued and/or completed a qualification or accredited course by training provider type

For Period YTD: 1 January to 30 September 2017

Extracted 2 November 2017

Source: The NSW Department of Industry's Integrated Vocational Education and Training System (IVETS).



Smart and Skilled Program

Smart and Skilled training providers

A 'Smart and Skilled training provider' means a registered training organisation the NSW Department of Industry that has contracted to offer government-subsidised training under Smart and Skilled.

By Smart and Skilled programs with regional approvals

Table 36 Number of Smart and Skilled training providers with regional training delivery approvals by Smart and Skilled program
For Period as at 2 November 2017
Extracted 2 November 2017

Source: The NSW Department of Industry's Integrated Vocational Education and Training System (IVETS).

Region ¹	No. of approved training providers	
	Entitlement Full Qualifications Program	Targeted Priorities Full Qualification Program
Capital Region	50	42
Central Coast	56	53
Central West	47	31
Coffs Harbour–Grafton	38	22
Far West and Orana	37	21
Hunter Valley excluding Newcastle	52	45
Illawarra	68	54
Mid North Coast	41	29
Murray	25	13
New England and North West	53	35
Newcastle and Lake Macquarie	83	60
Richmond–Tweed	50	38
Riverina	43	36
Southern Highlands and Shoalhaven	47	34
Sydney	270	258

¹For the area a region covers see Figure 10 on page 39.

By Smart and Skilled programs with state wide approvals

Table 37 Number of Smart and Skilled training providers with state wide training delivery approvals by Smart and Skilled program
For Period as at 2 November 2017
Extracted 2 November 2017

Source: The NSW Department of Industry's Integrated Vocational Education and Training System (IVETS).

Smart and Skilled program	Training providers
Entitlement Apprenticeships and Traineeships	408
Entitlement Foundation Skills	44

Smart and Skilled Program

Top 10 qualifications

By commencements

Table 38 Top 10 qualifications by commencements

For Period YTD: 1 January to 30 September 2017

Extracted 2 November 2017

Source: The NSW Department of Industry's Integrated Vocational Education and Training System (IVETS).

Qualification	Commencements
Certificate III in Individual Support	7,576
Certificate III in Early Childhood Education and Care	6,785
Certificate III in Business Administration	5,083
Certificate III in Hospitality	2,962
Certificate III in Carpentry	2,928
Certificate III in Retail	2,640
Certificate III in Electrotechnology Electrician	2,632
Certificate III in Warehousing Operations	1,835
Certificate III in Information, Digital Media and Technology	1,785
Certificate III in Education Support	1,722

By continuing enrolments

Table 39 Top 10 qualifications by continuing enrolments

For Period YTD: 1 January to 30 September 2017

Extracted 2 November 2017

Source: The NSW Department of Industry's Integrated Vocational Education and Training System (IVETS).

Qualification	Continuing
Certificate III in Electrotechnology Electrician	3,705
Certificate III in Carpentry	3,298
Certificate III in Plumbing	1,886
Certificate III in Early Childhood Education and Care	1,618
Certificate III in Light Vehicle Mechanical Technology	1,513
Diploma of Early Childhood Education and Care	976
Certificate III in Engineering - Fabrication Trade	918
Certificate III in Commercial Cookery	812
Certificate III in Air-conditioning and Refrigeration	786
Certificate III in Individual Support	770

By completions

Table 40 Top 10 qualifications by completions

For Period YTD: 1 January to 30 September 2017

Extracted 2 November 2017

Source: The NSW Department of Industry's Integrated Vocational Education and Training System (IVETS).

Qualification	Completions
Certificate III in Individual Support	2,642
Certificate III in Early Childhood Education and Care	2,289
Certificate III in Business Administration	1,616
Certificate III in Hospitality	1,462
Certificate III in Retail Operations	839
Certificate III in Business	710
Certificate IV in Leadership and Management	639
Certificate III in Hospitality	629
Certificate II in Retail Services	524
Certificate III in Civil Construction Plant Operations	496

¹ This qualification (code BSB30415) supersedes and is equivalent to the Certificate III in Business (code BSB30412).

Smart and Skilled Program

Fee-Free Scholarships

Fee-Free Scholarships are part of the NSW Government's commitment under the Reskilling NSW strategy. The strategy provides \$48 million over four years for 200,000 Smart and Skilled concession-eligible 15 to 30 year olds. Fee-Free Scholarships are available to eligible students who undertake study with an approved Smart and Skilled training provider for a qualification from certificate level I to IV that is on the NSW Skills List, with priority giving to eligible social housing residents. Fee-Free Scholarships have been available since 1 July 2015.

By region and training provider type

Table 41 Number of Fee-Free Scholarships by region and training provider type
For Period 1 July 2015 to 30 September 2017
Extracted 1 September 2017

Source: The NSW Department of Industry's Integrated Vocational Education and Training System (IVETS).

Region ¹	Fee-Free Scholarships	Training provider type	
		TAFE NSW	Private training provider
Capital Region	1,001	583	418
Central Coast	2,581	1,585	996
Central West	1,833	1,495	338
Coffs Harbour–Grafton	1,997	1,769	228
Far West and Orana	572	445	127
Hunter Valley excluding Newcastle	1,954	1,217	737
Illawarra	2,554	1,416	1,138
Mid North Coast	2,702	2,157	545
Murray	587	348	239
New England and North West	1,319	1,141	178
Newcastle and Lake Macquarie	3,916	2,585	1,331
Richmond–Tweed	2,983	2,531	452
Riverina	1,204	804	400
Southern Highlands and Shoalhaven	934	434	500
Sydney	20,468	15,085	5,383
Total	46,605	33,595	13,010

¹For the area a region covers see Figure 10 on page 39.

By region and selected student characteristics

Table 42 Number of Fee-Free Scholarships by region and selected student characteristics
For Period 1 July 2015 to 30 September 2017
Extracted 1 September 2017

Source: The NSW Department of Industry's Integrated Vocational Education and Training System (IVETS).

Region ¹	Male	Female	Living in social housing	Holding a humanitarian visa
Capital Region	346	655	76	1
Central Coast	844	1,737	179	1
Central West	570	1,261	128	2
Coffs Harbour–Grafton	823	1,173	93	39
Far West and Orana	229	343	22	-
Hunter Valley excluding Newcastle	674	1,280	137	1
Illawarra	1,054	1,500	321	21
Mid North Coast	993	1,708	86	-
Murray	217	370	69	16
New England and North West	433	885	70	-
Newcastle and Lake Macquarie	1,675	2,239	371	15
Richmond–Tweed	1,213	1,765	81	-
Riverina	388	816	118	2
Southern Highlands and Shoalhaven	390	543	98	-
Sydney	7,386	13,078	1,909	516
Total	17,235	29,353	3,758	614

¹For the area a region covers see Figure 10 on page 39.

Smart and Skilled Program

Table 43 Number of Fee-Free Scholarships by region and age cohort
For Period 1 Sep 2016 to 30 Sep 2017
Extracted 2 November 2017

Source: The NSW Department of Industry's Integrated Vocational Education and Training System (IVETS).

Region ¹	15–19 years	20–24 years	25–30 years
Capital Region	401	341	256
Central Coast	1,056	870	606
Central West	651	618	560
Coffs Harbour–Grafton	804	668	514
Far West and Orana	223	218	131
Hunter Valley excluding Newcastle	848	681	420
Illawarra	913	1,026	608
Mid North Coast	1,150	879	664
Murray	236	212	138
New England and North West	499	467	350
Newcastle and Lake Macquarie	1,525	1,434	929
Richmond–Tweed	1,180	998	786
Riverina	430	419	351
Southern Highlands and Shoalhaven	361	342	220
Sydney	6,638	7,254	6,439
Total	16,915	16,427	12,972

¹For the area a region covers see Figure 10 on page 39.

Glossary

ACE	Adult and Community Education
Accredited vocational training	Education approved by the Australian Skills Quality Authority.
Active provider	A Smart and Skilled contracted training provider who has delivered training under their Smart and Skilled contract.
Adult and Community Education	A not-for profit, community-owned organisation with a primary focus on adult education. The ACE sector delivers courses relating to leisure, personal and community development, employment skills, preparation for VET and nationally recognised programs of study.
AEDO	Aboriginal Enterprise Development Officer Program
Apprentice	An employee who is party to an apprenticeship to learn a trade on-the-job under a qualified tradesperson and off-the-job with a registered training organisation.
Approval (training contract)	The official confirmation by Training Services NSW that an apprenticeship or traineeship has commenced with an employer.
Approved (training provider)	A training provider has been offered and has accepted a Smart and Skilled contract.
Approved qualification	A qualification that a training provider is approved to deliver under Smart and Skilled.
AQF	Australian Quality Framework
ASDB	The NSW Department of Industry's Aboriginal Services Database.
ATSI	Aboriginal or Torres Strait Islander
Australian Quality Framework	<p>The national policy for regulated qualifications in the Australian education and training system.</p> <p>The AQF incorporates the quality assured qualifications from each education and training sector into a single comprehensive national qualifications framework. The AQF defines the qualification levels issued by schools, vocational education and training providers and higher education.</p> <p>The AQF qualifications that apply to VET are Certificate levels I to IV, Diploma and Advanced Diploma, as well as Graduate Certificate and Graduate Diploma.</p> <p>Maintaining the AQF is a shared responsibility of the Commonwealth, state and territory governments.</p>
Bert Evans Apprentice Scholarships	<p>These scholarships assist apprentices in NSW who have demonstrated:</p> <ul style="list-style-type: none"> • hardship in their personal circumstances • an aptitude for VET that will lead them to complete their trade training successfully • a positive attitude and application in the workplace and in off-the-job training. <p>A maximum of 50 scholarships are awarded annually, including 10 NSW Country Apprentice Scholarships.</p>
Commencement	Occurs when a student begins to participate in training for a qualification or accredited course; or, for a subject-only enrolment, begins to participate in a module or unit of competency that is scheduled to be completed in the current year.
Commitment	Represents a commitment by government to subsidise a training provider for the cost of training an approved prospective student in an approved qualification, accredited course or subject-only enrolment.
Community service obligation (CSO)	A service with an identifiable community or social benefit that cannot be supplied under commercial costs and conditions, and that government subsidises.
Continuing	A student who is continuing training for a qualification or accredited course in a subsequent year to the commencement year and who is still training at the time of this report; or, for a subject-only enrolment, an enrolment in a module or unit of competency that is scheduled to be completed in a future year.
Completion	A student who has successfully completed a qualification or accredited course; or, for a subject-only enrolment, has completed a module or unit of competency.
Completion Rate	
CSO	Community service obligation
Disadvantaged student group	A student who falls into one or more equity categories of: being an Aboriginal or Torres Strait Islander, being disabled, being a humanitarian visa holder, being long-term unemployed, or living in a regional or remote area.

Enrolment	The engagement and participation of a student in an approved qualification, accredited course or subject-only training.
Existing worker trainee	A long-term employee (greater than three months full time or 12 months part time) who is party to a traineeship to learn a recognised vocation on-the-job under supervision and off-the-job with a training provider.
Fee for service	A VET qualification or accredited course that is not subsidised by government (a student or their employer pays the full fee for the training).
Fee-Free Scholarships	Part of the NSW Government's commitment under the Reskilling NSW strategy. It provides \$48 million over 4 years (starting on 1 July 2015) for 200,000 scholarships. The scholarships cover the fee for any Certificate I to IV level qualification on the NSW Skills List. To be eligible, a student must be aged between 15 and 30 years and eligible for Smart and Skilled's concession fee (with priority given to social housing residents); or living (or have lived) in out-of-home care; or someone who has experienced (or is experiencing) domestic/family violence.
FY	Financial year
Jobs of Tomorrow Scholarships	The Program provides \$25 million over four years (starting in 2016) for 25,000 scholarships in science, technology, engineering and mathematics (STEM) VET qualifications. Eligible students receive a \$1,000 scholarship to encourage them to enrol and complete a STEM qualification. In each calendar year, the first 6,250 eligible students who apply and commence training will be offered a scholarship.
IVETS	The NSW Department of Industry's Integrated Vocational Education and Training Services database.
NCAP	New Careers for Aboriginal People Program
NCVER	National Centre for Vocational Education Research
New entrant trainee	An employee who is party to a traineeship to learn a recognised vocation on-the-job under supervision and off-the-job with a training provider.
Non-accredited vocational training	Education with a vocational intent that is non-assessable and not recognised under the AQF.
NSW Ageing Strategy	NSW Government commitment to support seniors in the community with a range of programs and initiatives.
OLIV	The NSW Department of Industry's On Line Validation System.
Private training provider	A non-TAFE training provider that is registered with the Australian Skills Quality Authority, and can deliver nationally recognised courses and award AQF VET qualifications.
Qualification	A nationally recognised qualification under the Australian Qualifications Framework (AQF).
Recognition of prior learning	Recognition of prior learning (RPL) involves the assessment of the previously unrecognised skills and knowledge an individual has achieved outside the formal education and training system. This assessment determines the extent to which that individual has achieved the required learning outcomes, competency outcomes, or standards for entry to, and/or partial or total completion of a program of study without the need for further study.
Region	There are 15 training regions (which are based on Australian Bureau of Statistics SA4 level). See Figure 6 on page 32.
Regional	A classification of a student's residence using the Australian Bureau of Statistics Accessibility/Remoteness Index of Australia.
Registered training organisation (RTO)	An training provider that is registered with the Australian Skills Quality Authority – which allows them to deliver nationally courses and award AQF VET qualifications.
Remote	A classification of a student's residence using the Australian Bureau of Statistics Accessibility/Remoteness Index of Australia.
Reskilling NSW strategy	An NSW Government initiative to help individuals get a job by giving them better access to VET.
Returned (contract)	A training provider that has chosen to withdraw from its Smart and Skilled contract.
Smart and Skilled	The NSW Government's initiative to create a successful contestable VET market in NSW, and achieve the goals of VET reform and the skill priorities of NSW.
Smart and Skilled program	A subset of Smart and Skilled government-subsidised training with specific characteristics.

Status (training provider)	Indicates whether a Smart and Skilled training provider's contract has been approved, suspended, returned or terminated.
Subject-only enrolment	An enrolment in a module or unit of competency that is not intended to lead to the issue of a qualification or accredited course.
Suspended (training provider)	A training provider's Smart and Skilled contract has been temporarily suspended for one or more breaches of contract conditions.
TAFE NSW	The NSW Government's public training provider of VET in NSW.
Tech Savvy Seniors Program	A joint NSW Government and Telstra initiative that provides grants to ACE providers to deliver training in the use of smart technologies to people over 60 years of age.
Terminated (training provider)	A training provider's Smart and Skilled contract has been terminated for one or more breaches of contract conditions.
Total VET activity	All accredited VET activity from all training providers (unless granted an exemption) in accordance with the National VET Provider Collection Data Requirements Policy.
Trade	The occupation to which an apprenticeship leads.
Training contract	The mutual agreement between an employer and apprentice or trainee.
Training contract type	A training contract can be either an apprenticeship, an existing worker traineeship or a new entrant traineeship.
Training provider	A training provider that is registered with the Australian Skills Quality Authority, and can deliver nationally recognised courses and award AQF VET qualifications.
VET	Vocational education and training
VET FEE-HELP	An Australian Government income-contingent loan scheme for VET students. A loan covers a student's fees. The student is only required to pay back the loan when their income reaches a set level.
Vocation	The occupation to which a traineeship leads.
Vocational Training Assistance	Provided through the Vocational Training Assistance Scheme (VTAS) – a program that provides eligible apprentices and trainees with monetary assistance to attend off-the-job training during the term of their apprenticeship or traineeship. Existing worker trainees are ineligible to claim vocational training assistance. Current rates for travel are 12 cents per kilometre and \$28 per night for accommodation, and a one-off payment of up to \$2,000 for a student who has to relocate.
VTAS	Vocational Training Assistance Scheme
Woman in non-traditional trades	Currently, 167 out of a total 1,211 trades are considered to be non traditional trades for women. Examples include Certificate III in Aeroskills (Mechatronics) and Certificate III in Solid Plastering.
YTD	Year to date

NSW training regions

Figure 6 Training regions in NSW

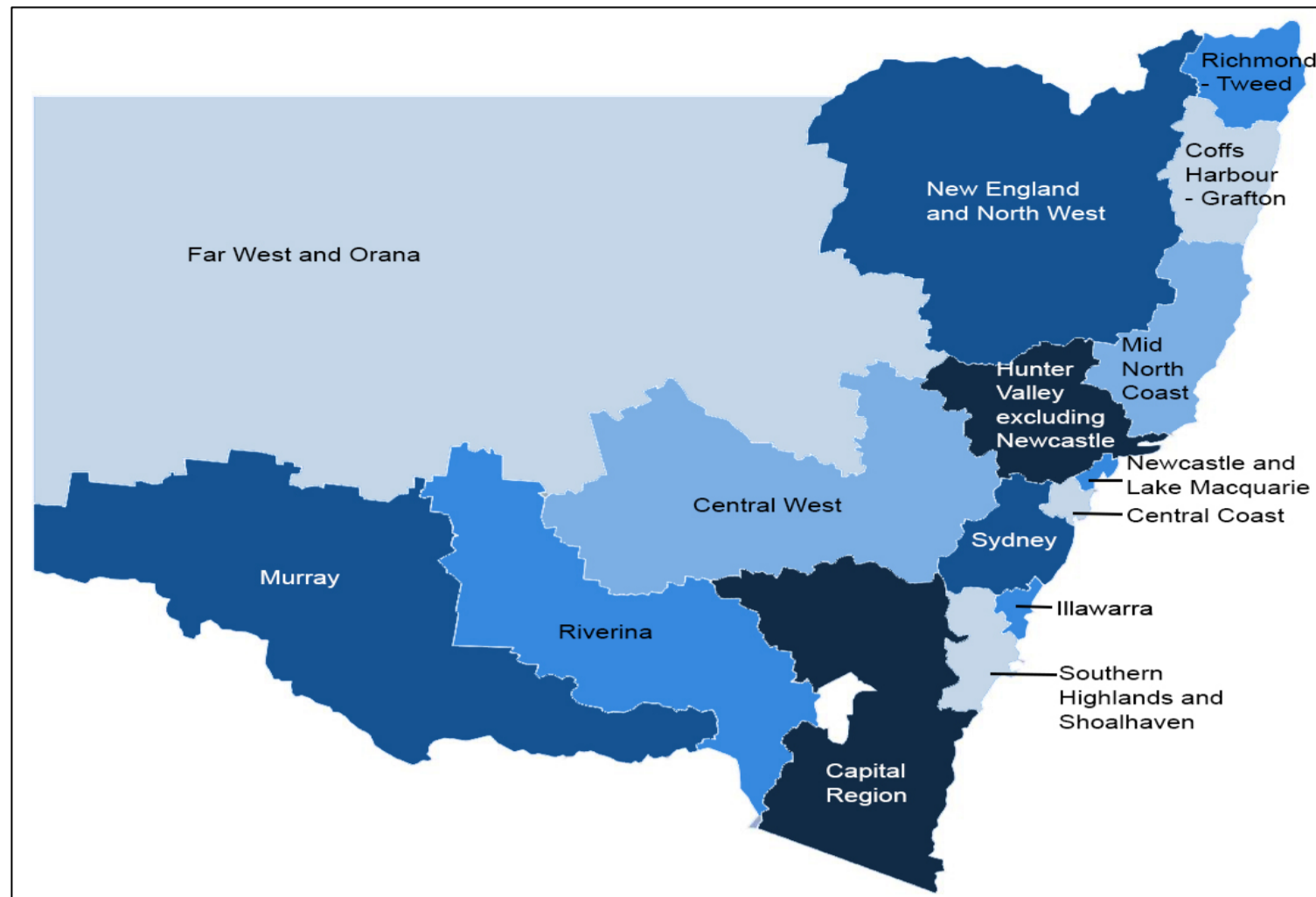


Table 44 Major towns or areas for each region

This region...	Includes...
Capital Region	Goulburn, Yass, Queanbeyan, the Snowy Mountains and the South Coast
Central Coast	Brooklyn, Davistown, Terrigal, The Entrance, Wyong and Gosford
Central West	Bathurst, Lachlan Valley, Lithgow, Mudgee and Orange
Coffs Harbour–Grafton	Coffs Harbour and the Clarence Valley
Far West and Orana	Bourke, Cobar, Coonamble, Broken Hill and Dubbo
Hunter Valley excluding Newcastle	Lower and Upper Hunter, Maitland and Port Stephens
Illawarra	Wollongong, Shellharbour and Kiama
Mid North Coast	Great Lakes, Kempsey, Nambucca, Lord Howe Island, Port Macquarie, Taree and Gloucester
Murray	Upper and Lower Murray, and Albury
Newcastle and Lake Macquarie	Newcastle and Lake Macquarie
New England and North West	Armidale, Inverell, Moree, Inverell, Tenterfield, Moree, Narrabri, Tamworth and Gunnedah
Richmond–Tweed	Richmond Valley and Tweed Valley
Riverina	Griffith, Tumut and Wagga Wagga
Southern Highlands and Shoalhaven	Mittagong, Bowral, Nowra and Ulladulla
Sydney	Sydney and the Blue Mountains