



Performance of NSW VET programs: monthly report

September 2019

Published by the Department of Education.

© State of New South Wales through Department of Education.

This publication is copyright. You may download, display, print and reproduce this material provided that the wording is reproduced exactly, the source is acknowledged, and the copyright, update address and disclaimer notice are retained. To copy, adapt, publish, distribute or commercialise any of this publication you will need to seek permission from the Department of Education.

Disclaimer: The information contained in this publication is based on knowledge and understanding at the time of writing (June 2016). However, because of advances in knowledge, users are reminded of the need to ensure that the information upon which they rely is up to date and to check the currency of the information with the appropriate officer of the Department of Education or the user's independent advisor.

Contents

About this report	4
National VET activity data	5
VET activity data from NCVER	5
Enrolments by qualification level	5
Performance of NSW VET programs	7
Aboriginal programs and services	7
Elsa Dixon Aboriginal Employment Program	7
Aboriginal Enterprise Development Officer Program	8
New Careers for Aboriginal People Program	8
The Way Ahead for Aboriginal People Program	8
Adult and Community Education programs	9
Qualification enrolments by funding source	9
Subject-only enrolments by funding source	10
Community service obligations funded enrolments in qualifications	11
CSO-funded students doing qualifications	12
CSO-funded subject-only enrolments	13
CSO-funded students doing subjects only	14
Apprenticeships and traineeships	15
Training contract approvals for apprenticeships and traineeships	15
Top five apprenticeships and traineeships by training contract approvals	18
Apprentices and trainees in training	19
Training contract completion rates for apprenticeships and traineeships	19
Bert Evans Apprentice Scholarships	20
Smart and Skilled Program	21
Enrolments	21
Students	24
Smart and Skilled training providers	26
Top 10 qualifications	27
Fee-Free Scholarships	28
Glossary	30
NSW training regions	33

About this Report

This is a monthly report on the performance of NSW vocational education and training (VET) programs and follows the introduction of the NSW Government's Smart and Skilled reform in January 2015. The Department of Education publishes this report regularly in line with the NSW Government's commitment to transparency.

The completeness of the report's data and information will improve over time as training providers adjust to new reporting requirements.

When interpreting the report's data care must be taken because:

- There are overlaps between different data sets (e.g. apprenticeship data appears in both the Apprenticeship and Traineeship section, and in the Smart and Skilled section).
- Data may have breaks or adjustments in the time series.
- Some data relates to the year to date (YTD) and previous YTD, but other data may relate to a calendar or financial year.

The Glossary explains terms the report uses and a map of training regions please see the table of contents for its location.

National VET activity data

The National Centre for Vocational Education Research (NCVER) is responsible for collecting, managing, analysing, evaluating and communicating research and statistics about vocational education and training (VET) nationally on behalf of the Commonwealth and state and territory ministers responsible for VET.

VET activity data from NCVER

Enrolments by qualification level

NSW Government-funded enrolments

Table 1 NSW Government-funded enrolments by qualification level¹

For calendar year period

Extracted 04 October 2019

Source: NCVER's VOCStats

Qualification level	2018	2017	2016	2015
Diploma and above	35,900	32,632	38,769	24,848
Certificate IV	69,399	58,875	54,220	43,070
Certificate III	183,911	177,816	159,572	131,627
Certificate II	75,885	77,452	84,495	87,649
Certificate I	20,168	20,038	20,066	18,444
Non-award courses	27,942	19,616	10,179	11,471
Total	413,205	386,429	367,301	317,109

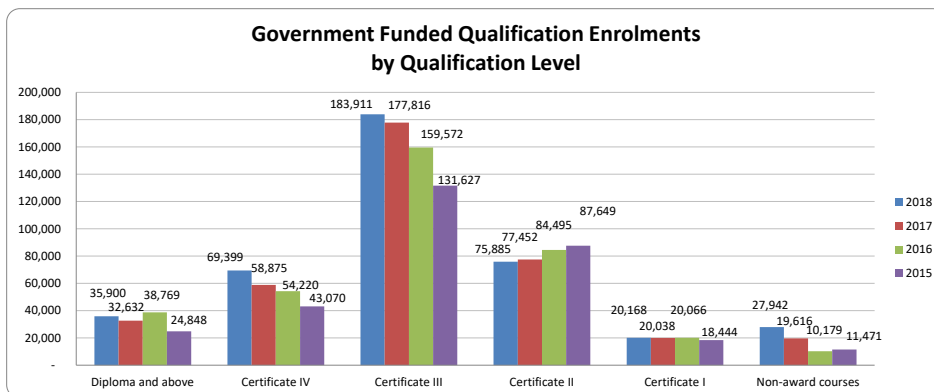
¹ Government-funded activity is classified as 'NSW' by the funding body.

Figure 1 NSW Government-funded enrolments by qualification level¹

For calendar year period

Extracted 04 October 2019

Source: NCVER's VOCStats



Total NSW VET Activity

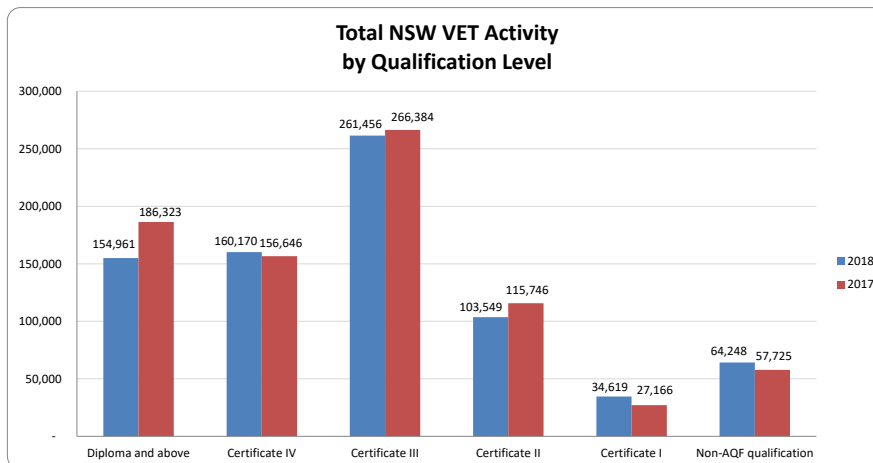
Total NSW VET activity is an estimate of all accredited VET training activity in NSW for the years shown – it includes government-subsidised training and fee-for-service training.

Table 2 Total NSW VET activity by qualification level
For Period 2017 and 2018 calendar year
Extracted 04 October 2019
Source: NCVET's VOCStats

Qualification level	2018	2017
Diploma and above	154,961	186,323
Certificate IV	160,170	156,646
Certificate III	261,456	266,384
Certificate II	103,549	115,746
Certificate I	34,619	27,166
Non-AQF qualification	64,248	57,725
Total	779,003	809,990

¹ Total VET activity is classified as 'NSW' by delivery location.

Figure 2 Total NSW VET activity by qualification level
For Period 2017 and 2018 calendar year
Extracted 01 January 2018 to 31 July 2019
Source: NCVET's VOCStats



Performance of NSW VET programs

Aboriginal programs and services

Elsa Dixon Aboriginal Employment Program

The Elsa Dixon Aboriginal Employment Program provides annual funding to organisations to support Aboriginal education, employment and training by:

- subsidising the salary, development and support costs of Aboriginal employees in a public service agency or local council
- funding innovative community projects
- supporting work experience for Aboriginal students in their final year of a degree or post-degree course.

Table 3 NSW Government-sector positions funded by the Elsa Dixon Aboriginal Employment Program by financial year

For Period (01 July 2018 to 31 July 2019)

Extracted 18 July 2019 (Supplied date)

Source: NSW Department of Education

Position funded	2018-19 ¹	2017-18
Graduate Position (no longer exists)	-	-
Permanent position	3	2
School-based position	61	51
Temporary position	3	3
Total	67	56

Table 4 Partnerships funded by the Elsa Dixon Aboriginal Employment Program by financial year

For Period (01 July 2018 to 31 July 2019)

Extracted 18 July 2019 (Supplied date)

Source: NSW Department of Education

Position funded	2018-19 ¹	2017-18
Partnerships	5	2

¹ The period covered is from 01 July 2018 to 31 July 2019.

Aboriginal programs and services

Aboriginal Enterprise Development Officer Program

The Aboriginal Enterprise Development Officer (AEDO) Program is a free program for Aboriginal people considering starting up their own business or expanding their current business.

Table 5 Outcomes for the Aboriginal Enterprise Development Officer Program by financial year
For Period (01 July 2018 to 31 July 2019)
Extracted 18 July 2019 (Supplied date)
Source: NSW Department of Education

	2018-19 ¹	2017-18
AEDO projects funded	8	8
AEDO new businesses established	50	51
Aboriginal employment positions created	76	88

¹ The period covered is from 01 July 2018 to 31 July 2019.

New Careers for Aboriginal People Program

The New Careers for Aboriginal People (NCAP) Program is a free program for Aboriginal people seeking employment and training advisory support services.

Table 6 Outcomes for the New Careers for Aboriginal People Program by financial year
For Period (01 July 2018 to 31 July 2019)
Extracted 18 July 2019 (Supplied date)
Source: NSW Department of Education

	2018-19 ¹	2017-18
NCAP projects funded ²	13	12
NCAP employment outcomes ³	641	739
NCAP training outcomes ⁴	871	888

¹ The period covered is from 01 July 2018 to 31 July 2019.

² Refers to not-for-profit, community-owned organisations that deliver the NCAP Program.

³ Number of individuals placed in employment and still in employment after three months.

⁴ Number of individuals who have completed an accredited training course or qualification.

The Way Ahead for Aboriginal People Program

The Way Ahead for Aboriginal People Program provides mentoring services for Aboriginal apprentices and trainees who need additional support in the workplace. Mentors are chosen because of their experience and acceptance within Aboriginal communities.

Source: NSW Department of Education

Table 7 Outcomes for The Way Ahead for Aboriginal People Program by financial year
For Period (01 July 2018 to 31 July 2019)
Extracted 18 July 2019 (Supplied date)
Source: NSW Department of Education

	2018-19 ¹	2017-18
Apprentices mentored	219	172
Trainees mentored	283	250
School-based apprentices or trainees mentored	134	186
Total	636	608

¹ The period covered is from 01 July 2018 to 31 July 2019.

Adult and Community Education programs

Adult and Community Education (ACE) training providers are not-for-profit, community-owned organisations with a primary focus on adult education. The ACE sector delivers courses relating to leisure, personal and community development, employment skills, preparation for VET and nationally recognised programs of study.

ACE data is collected quarterly and the most recent data available is the period 01 January 2019 to 30 June 2019.

Qualification enrolments by funding source

By commencements, continuing enrolments and completions

Table 8 Commencing, continuing and completed enrolments in qualifications by funding source
For Period (01 January 2019 to 30 June 2019)
Extracted 08 August 2019
Source: NSW Department of Education's ACE database

Funding source	Commencements	Continuing	Completions
Community service obligation (Smart and Skilled) ¹	1,107	160	137
Other government funding ² excluding Smart and Skilled ¹	556	301	134
Fee for service ¹	930	148	45
Total	2,593	609	316

¹ Includes part qualifications.

² Includes funding from the NSW Government and the Australian Government.

By number of students

Table 9 Number of students who commenced, continued and/or completed their enrolment in a qualification by funding source
For Period (01 January 2019 to 30 June 2019)
Extracted 08 August 2019
Source: NSW Department of Education's ACE database

Funding source ¹	Commencements	Continuing	Completions
Community service obligation (Smart and Skilled) ²	947	126	126
Other government funding excluding Smart and Skilled ²	531	283	123
Fee for service ²	913	148	45

¹ As a student may fall into more than one funding group this table does not include totals.

² Includes part qualifications.

Adult and Community Education programs

Subject-only enrolments by funding source

Subject-only enrolments include both accredited and non-accredited vocational training. However, all subjects delivered must be nationally approved with vocational intent (i.e. supporting employment outcomes), with no more than 20 per cent in non-accredited courses.

By commencements, continuing enrolments and completions

Table 10 Commencements, continuing enrolments and completions for subjects-only enrolments by funding source
For Period (01 January 2019 to 30 June 2019)
Extracted 08 August 2019
Source: NSW Department of Education's ACE database

Funding source	Commencements	Continuing	Completions ¹
Community service obligation (Smart and Skilled)	13,547	4,396	12,170
Other government funding ² excluding Smart and Skilled	2,426	493	2,282
Fee for service	11,548	148	11,209
Total	27,521	5,037	25,661

¹ Completion is where an enrolled student either:
- achieved competency achieved/passed
- was granted recognition of prior learning
- was deemed to have satisfactorily completed a non-assessable enrolment

² A subset of 'other government-funded activity' is the Tech Savvy Seniors Program which contributes to the NSW Ageing Strategy. In the

By number of students

Table 11 Number of students who commenced, continued and/or completed subject-only enrolments by funding source
For Period (01 January 2019 to 30 June 2019)
Extracted 08 August 2019
Source: NSW Department of Education's ACE database

Funding source ¹	Commencements	Continuing	Completions ²
Community service obligation (Smart and Skilled)	4,424	1,341	4,178
Other government funding ³ excluding Smart and Skilled	1,180	229	1,096
Fee for service	7,925	1,010	7,750

¹ As a student may fall into more than one funding group this table does not include totals.

² Completion is where an enrolled student either:
- achieved competency achieved/passed
- was granted recognition of prior learning
- was deemed to have satisfactorily completed a non-assessable enrolment

³ A subset of 'other government-funded activity' is the Tech Savvy Seniors Program which contributes to the NSW Ageing Strategy. In the reported period, there were 1,933 individual students enrolled in 6,096 subject-only enrolments.

Adult and Community Education programs

Community service obligations (CSO) funded enrolments in qualifications

By region

Table 12 Commencing, continuing and completed community service obligations (CSO) funded enrolments in qualifications by region
For Period (01 January 2019 to 30 June 2019)
Extracted 08 August 2019
Source: NSW Department of Education's ACE database

Region ¹	Commencements	Continuing	Completions
Capital Region	4	-	-
Central Coast	64	2	-
Central West	42	1	3
Coffs Harbour–Grafton	74	-	-
Far West and Orana	69	6	2
Hunter Valley excluding Newcastle	-	-	-
Illawarra	42	-	-
Mid North Coast	16	20	2
Murray	6	-	2
New England and North West	119	-	-
Newcastle and Lake Macquarie	7	35	-
Richmond–Tweed	142	4	1
Riverina	250	86	124
Southern Highlands and Shoalhaven	13	-	1
Sydney	259	6	2
Total	1,107	160	137

¹ For the area a region covers see Figure 6 on page 33.

By disadvantaged student group

Table 13 Commencing, continuing and completed CSO-funded enrolments in qualifications by disadvantaged student group
For Period (01 January 2019 to 30 June 2019)
Extracted 08 August 2019
Source: NSW Department of Education's ACE database

Disadvantaged student group ¹	Commencements	Continuing	Completions
Aboriginal or Torres Strait Islanders	193	40	39
Students with disabilities	446	114	70
Students living in a regional area	385	38	94
Students living in a remote area	570	127	133

¹ As a student may fall into more than one group this table does not include totals.

Adult and Community Education programs

Community service obligations (CSO) funded students doing qualifications

By region

Table 14 Number of CSO-funded students who commenced, continued and/or completed qualifications by region
For Period (01 January 2019 to 30 June 2019)
Extracted 08 August 2019
Source: NSW Department of Education's ACE database

Region ¹	Commencements	Continuing	Completions
Capital Region	4	-	-
Central Coast	64	2	-
Central West	30	1	2
Coffs Harbour–Grafton	73	-	-
Far West and Orana	61	6	2
Hunter Valley excluding Newcastle	-	-	-
Illawarra	34	-	-
Mid North Coast	16	20	2
Murray	5	-	2
New England and North West	119	-	-
Newcastle and Lake Macquarie	7	34	-
Richmond–Tweed	140	4	1
Riverina	157	53	114
Southern Highlands and Shoalhaven	13	-	1
Sydney	224	6	2
Total	947	126	126

¹ For the area a region covers see Figure 6 on page 33.

By disadvantaged student group

Table 15 Number of CSO-funded students who commenced, continued and/or completed qualifications by disadvantaged student group
For Period (01 January 2019 to 30 June 2019)
Extracted 08 August 2019
Source: NSW Department of Education's ACE database

Disadvantaged student group ¹	Commencements	Continuing	Completions
Aboriginal or Torres Strait Islanders	154	31	34
Students with disabilities	344	103	64
Students living in a regional area	351	36	78
Students living in a remote area	456	95	122

¹ As a student may fall into more than one group this table does not include totals.

Adult and Community Education programs

Community service obligations (CSO) funded subject-only enrolments

By region

Table 16 Commencing, continuing and completed CSO-funded enrolments for subjects only by region
For Period (01 January 2019 to 30 June 2019)
Extracted 08 August 2019
Source: NSW Department of Education's ACE database

Region ¹	Commencements	Continuing	Completions
Capital Region	352	156	315
Central Coast	1,258	189	1,085
Central West	1,030	9	995
Coffs Harbour–Grafton	1,228	354	1,172
Far West and Orana	530	2	506
Hunter Valley excluding Newcastle	–	–	–
Illawarra	414	358	374
Mid North Coast	1,576	644	1,459
Murray	264	22	212
New England and North West	1,036	54	1,015
Newcastle and Lake Macquarie	380	458	332
Richmond–Tweed	1,585	670	1,470
Riverina	410	25	365
Southern Highlands and Shoalhaven	567	364	496
Sydney	2,917	1,091	2,374
Total	13,547	4,396	12,170

¹ For the area a region covers see Figure 6 on page 33.

By disadvantaged student group

Table 17 Number of CSO-funded students who commenced, continued and/or completed enrolments in subjects only by disadvantaged student group
For Period (01 January 2019 to 30 June 2019)
Extracted 08 August 2019
Source: NSW Department of Education's ACE database

Disadvantaged student group ¹	Commencements	Continuing	Completions
Aboriginal or Torres Strait Islanders	2,582	835	2,316
Students with disabilities	4,041	1,717	3,623
Students living in a regional area	4,691	2,079	4,272
Students living in a remote area	5,259	994	4,959

¹ As a student may fall into more than one group this table does not include totals.

Adult and Community Education programs

Community service obligations (CSO) funded students doing subjects only

By region

Table 18 Number of CSO-funded students who commenced, continued and/or completed enrolments in subjects only by region
For Period (01 January 2019 to 30 June 2019)
Extracted 08 August 2019
Source: NSW Department of Education's ACE database

Region ¹	Commencements	Continuing	Completions
Capital Region	127	29	121
Central Coast	306	83	278
Central West	554	3	552
Coffs Harbour–Grafton	415	96	399
Far West and Orana	230	2	222
Hunter Valley excluding Newcastle	–	–	–
Illawarra	132	106	128
Mid North Coast	440	159	416
Murray	57	6	50
New England and North West	424	15	418
Newcastle and Lake Macquarie	97	122	88
Richmond–Tweed	542	175	520
Riverina	146	11	136
Southern Highlands and Shoalhaven	160	78	144
Sydney	794	456	706
Total	4,424	1,341	4,178

¹ For the area a region covers see Figure 6 on page 33.

By disadvantaged student group

Table 19 Number of CSO-funded students who commenced, continued and/or completed enrolments in subjects only by disadvantaged student group
For Period (01 January 2019 to 30 June 2019)
Extracted 08 August 2019
Source: NSW Department of Education's ACE database

Disadvantaged student group ¹	Commencements	Continuing	Completions
Aboriginal or Torres Strait Islanders	769	231	722
Students with disabilities	1,297	545	1,212
Students living in a regional area	1,438	580	1,359
Students living in a remote area	2,034	269	1,972

¹ As a student may fall into more than one group this table does not include totals.

Apprenticeships and traineeships

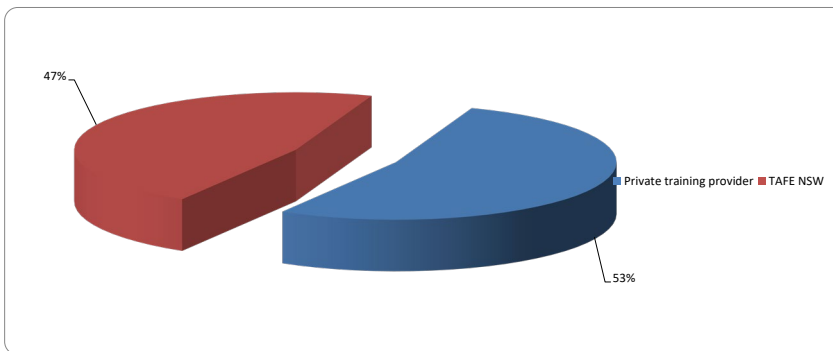
Training contract approvals for apprenticeships and traineeships

By training provider type

Table 20 Training contract approvals by training provider type
 For Period YTD: 01 January to 30 September 2019; previous YTD: 01 January to 30 September 2018; and 2018 calendar year
 Extracted 01 October 2019
 Source: The NSW Department of Education's Integrated Vocational Education and Training System (IVETS).

Training provider type	YTD	Previous YTD	Previous CY
Private training provider	19,327	18,598	24,315
TAFE NSW	17,137	18,454	21,927
Total	36,464	37,052	46,242

Figure 3 Training contract approvals by training provider type (YTD: 01 January to 30 September 2019)
 For Period YTD: 01 January to 30 September 2019; previous YTD: 01 January to 30 September 2018; and 2018 calendar year
 Extracted 01 October 2019
 Source: The NSW Department of Education's Integrated Vocational Education and Training System (IVETS).



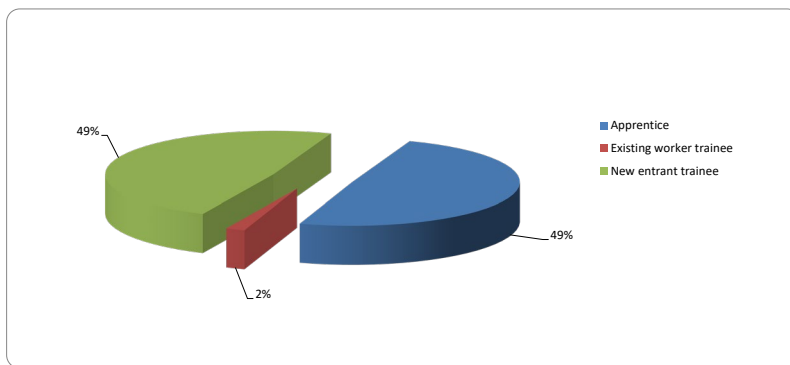
Apprenticeships and traineeships

By student type

Table 21 Training contract approvals by student type
For Period YTD: 01 January to 30 September 2019; previous YTD: 01 January to 30 September 2018; and 2018 calendar year
Extracted 01 October 2019
Source: The NSW Department of Education's Integrated Vocational Education and Training System (IVETS).

Student type	YTD	Previous YTD	Previous CY
Apprentice	18,044	18,510	22,276
Existing worker trainee	674	693	863
New entrant trainee	17,746	17,849	23,103
Total	36,464	37,052	46,242

Figure 4 Training contract approvals by student type
For Period YTD: 01 January to 30 September 2019
Extracted 01 October 2019
Source: The NSW Department of Education's Integrated Vocational Education and Training System (IVETS).



By disadvantaged student group

Table 22 Training contract approvals by disadvantaged student group
For Period YTD: 01 January to 30 September 2019; previous YTD: 01 January to 30 September 2018; and 2018 calendar year
Extracted 01 October 2019
Source: The NSW Department of Education's Integrated Vocational Education and Training System (IVETS).

Disadvantaged student group ¹	YTD	Previous YTD	Previous CY
Aboriginal or Torres Strait Islanders	2,752	2,727	3,333
Students with disabilities	1,053	1,068	1,332
Students living in a regional area	7,411	7,497	9,290
Students living in a remote area	8,147	8,068	9,878
Women in non-traditional trades	673	616	766

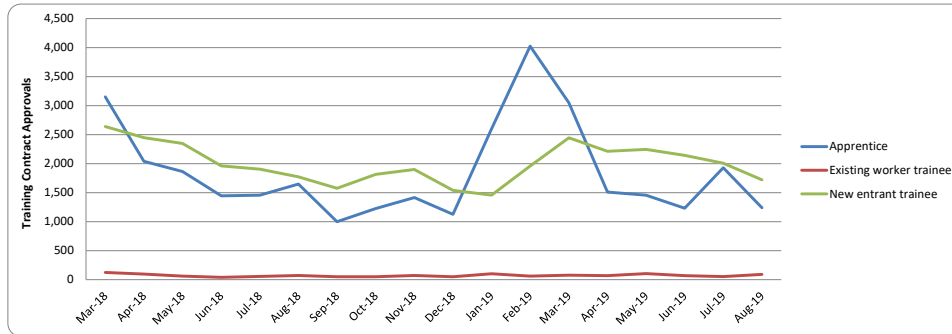
¹ As a student may fall into more than one group this table does not include totals. Also, data is not collected about individuals on a training contract who hold a humanitarian visa or are long-term unemployed.

Apprenticeships and traineeships

By month (for previous 18 months)

Figure 5 Training contract approvals by month
For Period previous 18 months
Extracted 01 October 2019

Source: The NSW Department of Education's Integrated Vocational Education and Training System (IVETS).



By region

Table 23 Training contract approvals by region
For Period YTD: 01 January to 30 September 2019; previous YTD: 01 January to 30 September 2018; and 2018 calendar year
Extracted 01 October 2019

Source: The NSW Department of Education's Integrated Vocational Education and Training System (IVETS).

Region ¹	YTD	Approvals as % of a region's population (YTD)	Previous YTD	Previous CY
Capital Region	1,283	0.62%	1,208	1,472
Central Coast	1,491	0.48%	1,484	1,771
Central West	1,274	0.65%	1,233	1,512
Coffs Harbour–Grafton	704	0.54%	630	789
Far West and Orana	705	0.62%	763	922
Hunter Valley excluding Newcastle	1,775	0.73%	1,637	2,049
Illawarra	1,426	0.52%	1,634	2,015
Mid North Coast	1,086	0.54%	1,062	1,312
Murray	738	0.67%	662	829
New England and North West	1,205	0.68%	1,271	1,537
Newcastle and Lake Macquarie	2,431	0.71%	2,356	2,911
Richmond–Tweed	959	0.42%	1,044	1,276
Riverina	1,299	0.87%	1,300	1,645
Southern Highlands and Shoalhaven	711	0.52%	790	972
Sydney	18,424	0.42%	19,369	24,340
Unknown ²	953	N/A	609	890
Total	36,464	0.51%	37,052	46,242

¹ For the area a region covers see Figure 6 on page 33.

² Not enough data to map training location to a NSW region.

Apprenticeships and traineeships

Top five Apprenticeships and Traineeships by training contract approvals

Top five Apprenticeships for year to date

Table 24 Top five apprenticeship by qualification

For Period YTD: 01 January to 30 September 2019

Extracted 01 October 2019

Source: The NSW Department of Education's Integrated Vocational Education and Training System (IVETS).

Apprenticeship qualification	YTD
Electrotechnology - Electrician Certificate III	2,748
Carpentry Certificate III	2,268
Plumbing Certificate III	1,379
Automotive - Light Vehicle Mechanical Technology Certificate III	1,163
Hospitality - Commercial Cookery Certificate III	805

Top five Apprenticeships for previous year to date

Table 25 Top five apprenticeship by qualification

For Period previous YTD: 01 January to 30 September 2018

Extracted 01 October 2019

Source: The NSW Department of Education's Integrated Vocational Education and Training System (IVETS).

Apprenticeship qualification	Previous YTD
Electrotechnology - Electrician Certificate III	2,888
Carpentry Certificate III	2,666
Plumbing Certificate III	1,588
Automotive - Light Vehicle Mechanical Technology Certificate III	1,205
Hospitality - Commercial Cookery Certificate III	816

Top five Traineeships for year to date

Table 26 Top five traineeships by qualification

For Period YTD: 01 January to 30 September 2019

Extracted 01 October 2019

Source: The NSW Department of Education's Integrated Vocational Education and Training System (IVETS).

Traineeship qualification	YTD
Community Services - Early Childhood Education and Care Certificate III	2,401
Retail Certificate III	1,643
Business Services - Customer Engagement Certificate III	959
Transport and Logistics - Driving Operations Certificate III	950
Transport and Logistics - Warehousing Operations Certificate III	742

Apprenticeships and traineeships

Top five traineeships for previous year to date

Table 27 Top five traineeships by qualification (previous YTD: 01 January to 30 September 2018)
For Period previous YTD: 01 January to 30 September 2018
Extracted 01 October 2019

Source: The NSW Department of Education's Integrated Vocational Education and Training System (IVETS).

Traineeship qualification	Previous YTD
Community Services - Early Childhood Education and Care Certificate III	2,136
Retail Certificate III	1,493
Business Services - Customer Engagement Certificate III	984
Transport and Logistics - Driving Operations Certificate III	963
Hospitality Certificate III	826

Apprentices and trainees in training

Table 28 Number of apprentices and trainees in training
As at 01 October 2019

Extracted 01 October 2019

Source: The NSW Department of Education's Integrated Vocational Education and Training System (IVETS).

Student type	Number
Apprentices	59,882
Existing worker trainees	1,389
New entrant trainees	28,885
Total	90,156

Training contract completion rates for Apprenticeships and Traineeships

Table 29 Contract completion rates for apprenticeships and traineeships
For Period calendar years 2017 and 2018
Extracted 01 October 2019

Source: The NSW Department of Education's Integrated Vocational Education and Training System (IVETS).

Contract type	2018 (%)	2017 (%)
Apprenticeship	59.0%	58.9%
Traineeship	61.2%	62.0%
Total	60.3%	60.7%

Apprenticeships and traineeships

Bert Evans Apprentice Scholarships

The Bert Evans Apprentice Scholarships assist apprentices in NSW who have demonstrated:

- hardship in their personal circumstances
- an aptitude for VET that will lead them to complete their trade training successfully
- a positive attitude and application in the workplace and in off-the-job training.

Source: NSW Department of Education

Table 30 Number of students receiving a Bert Evans Scholarship
For Period calendar years 2016, 2017 and 2018
Extracted 14 September 2018

Source: NSW Department of Education

	2018	2017	2016
Scholarships awarded	85	75	72

Smart and Skilled Program

Smart and Skilled is a NSW Government initiative to create a successful contestable VET market in NSW, achieve the goals of VET reform and the skill priorities of NSW.

Smart and Skilled delivers subsidised training under A703 two broad categories known as 'program streams'— these are Entitlement and Targeted Priorities.

The Entitlement program stream encourages individuals to gain a post-school qualification at the Certificate I, II or III level and also includes apprenticeships and traineeships (which may be at the Certificate IV, Diploma or Advanced Diploma level). The Targeted Priorities program stream encourages individuals to gain a post-school qualification at the Certificate IV, Diploma or Advanced Diploma level.

Each program stream contains several 'programs'. The Entitlement program stream contains the:

- Entitlement Foundation Skills Program
- Entitlement Full Qualifications Program
- Entitlement Apprenticeships and Traineeships Program.

The Targeted Priorities program stream contains the:

- Targeted Priorities Full Qualifications Program
- Targeted Priorities Prevocational and Part Qualification Program.

A student may participate in more than one Smart and Skilled program, training provider or region.

Smart and Skilled commenced on 1 January 2015. Please consider this when comparing 2015 YTD and 2016 YTD data.

Enrolments

By Smart and Skilled program

Table 31 Commencing, continuing and completed enrolments by Smart and Skilled program
For Period YTD: 01 January to 30 September 2019; previous YTD: 01 January to 30 September 2018; and 2018 calendar year
Extracted 01 December 2019

Source: The NSW Department of Education's Integrated Vocational Education and Training System (IVETS).

Smart and Skilled program	Commencements	Continuing	Completions
Entitlement – Apprenticeships	21,654	23,734	4,068
Entitlement – Traineeships	14,978	5,815	7,059
Entitlement Foundation Skills	18,247	239	4,959
Entitlement Full Qualifications	67,131	8,120	19,110
Other (Full Qualifications) ¹	1	-	-
Targeted Priorities (TP) Full Qualifications	8,491	4,122	4,016
TP Prevocational and Part Qualifications –Pre apprenticeship ²	863	1	-
TP Prevocational and Part Qualifications –Pre traineeship ³	1,522	24	-
TP Prevocational and Part Qualifications – Prevocational ³	3,503	28	-
TP Prevocational and Part Qualifications – Targeted Skills ⁴	23,944	477	161
Total	160,334	42,560	39,373

¹ The training falls under an existing Smart and Skilled program but could not be processed with the standard method.

² Part qualifications that assist individuals to gain an apprenticeship or traineeship.

³ Part or full qualifications that assist individuals to gain employment or enrol in further education.

⁴ Part qualifications for priority groups and industries to assist individuals to upgrade their training and/or learn new skills for employment.

Smart and Skilled Program

By disadvantaged student group

Table 32 Commencing, continuing and completed enrolments by disadvantaged student group
For Period YTD: 01 January to 30 September 2019
Extracted 01 December 2019

Source: The NSW Department of Education's Integrated Vocational Education and Training System (IVETS).

Disadvantaged student group ¹	Commencements	Continuing	Completions
Aboriginal or Torres Strait Islanders	18,012	3,282	2,898
Students with disabilities	15,436	1,838	3,349
Humanitarian visa holders	3,766	146	942
Long-term unemployed	7,305	801	1,692
Students living in a regional area	34,121	8,984	8,440
Students living in a remote area	13,529	3,048	2,577

¹ As a student may fall into more than one group this table does not include totals.

By region

Table 33 Commencing, continuing and completed enrolments by region
For Period YTD: 01 January to 30 September 2019
Extracted 01 December 2019

Source: The NSW Department of Education's Integrated Vocational Education and Training System (IVETS).

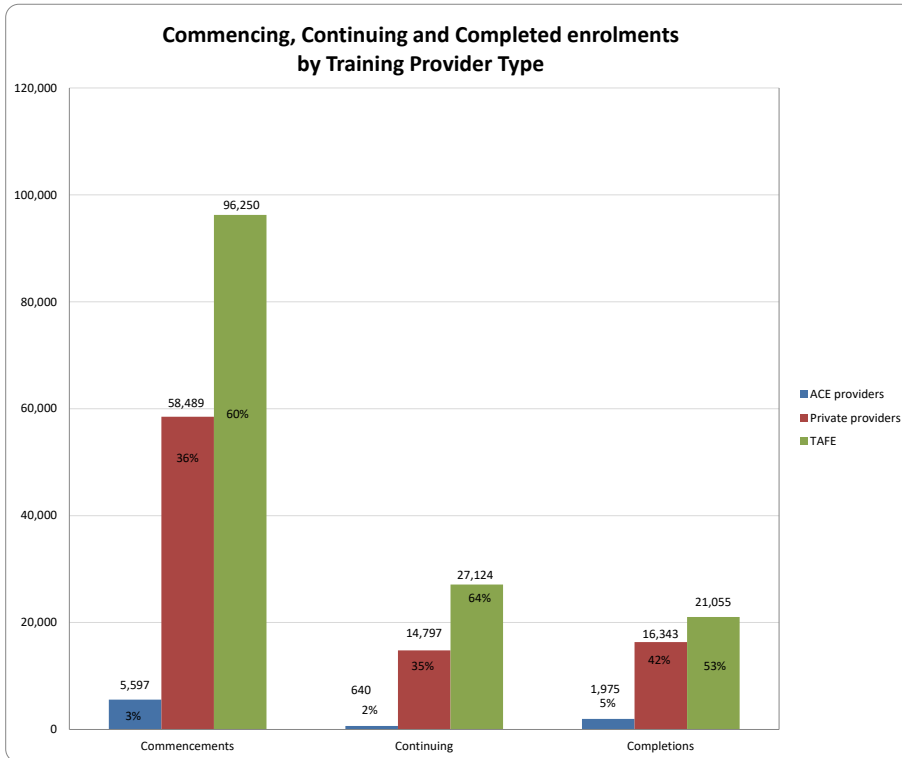
Region ¹	Commencements	Continuing	Completions
Capital Region	3,363	592	598
Central Coast	5,996	1,624	1,920
Central West	7,133	1,363	1,240
Coffs Harbour–Grafton	3,722	976	916
Far West and Orana	5,008	874	663
Hunter Valley excluding Newcastle	5,929	1,909	1,712
Illawarra	6,813	1,917	1,821
Mid North Coast	6,908	1,488	1,513
Murray	1,536	443	407
New England and North West	6,979	1,374	1,413
Newcastle and Lake Macquarie	10,356	2,941	2,831
Richmond–Tweed	5,545	1,328	1,622
Riverina	4,323	1,320	907
Southern Highlands and Shoalhaven	2,592	702	634
Sydney	83,981	23,497	21,157
Total	160,184	42,348	39,354

¹ For the area a region covers see Figure 6 on page 33.

Smart and Skilled Program

By training provider type

Figure 4 Commencing, continuing and completed enrolments by training provider type
 For Period YTD: 01 January to 30 September 2019
 Extracted 01 December 2019
 Source: The NSW Department of Education's Integrated Vocational Education and Training System (IVETS).



Smart and Skilled Program

Students

A student may participate in more than one Smart and Skilled program, training provider or region.

By Smart and Skilled program

Table 34 Number of students who commenced, continued and/or completed a qualification or accredited course under a Smart and Skilled program
For Period YTD: 01 January to 30 September 2019
Extracted 01 December 2019
Source: The NSW Department of Education's Integrated Vocational Education and Training System (IVETS).

Smart and Skilled program	Commencements	Continuing	Completions
Entitlement – Apprenticeships	21,359	23,582	4,067
Entitlement – Traineeships	14,684	5,799	7,053
Entitlement Foundation Skills	15,348	239	4,818
Entitlement Full Qualifications	62,502	8,093	18,839
Other (Full Qualifications) ¹	1	-	-
Targeted Priorities (TP) Full Qualifications	8,148	4,002	3,966
TP Prevocational and Part Qualifications – Part Qualifications Pre apprenticeship ²	862	1	-
TP Prevocational and Part Qualifications – Part Qualifications Pre traineeship ²	1,504	24	-
TP Prevocational and Part Qualifications – Part Qualifications Prevocational ³	3,445	28	-
TP Prevocational and Part Qualifications – Targeted Skills ⁴	21,617	476	161
Overall unique student number⁵	142,860	42,096	38,589

¹ The training falls under an existing Smart and Skilled program but could not be processed with the standard method.

² Part qualifications that assist individuals to gain an apprenticeship or traineeship.

³ Part or full qualifications that assist individuals to gain employment or enrol in further education.

⁴ Part qualifications for priority groups and industries to assist individuals to upgrade their training and/or learn new skills for employment.

⁵ The overall unique student number is not a total.

By region

Table 35 Number of students who commenced, continued and/or completed a qualification or accredited course under a Smart and Skilled program by region
For Period YTD: 01 January to 30 September 2019
Extracted 01 December 2019
Source: The NSW Department of Education's Integrated Vocational Education and Training System (IVETS).

Region ¹	Commencements	Commencements as % of a region's population	Continuing	Completions
Capital Region	3,123	1.50%	588	589
Central Coast	5,623	1.80%	1,618	1,905
Central West	6,258	3.18%	1,353	1,179
Coffs Harbour–Grafton	3,296	2.52%	968	907
Far West and Orana	4,280	3.77%	867	640
Hunter Valley excluding Newcastle	5,516	2.27%	1,906	1,695
Illawarra	6,345	2.30%	1,911	1,798
Mid North Coast	6,293	3.13%	1,466	1,464
Murray	1,446	1.31%	440	402
New England and North West	6,038	3.43%	1,361	1,344

Smart and Skilled Program

Table 35 Number of students who commenced, continued and/or completed a qualification or accredited course under a Smart and Skilled program by region (Cont.)

For Period YTD: 01 January to 30 September 2019

Extracted 01 December 2019

Source: The NSW Department of Education's Integrated Vocational Education and Training System (IVETS).

Region ¹	Commencements	Commencements as % of a region's population	Continuing	Completions
Newcastle and Lake Macquarie	9,601	2.80%	2,926	2,807
Richmond-Tweed	4,854	2.13%	1,318	1,570
Riverina	4,015	2.67%	1,315	904
Southern Highlands and Shoalhaven	2,375	1.73%	699	626
Sydney	75,962	1.73%	23,236	20,838

¹ For the area a region covers see Figure 6 on page 33.

² The overall unique student number is not the same as a total.

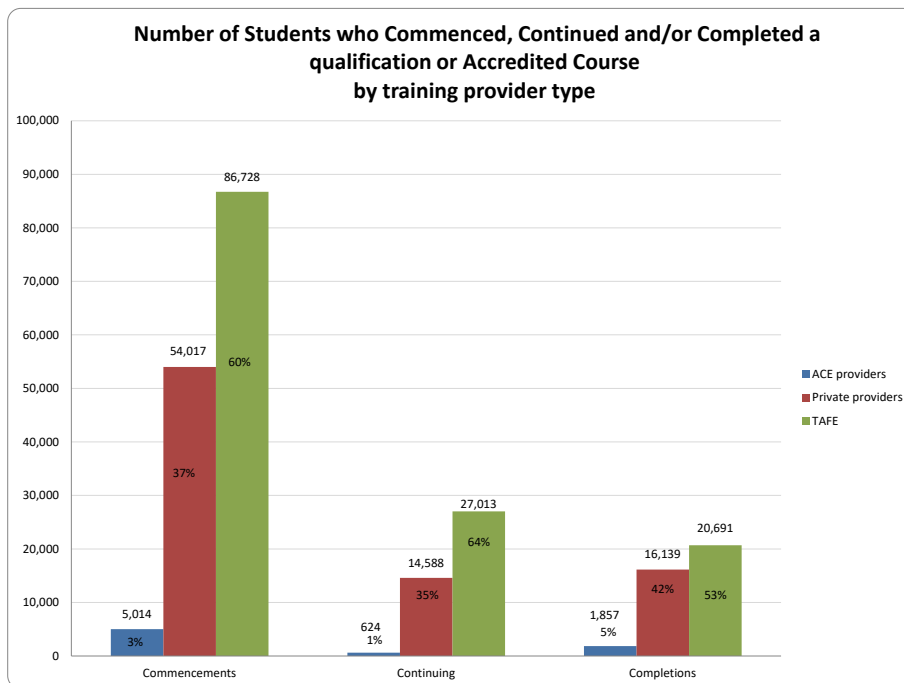
By training provider type

Figure 5 Number of students who commenced, continued and/or completed a qualification or accredited course by training provider type

For Period YTD: 01 January to 30 September 2019

Extracted 01 December 2019

Source: The NSW Department of Education's Integrated Vocational Education and Training System (IVETS).



Smart and Skilled Program

Smart and Skilled training providers

A 'Smart and Skilled training provider' means a registered training organisation the NSW Department of Education that has contracted to offer government-subsidised training under Smart and Skilled.

By Smart and Skilled programs with regional approvals

Table 36 Number of Smart and Skilled training providers with regional training delivery approvals by Smart and Skilled program
As at 01 December 2019
Extracted 01 December 2019
Source: The NSW Department of Education's Integrated Vocational Education and Training System (IVETS).

Region ¹	No. of approved training providers	
	Entitlement Full Qualifications Program	Targeted Priorities Full Qualification Program
Capital Region	23	19
Central Coast	42	31
Central West	26	23
Coffs Harbour–Grafton	17	17
Far West and Orana	25	10
Hunter Valley excluding Newcastle	36	25
Illawarra	41	34
Mid North Coast	24	26
Murray	10	10
New England and North West	22	25
Newcastle and Lake Macquarie	49	33
Richmond–Tweed	25	24
Riverina	25	27
Southern Highlands and Shoalhaven	24	24
Sydney	151	164

¹ For the area a region covers see Figure 6 on page 33.

By Smart and Skilled programs with state wide approvals

Table 37 Number of Smart and Skilled training providers with state wide training delivery approvals by Smart and Skilled program
As at 01 December 2019
Extracted 01 December 2019
Source: The NSW Department of Education's Integrated Vocational Education and Training System (IVETS).

Smart and Skilled program	Training providers
Entitlement Apprenticeships and Traineeships	289
Entitlement Foundation Skills	33

Smart and Skilled Program

Top 10 qualifications

By commencements

Table 38 Top 10 qualifications by commencements
For Period YTD: 01 January to 30 September 2019
Extracted 01 December 2019

Source: The NSW Department of Education's Integrated Vocational Education and Training System (IVETS).

Qualification	Commencements
Certificate III in Individual Support	8,522
Certificate III in Early Childhood Education and Care	7,526
Certificate III in Business Administration	4,966
Certificate III in Electrotechnology Electrician	3,731
Certificate III in Carpentry	3,504
Certificate III in Hospitality	2,963
Certificate III in Retail	2,781
Certificate III in Community Services	2,332
Certificate III in Education Support	2,330
Certificate II in Animal Studies	2,231

By continuing enrolments

Table 39 Top 10 qualifications by continuing enrolments
For Period YTD: 01 January to 30 September 2019
Extracted 01 December 2019

Source: The NSW Department of Education's Integrated Vocational Education and Training System (IVETS).

Qualification	Continuing
Certificate III in Electrotechnology Electrician	5,485
Certificate III in Carpentry	3,599
Certificate III in Plumbing	2,213
Certificate III in Light Vehicle Mechanical Technology	1,660
Certificate III in Engineering - Fabrication Trade	1,171
Certificate III in Early Childhood Education and Care	1,159
Certificate III in Air-conditioning and Refrigeration	1,084
Certificate III in Individual Support	876
Diploma of Early Childhood Education and Care	865
Certificate III in Warehousing Operations	806

By completions

Table 40 Top 10 qualifications by completions
For Period YTD: 01 January to 30 September 2019
Extracted 01 December 2019

Source: The NSW Department of Education's Integrated Vocational Education and Training System (IVETS).

Qualification	Completions
Certificate III in Individual Support	2,921
Certificate III in Early Childhood Education and Care	2,512
Certificate III in Business Administration	1,592
Certificate III in Retail	1,086
Certificate III in Hospitality	1,025
Certificate I in Information, Digital Media and Technology	875
Certificate III in Warehousing Operations	845
Certificate III in Business	723
Diploma of Early Childhood Education and Care	653
Certificate III in Carpentry	617

Smart and Skilled Program

Fee-Free Scholarships

Fee-Free Scholarships are part of the NSW Government's commitment under the Reskilling NSW strategy. The strategy provides \$48 million over four years for 200,000 Smart and Skilled concession-eligible 15 to 30 year olds. Fee-Free Scholarships are available to eligible students who undertake study with an approved Smart and Skilled training provider for a qualification from certificate level I to IV that is on the NSW Skills List, with priority giving to eligible social housing residents. Fee-Free Scholarships have been available since 1 July 2015.

By region and training provider type

Table 41 Number of Fee-Free Scholarships by region and training provider type

For Period 01 July 2015 to 30 September 2019

Extracted 01 October 2019

Source: The NSW Department of Education's Integrated Vocational Education and Training System (IVETS).

Region ¹	Fee-Free Scholarships	Training provider type	
		TAFE NSW	Private training provider
Capital Region	1,734	1,038	696
Central Coast	4,284	2,544	1,740
Central West	2,935	2,246	689
Coffs Harbour–Grafton	3,223	2,754	469
Far West and Orana	970	717	253
Hunter Valley excluding Newcastle	3,269	1,989	1,280
Illawarra	4,346	2,313	2,033
Mid North Coast	5,209	4,212	997
Murray	959	615	344
New England and North West	2,346	1,941	405
Newcastle and Lake Macquarie	6,291	4,156	2,135
Richmond–Tweed	4,459	3,687	772
Riverina	2,094	1,298	796
Southern Highlands and Shoalhaven	1,535	692	843
Sydney	36,263	27,102	9,161
Total	79,917	57,304	22,613

¹ For the area a region covers see Figure 6 on page 33.

By region and selected student characteristics

Table 42 Number of Fee-Free Scholarships by region and selected student characteristics

For Period 01 July 2015 to 30 September 2019

Extracted 01 October 2019

Source: The NSW Department of Education's Integrated Vocational Education and Training System (IVETS).

Region ¹	Male	Female	Living in social housing	Holding a humanitarian visa
Capital Region	575	1,157	121	2
Central Coast	1,335	2,946	271	3
Central West	935	1,998	178	4
Coffs Harbour–Grafton	1,185	2,037	107	54
Far West and Orana	374	596	33	-
Hunter Valley excluding Newcastle	1,070	2,199	204	3
Illawarra	1,724	2,620	507	44
Mid North Coast	1,792	3,414	154	1
Murray	343	616	94	22
New England and North West	711	1,632	127	4
Newcastle and Lake Macquarie	2,634	3,655	488	26
Richmond–Tweed	1,746	2,707	112	2
Riverina	695	1,399	187	8
Southern Highlands and Shoalhaven	606	928	165	-
Sydney	11,865	24,380	2,708	1,049
Total	27,590	52,284	5,456	1,222

¹ For the area a region covers see Figure 6 on page 33.

Smart and Skilled Program

Table 43 Number of Fee-Free Scholarships by region and age cohort

For Period 01 July 2015 to 30 September 2019

Extracted 01 December 2019

Source: The NSW Department of Education's Integrated Vocational Education and Training System (IVETS).

Region ¹	15–19 years	20–24 years	25–30 years
Capital Region	680	587	459
Central Coast	1,689	1,379	1,100
Central West	991	1,013	918
Coffs Harbour–Grafton	1,282	1,058	860
Far West and Orana	332	356	278
Hunter Valley excluding Newcastle	1,353	1,117	778
Illawarra	1,577	1,652	1,094
Mid North Coast	2,045	1,674	1,452
Murray	373	344	241
New England and North West	845	813	673
Newcastle and Lake Macquarie	2,406	2,259	1,566
Richmond–Tweed	1,785	1,463	1,177
Riverina	661	755	669
Southern Highlands and Shoalhaven	570	542	401
Sydney	11,161	12,851	11,919
Total	27,750	27,863	23,585

¹ For the area a region covers see Figure 6 on page 33.

Glossary

ACE	Adult and Community Education
Accredited vocational training	Education approved by the Australian Skills Quality Authority.
Active provider	A Smart and Skilled contracted training provider who has delivered training under their Smart and Skilled contract.
Adult and Community Education	A not-for profit, community-owned organisation with a primary focus on adult education. The ACE sector delivers courses relating to leisure, personal and community development, employment skills, preparation for VET and nationally recognised programs of study.
AEDO	Aboriginal Enterprise Development Officer Program
Apprentice	An employee who is party to an apprenticeship to learn a trade on-the-job under a qualified tradesperson and off-the-job with a registered training organisation.
Approval (training contract)	The official confirmation by Training Services NSW that an apprenticeship or traineeship has commenced with an employer.
Approved (training provider)	A training provider has been offered and has accepted a Smart and Skilled contract.
Approved qualification	A qualification that a training provider is approved to deliver under Smart and Skilled.
AQF	Australian Quality Framework
ASDB	The NSW Department of Education's Aboriginal Services Database.
ATSI	Aboriginal or Torres Strait Islander
Australian Quality Framework	<p>The national policy for regulated qualifications in the Australian education and training system.</p> <p>The AQF incorporates the quality assured qualifications from each education and training sector into a single comprehensive national qualifications framework. The AQF defines the qualification levels issued by schools, vocational education and training providers and higher education.</p> <p>The AQF qualifications that apply to VET are Certificate levels I to IV, Diploma and Advanced Diploma, as well as Graduate Certificate and Graduate Diploma.</p> <p>Maintaining the AQF is a shared responsibility of the Commonwealth, state and territory governments.</p>
Bert Evans Apprentice Scholarships	<p>These scholarships assist apprentices in NSW who have demonstrated:</p> <ul style="list-style-type: none"> • hardship in their personal circumstances • an aptitude for VET that will lead them to complete their trade training successfully • a positive attitude and application in the workplace and in off-the-job training. <p>A maximum of 50 scholarships are awarded annually, including 10 NSW Country Apprentice Scholarships.</p>
Commencement	Occurs when a student begins to participate in training for a qualification or accredited course; or, for a subject-only enrolment, begins to participate in a module or unit of competency that is scheduled to be completed in the current year.
Commitment	Represents a commitment by government to subsidise a training provider for the cost of training an approved prospective student in an approved qualification, accredited course or subject-only enrolment.
Community service obligation (CSO)	A service with an identifiable community or social benefit that cannot be supplied under commercial costs and conditions, and that government subsidises.
Continuing	A student who is continuing training for a qualification or accredited course in a subsequent year to the commencement year and who is still training at the time of this report; or, for a subject-only enrolment, an enrolment in a module or unit of competency that is scheduled to be completed in a future year.
Completion	A student who has successfully completed a qualification or accredited course; or, for a subject-only enrolment, has completed a module or unit of competency.
Completion Rate	
CSO	Community service obligation
Disadvantaged student group	A student who falls into one or more equity categories of: being an Aboriginal or Torres Strait Islander, being disabled, being a humanitarian visa holder, being long-term unemployed, or living in a regional or remote area.

Enrolment	The engagement and participation of a student in an approved qualification, accredited course or subject-only training.
Existing worker trainee	A long-term employee (greater than three months full time or 12 months part time) who is party to a traineeship to learn a recognised vocation on-the-job under supervision and off-the-job with a training provider.
Fee for service	A VET qualification or accredited course that is not subsidised by government (a student or their employer pays the full fee for the training).
Fee-Free Scholarships	Part of the NSW Government's commitment under the Reskilling NSW strategy. It provides \$48 million over 4 years (starting on 1 July 2015) for 200,000 scholarships. The scholarships cover the fee for any Certificate I to IV level qualification on the NSW Skills List. To be eligible, a student must be aged between 15 and 30 years and eligible for Smart and Skilled's concession fee (with priority given to social housing residents); or living (or have lived) in out-of-home care; or someone who has experienced (or is experiencing) domestic/family violence.
FY	Financial year
Jobs of Tomorrow Scholarships	The Program provides \$25 million over four years (starting in 2016) for 25,000 scholarships in science, technology, engineering and mathematics (STEM) VET qualifications. Eligible students receive a \$1,000 scholarship to encourage them to enrol and complete a STEM qualification. In each calendar year, the first 6,250 eligible students who apply and commence training will be offered a scholarship.
IVETS	The NSW Department of Education's Integrated Vocational Education and Training Services database.
NCAP	New Careers for Aboriginal People Program
NCVER	National Centre for Vocational Education Research
New entrant trainee	An employee who is party to a traineeship to learn a recognised vocation on-the-job under supervision and off-the-job with a training provider.
Non-accredited vocational training	Education with a vocational intent that is non-assessable and not recognised under the AQF.
NSW Ageing Strategy	NSW Government commitment to support seniors in the community with a range of programs and initiatives.
Private training provider	A non-TAFE training provider that is registered with the Australian Skills Quality Authority, and can deliver nationally recognised courses and award AQF VET qualifications.
Qualification	A nationally recognised qualification under the Australian Qualifications Framework (AQF).
Recognition of prior learning	Recognition of prior learning (RPL) involves the assessment of the previously unrecognised skills and knowledge an individual has achieved outside the formal education and training system. This assessment determines the extent to which that individual has achieved the required learning outcomes, competency outcomes, or standards for entry to, and/or partial or total completion of a program of study without the need for further study.
Region	There are 15 training regions (which are based on Australian Bureau of Statistics SA4 level). See Figure 6 on page 32.
Regional	A classification of a student's residence using the Australian Bureau of Statistics Accessibility/Remoteness Index of Australia.
Registered training organisation (RTO)	An training provider that is registered with the Australian Skills Quality Authority – which allows them to deliver nationally courses and award AQF VET qualifications.
Remote	A classification of a student's residence using the Australian Bureau of Statistics Accessibility/Remoteness Index of Australia.
Reskilling NSW strategy	An NSW Government initiative to help individuals get a job by giving them better access to VET.
Returned (contract)	A training provider that has chosen to withdraw from its Smart and Skilled contract.
Smart and Skilled	NSW Government initiative to create a successful contestable VET market in NSW, and achieve the goals of VET reform and the skill priorities of NSW.
Smart and Skilled program	A subset of Smart and Skilled government-subsidised training with specific characteristics.

Status (training provider)	Indicates whether a Smart and Skilled training provider's contract has been approved, suspended, returned or terminated.
Subject-only enrolment	An enrolment in a module or unit of competency that is not intended to lead to the issue of a qualification or accredited course.
Suspended (training provider)	A training provider's Smart and Skilled contract has been temporarily suspended for one or more breaches of contract conditions.
TAFE NSW	The NSW Government's public training provider of VET in NSW.
Tech Savvy Seniors Program	A joint NSW Government and Telstra initiative that provides grants to ACE providers to deliver training in the use of smart technologies to people over 60 years of age.
Terminated (training provider)	A training provider's Smart and Skilled contract has been terminated for one or more breaches of contract conditions.
Total VET activity	All accredited VET activity from all training providers (unless granted an exemption) in accordance with the National VET Provider Collection Data Requirements Policy.
Trade	The occupation to which an apprenticeship leads.
Training contract	The mutual agreement between an employer and apprentice or trainee.
Training contract type	A training contract can be either an apprenticeship, an existing worker traineeship or a new entrant traineeship.
Training provider	A training provider that is registered with the Australian Skills Quality Authority, and can deliver nationally recognised courses and award AQF VET qualifications.
VET	Vocational education and training
VET FEE-HELP	An Australian Government income-contingent loan scheme for VET students. A loan covers a student's fees. The student is only required to pay back the loan when their income reaches a set level.
Vocation	The occupation to which a traineeship leads.
Vocational Training Assistance	Provided through the Vocational Training Assistance Scheme (VTAS) – a program that provides eligible apprentices and trainees with monetary assistance to attend off-the-job training during the term of their apprenticeship or traineeship. Existing worker trainees are ineligible to claim vocational training assistance. Current rates for travel are 12 cents per kilometre and \$28 per night for accommodation, and a one-off payment of up to \$2,000 for a student who has to relocate.
VTAS	Vocational Training Assistance Scheme
Woman in non-traditional trades	Currently, 167 out of a total 1,211 trades are considered to be non traditional trades for women. Examples include Certificate III in Aeroskills (Mechatronics) and Certificate III in Solid Plastering.
YTD	Year to date

NSW training regions

Figure 6 Training regions in NSW

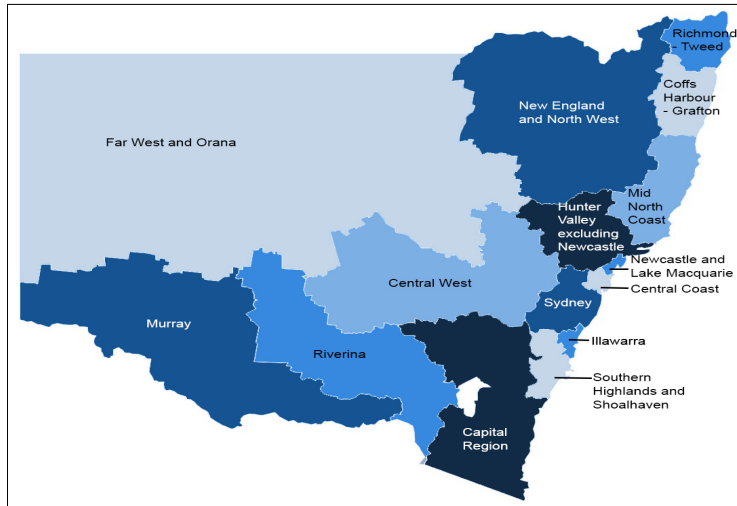


Table 44 Major towns or areas for each region

This region...	Includes...
Capital Region	Goulburn, Yass, Queanbeyan, the Snowy Mountains and the South Coast
Central Coast	Brooklyn, Davistown, Terrigal, The Entrance, Wyong and Gosford
Central West	Bathurst, Lachlan Valley, Lithgow, Mudgee and Orange
Coffs Harbour–Grafton	Coffs Harbour and the Clarence Valley
Far West and Orana	Bourke, Cobar, Coonamble, Broken Hill and Dubbo
Hunter Valley excluding Newcastle	Lower and Upper Hunter, Maitland and Port Stephens
Illawarra	Wollongong, Shellharbour and Kiama
Mid North Coast	Great Lakes, Kempsey, Nambucca, Lord Howe Island, Port Macquarie, Taree and Gloucester
Murray	Upper and Lower Murray, and Albury
Newcastle and Lake Macquarie	Newcastle and Lake Macquarie
New England and North West	Armidale, Inverell, Moree, Inverell, Tenterfield, Moree, Narrabri, Tamworth and Gunnedah
Richmond–Tweed	Richmond Valley and Tweed Valley
Riverina	Griffith, Tumut and Wagga Wagga
Southern Highlands and Shoalhaven	Mittagong, Bowral, Nowra and Ulladulla
Sydney	Sydney and the Blue Mountains