

# Performance of NSW VET programs: monthly report

**December 2016**

Published by the Department of Industry, Skills and Regional Development. First published April 2016.

---

© State of New South Wales through Department of Industry, Skills and Regional Development 2016

This publication is copyrighted. You may download, display, print and reproduce this material provided that the wording is reproduced exactly, the source is acknowledged, and the copyright, update address and disclaimer notice are retained. To copy, adapt, publish, distribute or commercialise any of this publication you will need to seek permission from the Department of Industry, Skills and Regional Development.

Disclaimer: The information contained in this publication is based on knowledge and understanding at the time of writing (June 2016). However, because of advances in knowledge, users are reminded of the need to ensure that the information upon which they rely is up to date and to check the currency of the information with the appropriate officer of the Department of Industry, Skills and Regional Development or the user's independent advisor.

---

# Contents

<b>About this report</b>	<b>4</b>
<b>National VET activity data</b>	<b>5</b>
VET activity data from NCVET .....	5
Enrolments by qualification level .....	5
<b>Performance of NSW VET programs</b>	<b>7</b>
<b>Aboriginal programs and services</b> .....	<b>7</b>
Elsa Dixon Aboriginal Employment Program .....	7
Aboriginal Enterprise Development Officer Program .....	8
New Careers for Aboriginal People Program .....	8
The Way Ahead for Aboriginal People Program .....	8
<b>Adult and Community Education programs</b> .....	<b>9</b>
Qualification enrolments by funding source .....	9
Subject-only enrolments by funding source .....	10
Community service obligations funded enrolments in qualifications .....	11
CSO-funded students doing qualifications .....	12
CSO-funded subject-only enrolments .....	13
CSO-funded students doing subjects only .....	14
<b>Apprenticeships and traineeships</b> .....	<b>15</b>
Training contract approvals for apprenticeships and traineeships .....	15
Top five apprenticeships and traineeships by training contract approvals .....	18
Apprentices and trainees in training .....	19
Training contract completion rates for apprenticeships and traineeships .....	19
Bert Evans Apprentice Scholarships .....	20
<b>Smart and Skilled Program</b> .....	<b>21</b>
Enrolments .....	21
Students .....	24
Smart and Skilled training providers .....	26
Top 10 qualifications .....	27
Fee-Free Scholarships .....	28
<b>Glossary</b>	<b>30</b>
<b>NSW training regions</b>	<b>33</b>

## About this Report

This is a monthly report on the performance of NSW vocational education and training (VET) programs and follows the introduction of the NSW Government's Smart and Skilled reform in January 2015. The Department of Industry, Skills and Regional Development publishes this report regularly in line with the NSW Government's commitment to transparency.

The completeness of the report's data and information will improve over time as training providers adjust to new reporting requirements.

When interpreting the report's data care must be taken because:

- There are overlaps between different data sets (e.g. apprenticeship data appears in both the Apprenticeship and Traineeship section, and in the Smart and Skilled section (please see contents for page locations).
- Data may have breaks or adjustments in the time series.
- Some data relates to the year to date (YTD) and previous YTD, but other data may relate to a calendar or financial year.

The Glossary explains terms the report uses and a map of training regions please see the table of contents for its location.

The National VET Activity Data section replicates tables from two key national collections of VET data compiled by the National Centre for Vocational Education Research (NCVER) that show the number of NSW Government-funded enrolments and the total VET activity in the state.

# National VET activity data

The National Centre for Vocational Education Research (NCVER) is responsible for collecting, managing, analysing, evaluating and communicating research and statistics about vocational education and training (VET) nationally on behalf of the Commonwealth and state and territory ministers responsible for VET.

## VET activity data from NCVER

### Enrolments by qualification level

#### NSW Government-funded enrolments

**Table 1 NSW Government-funded enrolments by qualification level<sup>1</sup>**  
For calendar year period  
Extracted December 2016  
Source: NCVER's VOCStats

Qualification level	2016 Q1-Q3	2015	2014	2013
Diploma and above	34,918	24,849	39,930	42,044
Certificate IV	49,987	43,066	64,019	67,510
Certificate III	139,669	131,629	158,416	166,400
Certificate II	38,135	87,650	111,158	119,543
Certificate I	13,791	18,444	24,653	24,061
Non-AQF qualification	134,851	47,283	63,621	75,916
<b>Total</b>	<b>411,351</b>	<b>352,921</b>	<b>461,797</b>	<b>495,474</b>

<sup>1</sup> Government-funded activity is classified as 'NSW' by the funding body.

## Total NSW VET Activity

Total NSW VET activity is an estimate of all accredited VET training activity in NSW in 2014 – it includes government-subsidised training and fee-for-service training. NCVER commented that the publication of this data for the first time in 2015 was affected by incompleteness because 2014 was a transition year.

Source: NCVER

**Table 2 Total NSW VET activity by qualification level**  
For Period 2014 and 2015 calendar year  
Extracted December 2016  
Source: NCVER's VOCStats

Qualification level	2015	2014
Diploma and above	236,230	180,415
Certificate IV	161,038	167,832
Certificate III	251,008	275,887
Certificate II	178,013	204,058
Certificate I	31,314	34,608
Non-AQF qualification	171,719	179,086
<b>Total</b>	<b>1,029,322</b>	<b>1,041,886</b>

# Performance of NSW VET programs

## Aboriginal programs and services

### Elsa Dixon Aboriginal Employment Program

The Elsa Dixon Aboriginal Employment Program provides funding on a financial year basis to organisations to support Aboriginal education, employment and training by:

- subsidising the salary, development and support costs of Aboriginal employees in a public service agency or local council
- funding innovative community projects
- supporting work experience for Aboriginal students in their final year of a degree or post-degree course.

**Table 3 NSW Government-sector positions funded by the Elsa Dixon Aboriginal Employment Program by financial year**  
For Period (1 July 2016 to 31 December 2016)  
Extracted 09 January 2017 (Supplied date)  
Source: NSW Department of Industry

Position funded	2016–17 <sup>1</sup>	2015–16
Graduate position	-	-
Permanent position	-	-
School-based position	96	117
Temporary position	-	-
<b>Total</b>	<b>96</b>	<b>117</b>

**Table 4 Partnerships funded by the Elsa Dixon Aboriginal Employment Program by financial year**  
For Period (1 July 2016 to 31 December 2016)  
Extracted 09 January 2017 (Supplied date)  
Source: NSW Department of Industry

Position funded	2016–17 <sup>1</sup>	2015–16
Partnerships	-	-

## Aboriginal programs and services

### Aboriginal Enterprise Development Officer Program

The Aboriginal Enterprise Development Officer (AEDO) Program is a free program for Aboriginal people considering starting up their own business or expanding their current business.

**Table 5 Outcomes for the Aboriginal Enterprise Development Officer Program by financial year**  
For Period (1 July 2016 to 31 December 2016)  
Extracted 09 January 2017 (Supplied date)  
Source: NSW Department of Industry

	2016–17 <sup>1</sup>	2015–16
AEDO projects funded	7	7
AEDO new businesses established	20	42
Aboriginal employment positions created	36	50

<sup>1</sup> The period covered is from 1 July 2016 to 31 December 2016.

### New Careers for Aboriginal People Program

The New Careers for Aboriginal People (NCAP) Program is a free program for Aboriginal people seeking employment and training advisory support services.

**Table 6 Outcomes for the New Careers for Aboriginal People Program by financial year**  
For Period (1 July 2016 to 31 December 2016)  
Extracted 09 January 2017 (Supplied date)  
Source: NSW Department of Industry

	2016–17 <sup>1</sup>	2015–16
NCAP projects funded <sup>2</sup>	13	13
NCAP employment outcomes <sup>3</sup>	517	842
NCAP training outcomes <sup>4</sup>	373	1,066

<sup>1</sup> The period covered is from 1 July 2016 to 31 December 2016.

<sup>2</sup> Refers to not-for-profit, community-owned organisations that deliver the NCAP Program.

<sup>3</sup> Number of individuals placed in employment and still in employment after three months.

<sup>4</sup> Number of individuals who have completed an accredited training course or qualification.

### The Way Ahead for Aboriginal People Program

The Way Ahead for Aboriginal People Program provides mentoring services for Aboriginal apprentices and trainees who need additional support in the workplace. Mentors are chosen because of their experience and acceptance within Aboriginal communities.

Source: NSW Department of Industry.

**Table 7 Outcomes for The Way Ahead for Aboriginal People Program by financial year**  
For Period (1 July 2016 to 31 December 2016)  
Extracted 09 January 2017 (Supplied date)  
Source: NSW Department of Industry

	2016–17 <sup>1</sup>	2015–16
Apprentices mentored	120	197
Trainees mentored	260	700
School-based apprentices or trainees mentored	187	277
<b>Total</b>	<b>567</b>	<b>1,174</b>

<sup>1</sup> The period covered is from 1 July 2016 to 31 December 2016



## Adult and Community Education programs

Adult and Community Education (ACE) training providers are not-for-profit, community-owned organisations with a primary focus on adult education. The ACE sector delivers courses relating to leisure, personal and community development, employment skills, preparation for VET and nationally recognised programs of study.

**ACE data is collected quarterly and the most recent data available is the period January to September 2016.**

Source: NSW Department of Industry's On Line Validation System (OLiV).

### Qualification enrolments by funding source

#### By commencements, continuing enrolments and completions

**Table 8 Commencing, continuing and completed enrolments in qualifications by funding source**  
For Period (1 January to 30 September 2016)

Extracted 1 October 2016

Source: NSW Department of Industry's On Line Validation System (OLiV)

Funding source	Commencements	Continuing	Completions
Community service obligation (Smart and Skilled) <sup>1</sup>	1,723	166	183
Other government funding <sup>2</sup> excluding Smart and Skilled <sup>1</sup>	2,513	851	1,023
Fee for service <sup>1</sup>	730	128	243
<b>Total</b>	<b>4,966</b>	<b>1,145</b>	<b>1,449</b>

<sup>1</sup> Includes part qualifications.

<sup>2</sup> Includes funding from the NSW Government and the Australian Government.

#### By number of students

**Table 9 Number of students who commenced, continued and/or completed their enrolment in a qualification by funding source**  
For Period (1 January to 30 September 2016)

Extracted 1 October 2016

Source: NSW Department of Industry's On Line Validation System (OLiV)

Funding source <sup>1</sup>	Commencements	Continuing	Completions
Community service obligation (Smart and Skilled) <sup>2</sup>	1,536	166	181
Other government funding excluding Smart and Skilled <sup>2</sup>	2,441	766	892
Fee for service <sup>2</sup>	593	121	227

<sup>1</sup> As a student may fall into one or more funding group this table does not include totals.

<sup>2</sup> Includes part qualifications.

## Adult and Community Education programs

### Subject-only enrolments by funding source

nationally approved with vocational intent (i.e. supporting employment outcomes), with no more than 20 per cent in non-accredited courses.

#### By commencements, continuing enrolments and completions

**Table 10** Commencements, continuing enrolments and completions for subjects-only enrolments by funding source

For Period (1 January to 30 September 2016)

Extracted 1 October 2016

Source: NSW Department of Industry's On Line Validation System (OLiV)

Funding source	Commencements	Continuing	Completions <sup>1</sup>
Community service obligation (Smart and Skilled)	27,382	1,056	19,238
Other government funding <sup>2</sup> excluding Smart and Skilled	8,241	136	7,277
Fee for service	29,399	128	26,175
<b>Total</b>	<b>65,022</b>	<b>1,320</b>	<b>52,690</b>

<sup>1</sup> Completion is where an enrolled student either:  
 - achieved competency achieved/passed  
 - was granted recognition of prior learning  
 - was deemed to have satisfactorily completed a non-assessable enrolment

<sup>2</sup> A subset of 'other government-funded activity' is the Tech Savvy Seniors Program which contributes to the NSW Ageing

#### By number of students

**Table 11** Number of students who commenced, continued and/or completed subject-only enrolments by funding source

For Period (1 January to 30 September 2016)

Extracted 1 October 2016

Source: NSW Department of Industry's On Line Validation System (OLiV)

Funding source <sup>1</sup>	Commencements	Continuing	Completions <sup>2</sup>
Community service obligation (Smart and Skilled)	6,788	175	5,828
Other government funding <sup>3</sup> excluding Smart and Skilled	4,209	49	3,966
Fee for service	18,045	218	17,571

<sup>1</sup> As a student may fall into one or more funding group this table does not include totals.

<sup>2</sup> Completion is where an enrolled student either:  
 - achieved competency achieved/passed  
 - was granted recognition of prior learning  
 - was deemed to have satisfactorily completed a non-assessable enrolment

<sup>3</sup> A subset of 'other government-funded activity' is the Tech Savvy Seniors Program which contributes to the NSW Ageing Strategy. In the reported period, there were 1,933 individual students enrolled in 6,096 subject-only enrolments.

## Adult and Community Education programs

### Community service obligations funded enrolments in qualifications

#### By region

**Table 12** Commencing, continuing and completed community service obligations (CSO) funded enrolments in qualifications by region  
For Period (1 January to 30 September 2016)  
Extracted 1 October 2016  
Source: NSW Department of Industry's On Line Validation System (OLiV)

Region <sup>1</sup>	Commencements	Continuing	Completions
Capital Region	73	6	31
Central Coast	3	11	-
Central West	32	-	1
Coffs Harbour–Grafton	132	3	2
Far West and Orana	330	-	5
Hunter Valley excluding Newcastle	46	8	34
Illawarra	15	-	4
Mid North Coast	70	12	6
Murray	30	1	1
New England and North West	125	15	7
Newcastle and Lake Macquarie	5	1	2
Richmond–Tweed	367	-	24
Riverina	100	60	41
Southern Highlands and Shoalhaven	24	4	11
Sydney	357	41	13
Unknown <sup>2</sup>	14	4	1
<b>Total</b>	<b>1,723</b>	<b>166</b>	<b>183</b>

<sup>1</sup> For the area a region covers see Figure 6 on page 33.

<sup>2</sup> The postcode of a student's home address was not recorded.

#### By disadvantaged student group

**Table 13** Commencing, continuing and completed CSO-funded enrolments in qualifications by disadvantaged student group  
For Period (1 January to 30 September 2016)  
Extracted 1 October 2016  
Source: NSW Department of Industry's On Line Validation System (OLiV)

Disadvantaged student group <sup>1</sup>	Commencements	Continuing	Completions
Aboriginal or Torres Strait Islanders	299	17	21
Students with disabilities	481	44	42
Students living in a regional area	453	32	45
Students living in a remote area	891	86	113

<sup>1</sup> As a student may fall into one or more group this table does not include totals.

## Adult and Community Education programs

### CSO-funded students doing qualifications

#### By region

**Table 14** Number of CSO-funded students who commenced, continued and/or completed qualifications by region  
For Period (1 January to 30 September 2016)  
Extracted 1 October 2016  
Source: NSW Department of Industry's On Line Validation System (OLiV)

Region <sup>1</sup>	Commencements	Continuing	Completions
Capital Region	73	6	31
Central Coast	3	11	-
Central West	32	-	1
Coffs Harbour–Grafton	119	3	2
Far West and Orana	262	-	5
Hunter Valley excluding Newcastle	46	8	34
Illawarra	15	-	4
Mid North Coast	70	12	6
Murray	30	1	1
New England and North West	117	15	7
Newcastle and Lake Macquarie	5	1	2
Richmond–Tweed	355	-	24
Riverina	85	60	39
Southern Highlands and Shoalhaven	24	4	11
Sydney	286	41	13
Unknown <sup>2</sup>	14	4	1
<b>Total</b>	<b>1,536</b>	<b>166</b>	<b>181</b>

<sup>1</sup> For the area a region covers see Figure 6 on page 33.

<sup>2</sup> The postcode of a student's home address was not recorded.

#### By disadvantaged student group

**Table 15** Number of CSO-funded students who commenced, continued and/or completed qualifications by disadvantaged student group  
For Period (1 January to 30 September 2016)  
Extracted 1 October 2016  
Source: NSW Department of Industry's On Line Validation System (OLiV)

Disadvantaged student group <sup>1</sup>	Commencements	Continuing	Completions
Aboriginal or Torres Strait Islanders	258	17	21
Students with disabilities	412	44	41
Students living in a regional area	438	32	45
Students living in a remote area	790	86	111

<sup>1</sup> As a student may fall into one or more group this table does not include totals.

## Adult and Community Education programs

### CSO-funded subject-only enrolments

#### By region

**Table 16** Commencing, continuing and completed CSO-funded enrolments for subjects only by region  
For Period (1 January to 30 September 2016)  
Extracted 1 October 2016  
Source: NSW Department of Industry's On Line Validation System (OLIV)

Region <sup>1</sup>	Commencements	Continuing	Completions
Capital Region	117	60	79
Central Coast	3,308	169	2,273
Central West	2,271	20	1,606
Coffs Harbour–Grafton	1,302	-	1,138
Far West and Orana	912	-	450
Hunter Valley excluding Newcastle	1,326	-	733
Illawarra	798	434	634
Mid North Coast	3,183	2	2,551
Murray	31	-	31
New England and North West	2,141	-	1,718
Newcastle and Lake Macquarie	1,037	-	657
Richmond–Tweed	2,091	9	1,455
Riverina	1,522	15	754
Southern Highlands and Shoalhaven	877	114	574
Sydney	6,224	224	4,429
Unknown <sup>2</sup>	242	9	156
<b>Total</b>	<b>27,382</b>	<b>1,056</b>	<b>19,238</b>

<sup>1</sup> For the area a region covers see Figure 6 on page 33.

<sup>2</sup> The postcode of a student's home address was not recorded.

#### By disadvantaged student group

**Table 17** Number of CSO-funded students who commenced, continued and/or completed enrolments in subjects only by disadvantaged student group  
For Period (1 January to 30 September 2016)  
Extracted 1 October 2016  
Source: NSW Department of Industry's On Line Validation System (OLIV)

Disadvantaged student group <sup>1</sup>	Commencements	Continuing	Completions
Aboriginal or Torres Strait Islanders	4,610	141	2,659
Students with disabilities	6,645	267	4,443
Students living in a regional area	8,540	192	6,146
Students living in a remote area	9,534	146	6,607

<sup>1</sup> As a student may fall into one or more group this table does not include totals.

## Adult and Community Education programs

### CSO-funded students doing subjects only

#### By region

**Table 18** Number of CSO-funded students who commenced, continued and/or completed enrolments in subjects only by region  
For Period (1 January to 30 September 2016)  
Extracted 1 October 2016  
Source: NSW Department of Industry's On Line Validation System (OLiV)

Region <sup>1</sup>	Commencements	Continuing	Completions
Capital Region	51	6	47
Central Coast	344	23	295
Central West	681	4	652
Coffs Harbour–Grafton	490	-	432
Far West and Orana	277	-	172
Hunter Valley excluding Newcastle	227	-	208
Illawarra	171	98	159
Mid North Coast	809	1	752
Murray	10	-	10
New England and North West	1,006	-	878
Newcastle and Lake Macquarie	178	-	160
Richmond–Tweed	907	2	731
Riverina	291	4	185
Southern Highlands and Shoalhaven	159	21	126
Sydney	1,135	14	978
Unknown <sup>2</sup>	52	2	43
<b>Total</b>	<b>6,788</b>	<b>175</b>	<b>5,828</b>

<sup>1</sup> For the area a region covers see Figure 6 on page 33.

<sup>2</sup> The postcode of a student's home address was not recorded.

#### By disadvantaged student group

**Table 19** Number of CSO-funded students who commenced, continued and/or completed enrolments in subjects only by disadvantaged student group  
For Period (1 January to 30 September 2016)  
Extracted 1 October 2016  
Source: NSW Department of Industry's On Line Validation System (OLiV)

Disadvantaged student group <sup>1</sup>	Commencements	Continuing	Completions
Aboriginal or Torres Strait Islanders	1,317	21	899
Students with disabilities	1,591	66	1,342
Students living in a regional area	2,092	37	1,825
Students living in a remote area	3,112	28	2,629

<sup>1</sup> As a student may fall into one or more group this table does not include totals.

# Apprenticeships and traineeships

Source: The NSW Department of Industry's Integrated Vocational Education and Training System (IVETS).

## Training contract approvals for apprenticeships and traineeships

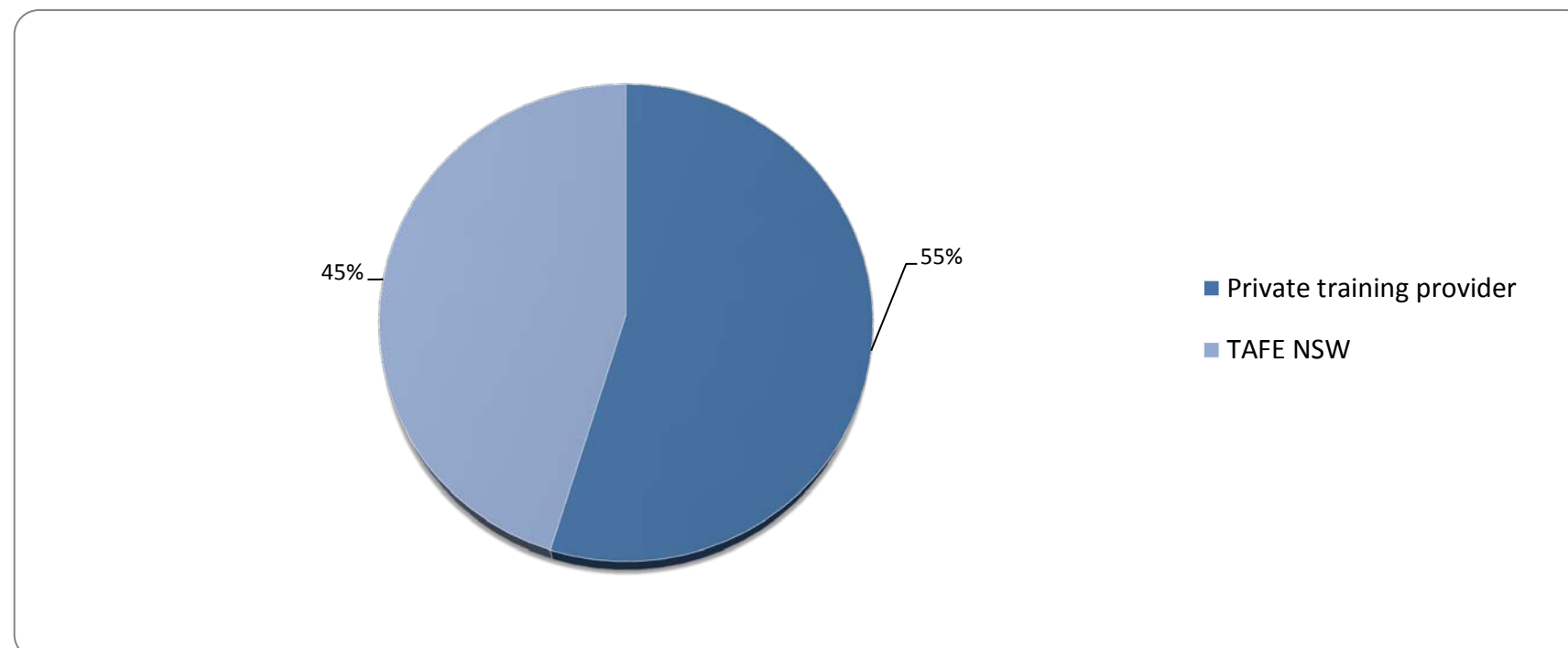
### By training provider type

**Table 20 Training contract approvals by training provider type**  
For Period YTD: 1 January to 31 December 2016; previous YTD: 1 January to 31 December 2015; and 2015 calendar year  
Extracted 1 December 2016  
Source: NSW Department of Industry

Training provider type	YTD	Previous YTD	2015
Private training provider	26,858	22,565	22,568
TAFE NSW	22,154	20,388	20,385
Unknown <sup>1</sup>	-	3	3
<b>Total</b>	<b>49,012</b>	<b>42,956</b>	<b>42,956</b>

<sup>1</sup> Interstate public training providers who have training contracts with NSW-based apprentices.

**Figure 1 Training contract approval by training provider type (YTD: 1 January to 31 December 2016)**  
For Period YTD: 1 January to 31 December 2016; previous YTD: 1 January to 31 December 2015; and 2015 calendar year  
Extracted 1 December 2016  
Source: NSW Department of Industry



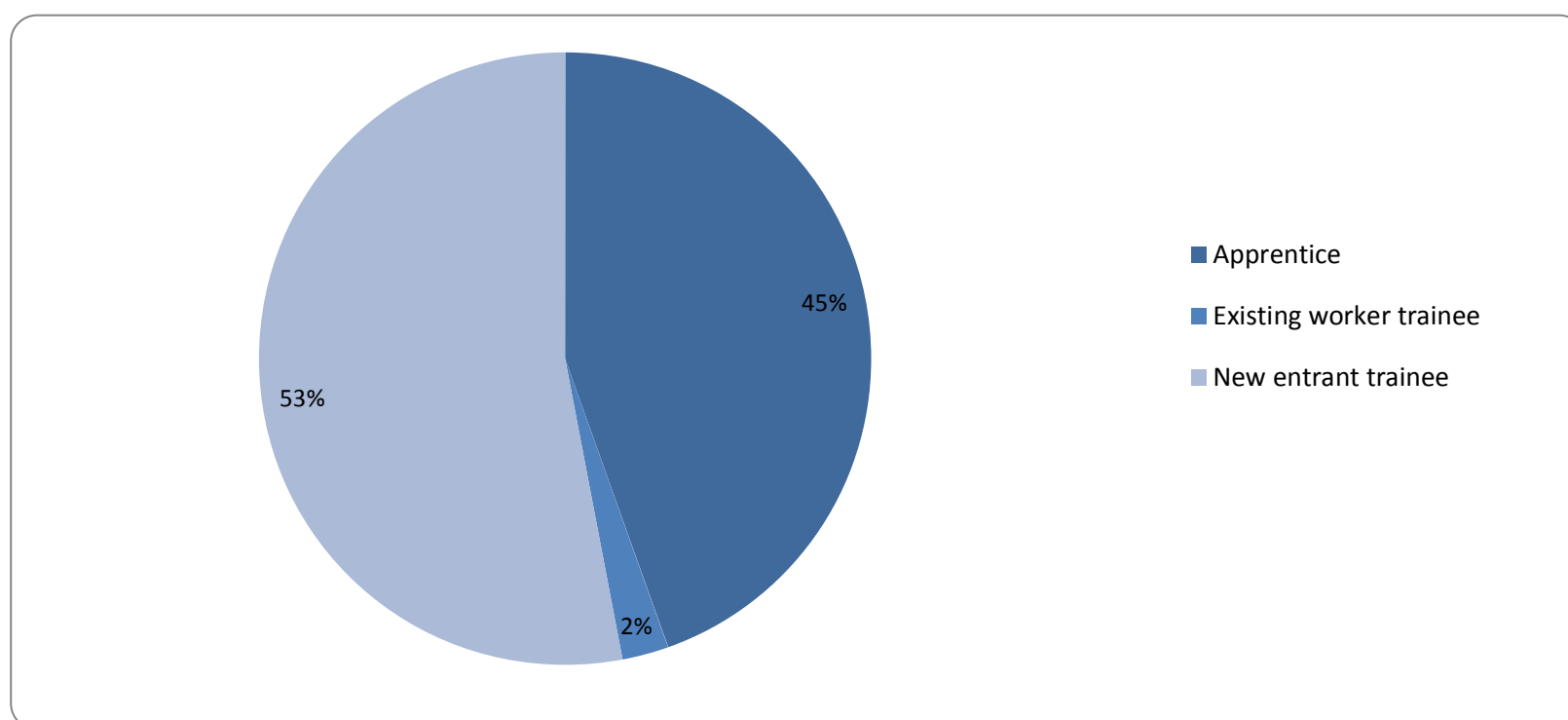
# Apprenticeships and traineeships

## By student type

**Table 21 Training contract approvals by student type**  
For Period YTD: 1 January to 31 December 2016; previous YTD: 1 January to 31 December 2015; and 2015 calendar year  
Extracted 1 December 2016  
Source: NSW Department of Industry

Student type	YTD	Previous YTD	2015
Apprentice	21,828	18,620	18,620
Existing worker trainee	1,207	2,325	2,325
New entrant trainee	25,977	22,011	22,011
<b>Total</b>	<b>49,012</b>	<b>42,956</b>	<b>42,956</b>

**Figure 2 Training contract approvals by student type**  
For Period YTD: 1 January to 31 December 2016  
Extracted 1 December 2016  
Source: NSW Department of Industry



## By disadvantaged student group

**Table 22 Training contract approvals by disadvantaged student group**  
For Period YTD: 1 January to 31 December 2016; previous YTD: 1 January to 31 December 2015; and 2015 calendar year  
Extracted 1 December 2016  
Source: NSW Department of Industry

Disadvantaged student group <sup>1</sup>	YTD	Previous YTD	2015
Aboriginal or Torres Strait Islanders	2,945	2,736	2,736
Students with disabilities	1,306	1,037	1,037
Students living in a regional area	10,137	8,242	8,240
Students living in a remote area	9,875	8,978	8,979
Women in non-traditional trades	958	929	930

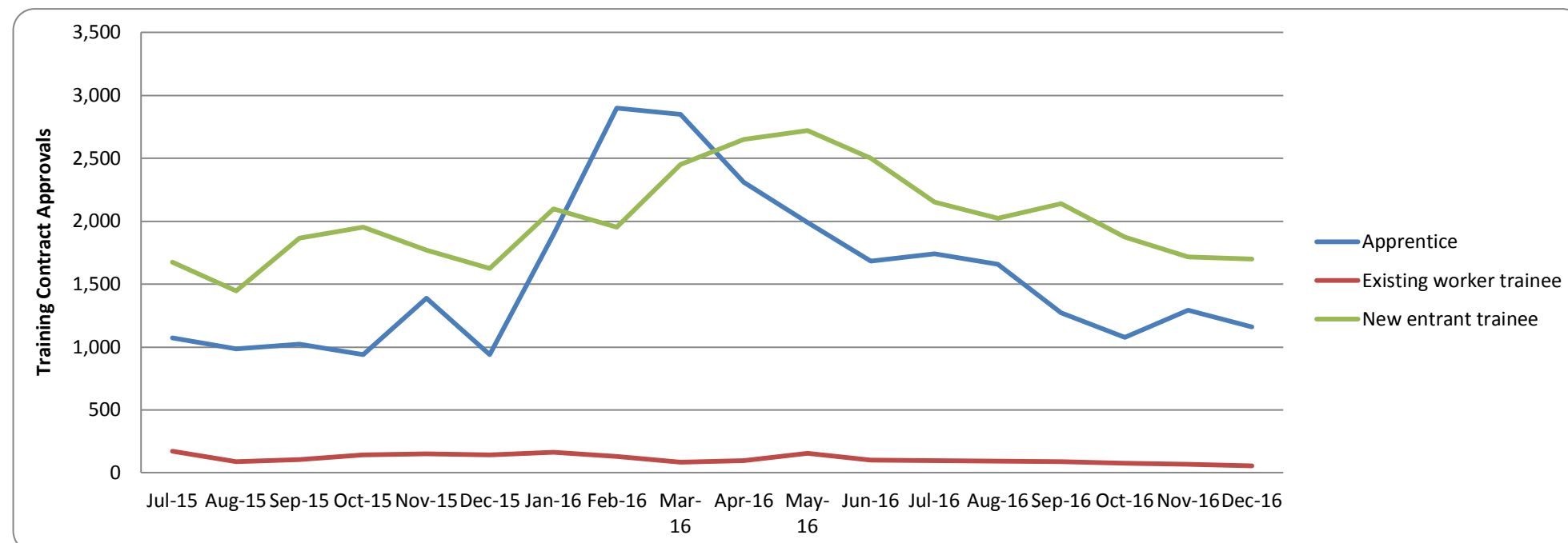
<sup>1</sup> As a student may fall into one or more group this table does not include totals. Also, data is not collected about individuals on a training contract who hold a humanitarian visa or are long-term unemployed.



## Apprenticeships and traineeships

### By month (for previous 18 months)

Figure 3 Training contract approvals by month  
For Period previous 18 months  
Extracted 1 December 2016  
Source: NSW Department of Industry



## By region

Table 23 Training contract approvals by region  
For Period YTD: 1 January to 31 December 2016; previous YTD: 1 January to 31 December 2015; and 2015 calendar year  
Extracted 1 December 2016  
Source: NSW Department of Industry

Region <sup>1</sup>	YTD	Approvals as % of a region's population (YTD)	Previous YTD	2015
Capital Region	1,634	0.40%	1,416	1,416
Central Coast	2,063	0.31%	1,612	1,612
Central West	1,448	0.39%	1,266	1,266
Coffs Harbour–Grafton	856	0.33%	777	777
Far West and Orana	848	0.40%	1,025	1,025
Hunter Valley excluding Newcastle	2,058	0.40%	1,599	1,599
Illawarra	1,993	0.37%	1,745	1,745
Mid North Coast	1,224	0.30%	1,245	1,245
Murray	879	0.42%	759	759
New England and North West	1,475	0.45%	1,246	1,246
Newcastle and Lake Macquarie	2,885	0.42%	2,243	2,243
Richmond–Tweed	1,394	0.30%	1,239	1,239
Riverina	1,674	0.53%	1,455	1,455
Southern Highlands and Shoalhaven	1,041	0.37%	976	976
Sydney	26,714	0.31%	23,476	23,476
Unknown <sup>2</sup>	826	N/A	877	877
<b>Total</b>	<b>49,012</b>	<b>0.34%</b>	<b>42,956</b>	<b>42,956</b>

<sup>1</sup> For the area a region covers see Figure 6 on page 33.

<sup>2</sup> Not enough data to map training location to a NSW region.

## Apprenticeships and traineeships

### Top five Apprenticeships and Traineeships by training contract approvals

#### Top five Apprenticeships for year to date

**Table 24 Top five apprenticeship by qualification**  
For Period YTD: 1 January to 31 December 2016  
Extracted 1 December 2016  
Source: NSW Department of Industry

Apprenticeship qualification	YTD
Carpentry Certificate III	3,039
Electrotechnology - Electrician Certificate III	2,739
Plumbing Certificate III	1,754
Automotive - Light Vehicle Mechanical Technology Certificate III	1,378
Hospitality - Commercial Cookery Certificate III	1,341

#### Top five Apprenticeships for previous year to date

**Table 25 Top five apprenticeship by qualification**  
For Period previous YTD: 1 January to 31 December 2015  
Extracted 1 December 2016  
Source: NSW Department of Industry

Apprenticeship qualification	Previous YTD
Carpentry Certificate III	2,409
Electrotechnology - Electrician Certificate III	2,272
Plumbing Certificate III	1,468
Automotive - Light Vehicle Mechanical Technology Certificate III	1,255
Hospitality - Commercial Cookery Certificate III	1,230

#### Top five Traineeships for year to date

**Table 26 Top five traineeships by qualification**  
For Period YTD: 1 January to 31 December 2016  
Extracted 1 December 2016  
Source: NSW Department of Industry

Traineeship qualification	YTD
Community Services - Early Childhood Education and Care Certificate III	2,832
Hospitality Certificate III	2,245
Retail Certificate III	1,254
Transport and Logistics - Driving Operations Certificate III	1,073
Business Services - Customer Engagement Certificate III	1,018

## Apprenticeships and traineeships

### Top five traineeships for previous year to date

**Table 27** Top five traineeships by qualification (previous YTD: 1 January to 31 December 2015)  
For Period previous YTD: 1 January to 31 December 2015  
Extracted 1 December 2016  
Source: NSW Department of Industry

Traineeship qualification	Previous YTD
Hospitality Certificate III	2,239
Community Services - Early Childhood Education and Care Certificate III	2,074
Retail - Retail Operations Certificate III	1,699
Transport and Logistics - Warehousing Operations Certificate III	993
Transport and Logistics - Driving Operations Certificate III	984

### Apprentices and trainees in training

**Table 28** Number of apprentices and trainees in training  
For Period as at 1 December 2016  
Extracted 1 December 2016  
Source: NSW Department of Industry

Student type	Number
Apprentices	52,387
Existing worker trainees	2,390
New entrant trainees	29,201
<b>Total</b>	<b>83,978</b>

### Training contract completion rates for Apprenticeships and Traineeships

**Table 29** Contract completion rates for apprenticeships and traineeships  
For Period calendar years 2014 and 2015  
Extracted 1 December 2016  
Source: NSW Department of Industry

Contract type	2015 (%)	2014 (%)
Apprenticeship	56.0%	56.6%
Traineeship	62.5%	64.5%
<b>Total</b>	<b>58.4%</b>	<b>62.8%</b>

# Apprenticeships and traineeships

## Bert Evans Apprentice Scholarships

The Bert Evans Apprentice Scholarships assist apprentices in NSW who have demonstrated:

- hardship in their personal circumstances
- an aptitude for VET that will lead them to complete their trade training successfully
- a positive attitude and application in the workplace and in off-the-job training.

Source: NSW Department of Industry

**Table 30** Number of students receiving a Bert Evans Scholarship  
For Period calendar years 2014 and 2015  
Extracted 1 December 2016  
Source: NSW Department of Industry

	2016	2015	2014
Scholarships awarded	67	50	101

# Smart and Skilled Program

Smart and Skilled is the NSW Government's initiative to create a successful contestable VET market in NSW, and achieve the goals of VET reform and the skill priorities of NSW.

Smart and Skilled divides subsidised training into two broad categories known as 'program streams' – these are Entitlement and Targeted Priorities.

The Entitlement program stream encourages individuals to gain a post-school qualification at the Certificate I, II or III level and includes apprenticeships and traineeships (which may be at the Certificate IV, Diploma or Advanced Diploma level). The Targeted Priorities program stream encourages individuals to gain a

post-school qualification at the Certificate IV, Diploma or Advanced Diploma level.

Each program stream contains several 'programs'. The Entitlement program stream contains the:

- Entitlement Foundation Skills Program
- Entitlement Full Qualifications Program
- Entitlement Apprenticeships and Traineeships Program.

The Targeted Priorities program stream contains the:

- Targeted Priorities Full Qualifications Program
- Targeted Priorities Prevocational and Part Qualification Program.

A student may participate in more than one Smart and Skilled program, training provider or region.

Smart and Skilled commenced on 1 January 2015. Please consider this when comparing 2015 YTD and 2016 YTD data.

## Enrolments

### By Smart and Skilled program

**Table 31 Commencing, continuing and completed enrolments by Smart and Skilled program**  
For Period YTD: 1 January to 31 December 2016; previous YTD: 1 January to 31 December 2015; and 2015 calendar year  
Extracted 30 November 2016  
Source: IVETS

Smart and Skilled program	Commencements	Continuing	Completions
Entitlement – Apprenticeships	16,383	10,311	1,637
Entitlement – Traineeships	19,015	3,855	6,737
Entitlement Foundation Skills	13,556	424	6,446
Entitlement Full Qualifications	68,620	6,761	27,978
Other (Full Qualifications) <sup>1</sup>	13	-	7
Targeted Priorities (TP) Full Qualifications	13,519	659	3,228
TP Prevocational and Part Qualifications – Part Qualifications Pre-apprenticeship <sup>2</sup>	1,284	41	237
TP Prevocational and Part Qualifications – Part Qualifications Pre-traineeship <sup>2</sup>	3,909	189	787
TP Prevocational and Part Qualifications – Part Qualifications Prevocational <sup>3</sup>	2,388	6	311
TP Prevocational and Part Qualifications – Targeted Skills <sup>4</sup>	23,195	675	5,632
<b>Total</b>	<b>161,882</b>	<b>22,921</b>	<b>53,000</b>

<sup>1</sup> The training falls under an existing Smart and Skilled program but could not be processed with the standard method.

<sup>2</sup> Part qualifications that assist individuals to gain an apprenticeship or traineeship.

<sup>3</sup> Part or full qualifications that assist individuals to gain employment or enrol in further education.

<sup>4</sup> Part qualifications for priority groups and industries to assist individuals to upgrade their training and/or learn new skills for employment.

# Smart and Skilled Program

## By disadvantaged student group

**Table 32 Commencing, continuing and completed enrolments by disadvantaged student group**

For Period YTD: 1 January to 31 December 2016

Extracted 30 November 2016

Source: IVETS

Disadvantaged student group <sup>1</sup>	Commencements	Continuing	Completions
Aboriginal or Torres Strait Islanders	16,688	2,189	4,178
Students with disabilities	13,515	1,315	4,816
Humanitarian visa holders	549	40	264
Long-term unemployed	9,454	839	3,556
Students living in a regional area	33,407	5,148	11,048
Students living in a remote area	34,820	4,601	10,485

<sup>1</sup> As a student may fall into one or more group this table does not include totals.

## By region

**Table 33 Commencing, continuing and completed enrolments by region**

For Period YTD: 1 January to 31 December 2016

Extracted 30 November 2016

Source: IVETS

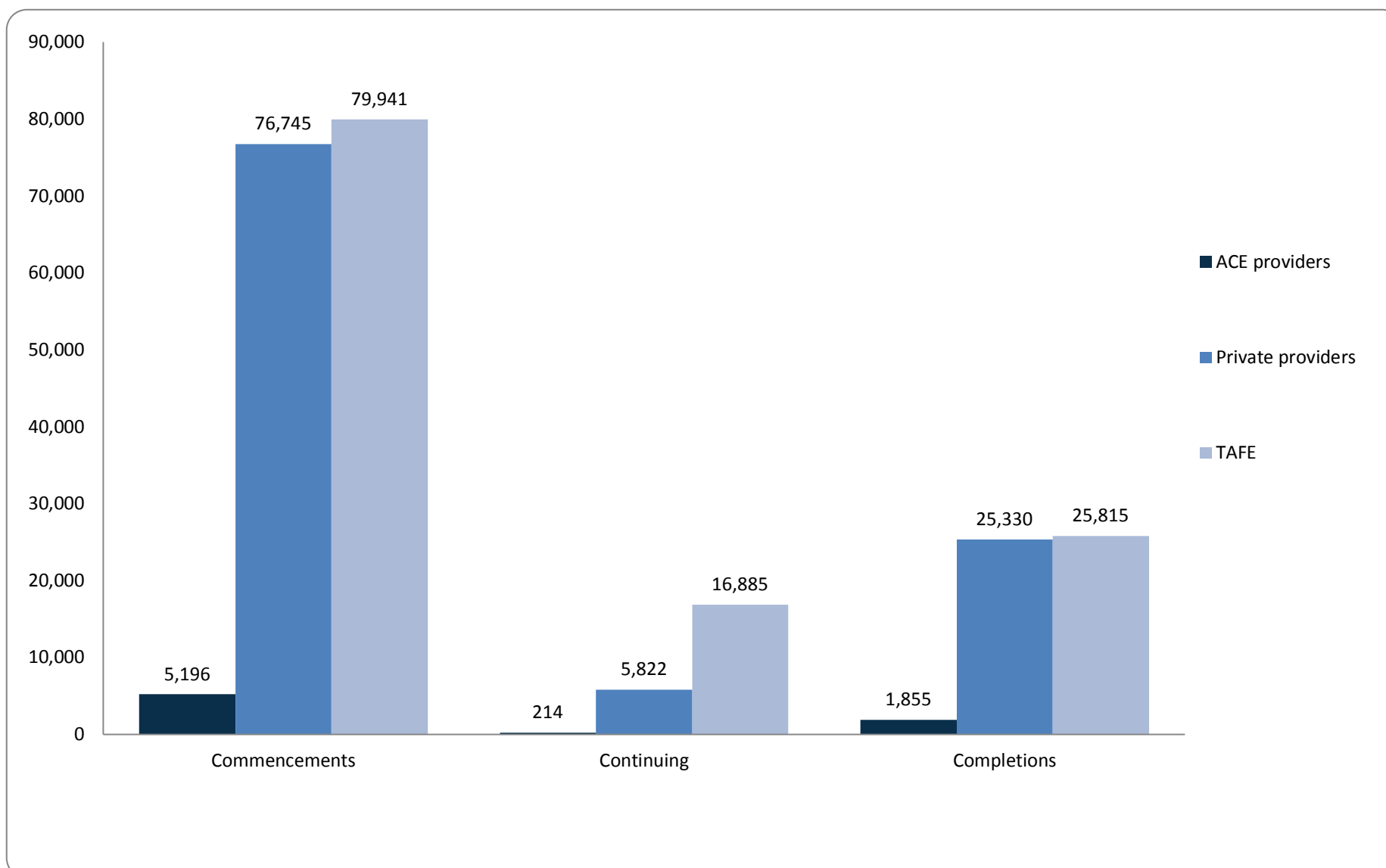
Region <sup>1</sup>	Commencements	Continuing	Completions
Capital Region	3,747	540	1,367
Central Coast	7,052	1,023	2,626
Central West	7,796	747	2,209
Coffs Harbour–Grafton	4,196	709	1,299
Far West and Orana	4,388	451	1,036
Hunter Valley excluding Newcastle	6,436	1,241	2,052
Illawarra	8,976	1,002	2,998
Mid North Coast	6,269	997	1,806
Murray	1,824	224	553
New England and North West	6,311	688	1,724
Newcastle and Lake Macquarie	11,680	1,812	3,910
Richmond–Tweed	7,387	946	2,280
Riverina	5,204	739	1,147
Southern Highlands and Shoalhaven	2,927	543	986
Sydney	77,689	11,259	27,007
<b>Total</b>	<b>161,882</b>	<b>22,921</b>	<b>53,000</b>

<sup>1</sup> For the area a region covers see Figure 10 on page 39.

# Smart and Skilled Program

## By training provider type

Figure 4 Commencing, continuing and completed enrolments by training provider type  
 For Period YTD: 1 January to 31 December 2016  
 Extracted 30 November 2016  
 Source: IVETS



# Smart and Skilled Program

## Students

A student may participate in more than one Smart and Skilled program, training provider or region.

### By Smart and Skilled program

**Table 34** Number of students who commenced, continued and/or completed a qualification or accredited course under a Smart and Skilled program

For Period YTD: 1 January to 31 December 2016

Extracted 30 November 2016

Source: IVETS

Smart and Skilled program	Commencements	Continuing	Completions
Entitlement – Apprenticeships	16,240	10,282	1,636
Entitlement – Traineeships	18,600	3,843	6,712
Entitlement Foundation Skills	11,803	421	5,770
Entitlement Full Qualifications	64,043	6,710	27,015
Other (Full Qualifications) <sup>1</sup>	13	-	7
Targeted Priorities (TP) Full Qualifications	13,157	658	3,168
TP Prevocational and Part Qualifications – Part Qualifications Pre-apprenticeship <sup>2</sup>	1,134	41	128
TP Prevocational and Part Qualifications – Part Qualifications Pre-traineeship <sup>2</sup>	3,857	189	771
TP Prevocational and Part Qualifications – Part Qualifications Prevocational <sup>3</sup>	2,341	6	308
TP Prevocational and Part Qualifications – Targeted Skills <sup>4</sup>	20,694	655	4,520
<b>Overall unique student number<sup>5</sup></b>	<b>144,891</b>	<b>22,761</b>	<b>48,903</b>

<sup>1</sup> The training falls under an existing Smart and Skilled program but could not be processed with the standard method.

<sup>2</sup> Part qualifications that assist individuals to gain an apprenticeship or traineeship.

<sup>3</sup> Part or full qualifications that assist individuals to gain employment or enrol in further education.

<sup>4</sup> Part qualifications for priority groups and industries to assist individuals to upgrade their training and/or learn new skills for employment.

<sup>5</sup> The overall unique student number is not a total.

### By region

**Table 35** Number of students who commenced, continued and/or completed a qualification or accredited course under a Smart and Skilled program by region

For Period YTD: 1 January to 31 December 2016

Extracted 30 November 2016

Source: IVETS

Region <sup>1</sup>	Commencements	Commencements as % of a region's population	Continuing	Completions
Capital Region	3,418	1.64%	538	1,266
Central Coast	6,561	2.10%	1,019	2,518
Central West	6,989	3.55%	745	2,054
Coffs Harbour–Grafton	3,855	2.95%	707	1,244
Far West and Orana	3,985	3.51%	449	986
Hunter Valley excluding Newcastle	5,968	2.45%	1,237	1,977
Illawarra	8,069	2.92%	1,002	2,725
Mid North Coast	5,601	2.79%	986	1,708
Murray	1,712	1.55%	224	519
New England and North West	5,552	3.15%	685	1,605



# Smart and Skilled Program

**Table 35** Number of students who commenced, continued and/or completed a qualification or accredited course under a Smart and Skilled program by region (Cont.)

For Period YTD: 1 January to 31 December 2016

Extracted 30 November 2016

Source: IVETS

Region <sup>1</sup>	Commencements	Commencements as % of a region's population	Continuing	Completions
Newcastle and Lake Macquarie	10,847	3.17%	1,800	3,731
Richmond–Tweed	6,419	2.82%	942	2,110
Riverina	4,880	3.25%	737	1,122
Southern Highlands and Shoalhaven	2,713	1.98%	535	953
Sydney	70,671	1.61%	11,197	24,684

<sup>1</sup> For the area a region covers see Figure 10 on page 39.

<sup>2</sup> The overall unique student number is not the same as a total.

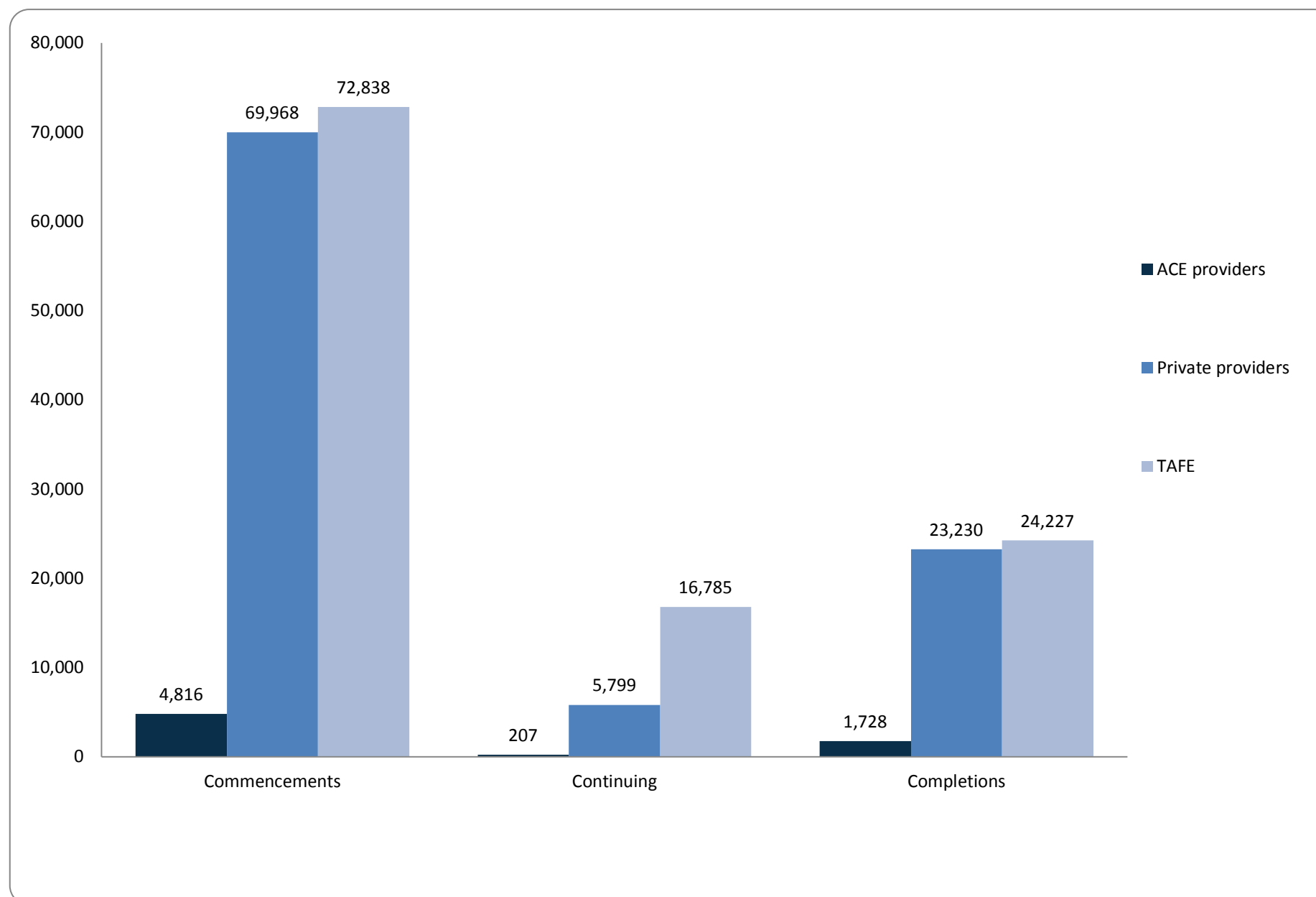
## By training provider type

**Figure 5** Number of students who commenced, continued and/or completed a qualification or accredited course by training provider type

For Period YTD: 1 January to 31 December 2016

Extracted 30 November 2016

Source: IVETS



# Smart and Skilled Program

## Smart and Skilled training providers

A 'Smart and Skilled training provider' means a registered training organisation the NSW Department of Industry has contracted to offer government-subsidised training under Smart and Skilled.

### By Smart and Skilled programs with regional approvals

**Table 36** Number of Smart and Skilled training providers with regional training delivery approvals by Smart and Skilled program  
For Period as at 30 November 2016  
Extracted 30 November 2016  
Source: IVETS

Region <sup>1</sup>	No. of training providers approved for the Entitlement Full Qualifications Program	No. of training providers approved for the Targeted Priorities Full Qualification Program
Capital Region	50	42
Central Coast	56	53
Central West	47	31
Coffs Harbour–Grafton	38	22
Far West and Orana	37	21
Hunter Valley excluding Newcastle	52	45
Illawarra	68	54
Mid North Coast	41	29
Murray	25	13
New England and North West	53	35
Newcastle and Lake Macquarie	83	60
Richmond–Tweed	50	38
Riverina	43	36
Southern Highlands and Shoalhaven	47	34
Sydney	270	258

<sup>1</sup> For the area a region covers see Figure 10 on page 39.

### By Smart and Skilled programs with state wide approvals

**Table 37** Number of Smart and Skilled training providers with state wide training delivery approvals by Smart and Skilled program  
For Period as at 30 November 2016  
Extracted 30 November 2016  
Source: IVETS

Smart and Skilled program	Training providers
Entitlement Apprenticeships and Traineeships	408
Entitlement Foundation Skills	44

# Smart and Skilled Program

## Top 10 qualifications

### By commencements

**Table 38 Top 10 qualifications by commencements**  
For Period YTD: 1 January to 31 December 2016  
Extracted 30 November 2016  
Source: IVETS

Qualification	Commencements
Certificate III in Early Childhood Education and Care	7,740
Certificate III in Individual Support	7,732
Certificate III in Business Administration	5,884
Certificate III in Hospitality	4,546
Certificate III in Warehousing Operations	2,611
Certificate III in Carpentry	2,561
Certificate III in Retail Operations	2,361
Certificate IV in Leadership and Management	2,252
Certificate III in Electrotechnology Electrician	2,233
Certificate III in Business	1,966

### By continuing enrolments

**Table 39 Top 10 qualifications by continuing enrolments**  
For Period YTD: 1 January to 31 December 2016  
Extracted 30 November 2016  
Source: IVETS

Qualification	Continuing
Certificate III in Electrotechnology Electrician	1,654
Certificate III in Carpentry	1,622
Certificate III in Early Childhood Education and Care	1,023
Certificate III in Plumbing	915
Certificate III in Light Vehicle Mechanical Technology	817
Certificate III in Commercial Cookery	734
Certificate III in Hospitality	668
Certificate III in Engineering - Fabrication Trade	476
Certificate III in Aged Care	422
Certificate III in Hairdressing	377

### By completions

**Table 40 Top 10 qualifications by completions**  
For Period YTD: 1 January to 31 December 2016  
Extracted 30 November 2016  
Source: IVETS

Qualification	Completions
Certificate III in Early Childhood Education and Care	2,968
Certificate III in Individual Support	2,826
Certificate III in Hospitality	2,578
Certificate III in Business Administration	2,241
Certificate III in Warehousing Operations	1,154
Certificate II in Retail Services	1,113
Certificate III in Retail Operations	1,068
Access to Work and Training (Introductory)	786
Certificate II in Business	730
Skills for Work and Training	683

<sup>1</sup> This qualification (code BSB30415) supersedes and is equivalent to the Certificate III in Business (code BSB30412).

# Smart and Skilled Program

## Fee-Free Scholarships

Fee-Free Scholarships are part of the NSW Government's commitment under the Reskilling NSW strategy. The strategy provides \$48 million over four years for 200,000 Smart and Skilled concession-eligible 15 to 30 year olds. Fee-Free Scholarships are available to eligible students who undertake study with an approved Smart and Skilled training provider for a qualification from certificate level I to IV that is on the NSW Skills List, with priority giving to eligible social housing residents. Fee-Free Scholarships have been available since 1 July 2015.

### By region and training provider type

**Table 41** Number of Fee-Free Scholarships by region and training provider type  
For Period 1 July 2015 to 31 December 2016  
Extracted 9 January 2016  
Source: IVETS

Region <sup>1</sup>	Fee-Free Scholarships	Training provider type	
		TAFE NSW	Private training provider
Capital Region	659	380	279
Central Coast	1,729	1,066	663
Central West	1,183	1,010	173
Coffs Harbour–Grafton	1,256	1,104	152
Far West and Orana	407	324	83
Hunter Valley excluding Newcastle	1,306	821	485
Illawarra	1,688	960	728
Mid North Coast	1,872	1,553	319
Murray	427	257	170
New England and North West	902	788	114
Newcastle and Lake Macquarie	2,510	1,674	836
Richmond–Tweed	1,819	1,535	284
Riverina	844	590	254
Southern Highlands and Shoalhaven	625	294	331
Sydney	13,507	9,896	3,611
<b>Total</b>	<b>30,734</b>	<b>22,252</b>	<b>8,482</b>

<sup>1</sup> For the area a region covers see Figure 6 on page 33.

### By region and selected student characteristics

**Table 42** Number of Fee-Free Scholarships by region and selected student characteristics  
For Period 1 July 2015 to 31 December 2016  
Extracted 9 January 2016  
Source: IVETS

Region <sup>1</sup>	Male	Female	Living in social housing	Holds a humanitarian visa
Capital Region	242	417	55	-
Central Coast	574	1,155	160	-
Central West	391	790	95	1
Coffs Harbour–Grafton	529	727	77	23
Far West and Orana	167	240	20	-
Hunter Valley excluding Newcastle	449	857	111	1
Illawarra	728	960	226	11
Mid North Coast	666	1,206	66	-
Murray	160	267	56	12
New England and North West	299	603	60	-
Newcastle and Lake Macquarie	1,114	1,396	280	8
Richmond–Tweed	777	1,039	57	-
Riverina	261	583	82	-
Southern Highlands and Shoalhaven	254	371	65	-
Sydney	5,113	8,394	1,470	226
<b>Total</b>	<b>11,724</b>	<b>19,005</b>	<b>2,880</b>	<b>282</b>

<sup>1</sup> For the area a region covers see Figure 6 on page 33.

# Smart and Skilled Program

**Table 43** Number of Fee-Free Scholarships by region and age cohort

For Period 1 January 2016 to 31 December 2016

Extracted 30 November 2016

Source: IVETS

Region <sup>1</sup>	15–19 years	20–24 years	25–30 years
Capital Region	263	230	165
Central Coast	728	581	394
Central West	437	403	342
Coffs Harbour–Grafton	533	407	305
Far West and Orana	165	146	96
Hunter Valley excluding Newcastle	548	476	279
Illawarra	585	696	402
Mid North Coast	797	618	454
Murray	179	145	103
New England and North West	334	326	240
Newcastle and Lake Macquarie	967	928	603
Richmond–Tweed	757	618	440
Riverina	316	291	234
Southern Highlands and Shoalhaven	218	252	150
Sydney	4,452	4,855	4,149
<b>Total</b>	<b>11,279</b>	<b>10,972</b>	<b>8,356</b>

<sup>1</sup> For the area a region covers see Figure 6 on page 33.

# Glossary

<b>ACE</b>	Adult and Community Education
<b>Accredited vocational training</b>	Education approved by the Australian Skills Quality Authority.
<b>Active provider</b>	A Smart and Skilled contracted training provider who has delivered training under their Smart and Skilled contract.
<b>Adult and Community Education</b>	A not-for profit, community-owned organisation with a primary focus on adult education. The ACE sector delivers courses relating to leisure, personal and community development, employment skills, preparation for VET and nationally recognised programs of study.
<b>AEDO</b>	Aboriginal Enterprise Development Officer Program
<b>Apprentice</b>	An employee who is party to an apprenticeship to learn a trade on-the-job under a qualified tradesperson and off-the-job with a registered training organisation.
<b>Approval (training contract)</b>	The official confirmation by Training Services NSW that an apprenticeship or traineeship has commenced with an employer.
<b>Approved (training provider)</b>	A training provider has been offered and has accepted a Smart and Skilled contract.
<b>Approved qualification</b>	A qualification that a training provider is approved to deliver under Smart and Skilled.
<b>AQF</b>	Australian Quality Framework
<b>ASDB</b>	The NSW Department of Industry's Aboriginal Services Database.
<b>ATSI</b>	Aboriginal or Torres Strait Islander
<b>Australian Quality Framework</b>	Defines the levels and types of qualifications for the non-school educational sector nationally.
<b>Bert Evans Apprentice Scholarships</b>	<p>These scholarships assist apprentices in NSW who have demonstrated:</p> <ul style="list-style-type: none"> <li>• hardship in their personal circumstances</li> <li>• an aptitude for VET that will lead them to complete their trade training successfully</li> <li>• a positive attitude and application in the workplace and in off-the-job training.</li> </ul> <p>A maximum of 50 scholarships are awarded annually, including 10 NSW Country Apprentice Scholarships.</p>
<b>Commencement</b>	Occurs when a student begins to participate in training for a qualification or accredited course; or, for a subject-only enrolment, begins to participate in a module or unit of competency that is scheduled to be completed in the current year.
<b>Commitment</b>	Represents a commitment by government to subsidise a training provider for the cost of training an approved prospective student in an approved qualification, accredited course or subject-only enrolment.
<b>Community service obligation (CSO)</b>	A service with an identifiable community or social benefit that cannot be supplied under commercial costs and conditions, and that government subsidises.
<b>Continuing</b>	A student who is continuing training for a qualification or accredited course in a subsequent year to the commencement year and who is still training at the time of this report; or, for a subject-only enrolment, an enrolment in a module or unit of competency that is scheduled to be completed in a future year.
<b>Completion</b>	A student who has successfully completed a qualification or accredited course; or, for a subject-only enrolment, has completed a module or unit of competency.
<b>Completion Rate</b>	
<b>CSO</b>	Community service obligation
<b>Disadvantaged student group</b>	A student who falls into one or more equity categories of: being an Aboriginal or Torres Strait Islander, being disabled, being a humanitarian visa holder, being long-term unemployed, or living in a regional or remote area.

<b>Enrolment</b>	The engagement and participation of a student in an approved qualification, accredited course or subject-only training.
<b>Existing worker trainee</b>	A long-term employee (greater than three months full time or 12 months part time) who is party to a traineeship to learn a recognised vocation on-the-job under supervision and off-the-job with a training provider.
<b>Fee for service</b>	A VET qualification or accredited course that is not subsidised by government (a student or their employer pays the full fee for the training).
<b>Fee-Free Scholarships</b>	Part of the NSW Government's commitment under the Reskilling NSW strategy. It provides \$48 million over four years for 200,000 Smart and Skilled concession-eligible 15 to 30 year olds. Scholarships are available to eligible students who undertake study with an approved Smart and Skilled training provider for a qualification from Certificate level I to IV that is on the NSW Skills List, with priority giving to eligible social housing residents.
<b>FY</b>	Financial year
<b>Jobs of Tomorrow Scholarships</b>	Part of the NSW Government's commitment under the Reskilling NSW strategy which provides \$25 million over four years for 25,000 scholarships for students to undertake selected VET qualifications in science, technology, engineering and mathematics (STEM). In each calendar year, the first 6,250 eligible students who apply and have their enrolment confirmed will be offered a scholarship.
<b>IVETS</b>	The NSW Department of Industry's Integrated Vocational Education and Training Services database.
<b>NCAP</b>	New Careers for Aboriginal People Program
<b>NCVER</b>	National Centre for Vocational Education Research
<b>New entrant trainee</b>	An employee who is party to a traineeship to learn a recognised vocation on-the-job under supervision and off-the-job with a training provider.
<b>Non-accredited vocational training</b>	Education with a vocational intent that is non-assessable and not recognised under the AQF.
<b>NSW Ageing Strategy</b>	NSW Government commitment to support seniors in the community with a range of programs and initiatives.
<b>OLiV</b>	The NSW Department of Industry's On Line Validation System.
<b>Private training provider</b>	A non-TAFE training provider that is registered with the Australian Skills Quality Authority, and can deliver nationally recognised courses and award AQF VET qualifications.
<b>Qualification</b>	A nationally recognised qualification under the Australian Qualifications Framework (AQF).
<b>Recognition of prior learning</b>	An individual has shown evidence to a training provider that they have acquired a skill or knowledge through their work experience or prior formal training and the training provider has awarded them a part or full qualification without the need for further study.
<b>Region</b>	There are 15 training regions (which are based on Australian Bureau of Statistics SA4 level). See Figure 6 on page 32.
<b>Regional</b>	A classification of a student's residence using the Australian Bureau of Statistics Accessibility/Remoteness Index of Australia.
<b>Registered training organisation (RTO)</b>	An training provider that is registered with the Australian Skills Quality Authority – which allows them to deliver nationally courses and award AQF VET qualifications.
<b>Remote</b>	A classification of a student's residence using the Australian Bureau of Statistics Accessibility/Remoteness Index of Australia.
<b>Reskilling NSW strategy</b>	An NSW Government initiative to help individuals get a job by giving them access to VET.
<b>Returned (contract)</b>	A training provider that has chosen to withdraw from its Smart and Skilled contract.
<b>Smart and Skilled</b>	The NSW Government's initiative to create a successful contestable VET market in NSW, and achieve the goals of VET reform and the skill priorities of NSW.
<b>Smart and Skilled program</b>	A subset of Smart and Skilled government-subsidised training with specific characteristics.

<b>Status (training provider)</b>	Indicates whether a Smart and Skilled training provider's contract has been approved, suspended, returned or terminated.
<b>Subject-only enrolment</b>	An enrolment in a module or unit of competency that is not intended to lead to the issue of a qualification or accredited course.
<b>Suspended (training provider)</b>	A training provider's Smart and Skilled contract has been temporarily suspended for one or more breaches of contract conditions.
<b>TAFE NSW</b>	The NSW Government's public training provider of VET in NSW.
<b>Tech Savvy Seniors Program</b>	A joint NSW Government and Telstra initiative that provides grants to ACE providers to deliver training in the use of smart technologies to people over 60 years of age.
<b>Terminated (training provider)</b>	A training provider's Smart and Skilled contract has been terminated for one or more breaches of contract conditions.
<b>Total VET activity</b>	All accredited VET activity from all training providers (unless granted an exemption) in accordance with the National VET Provider Collection Data Requirements Policy.
<b>Trade</b>	The occupation to which an apprenticeship leads.
<b>Training contract</b>	The mutual agreement between an employer and apprentice or trainee.
<b>Training contract type</b>	A training contract can be either an apprenticeship, an existing worker traineeship or a new entrant traineeship.
<b>Training provider</b>	A training provider that is registered with the Australian Skills Quality Authority, and can deliver nationally recognised courses and award AQF VET qualifications.
<b>VET</b>	Vocational education and training
<b>VET FEE-HELP</b>	An Australian Government income-contingent loan scheme for VET students. A loan covers a student's fees. The student is only required to pay back the loan when their income reaches a set level.
<b>Vocation</b>	The occupation to which a traineeship leads.
<b>Vocational Training Assistance</b>	Provided through the Vocational Training Assistance Scheme (VTAS) – a program that provides eligible apprentices and trainees with monetary assistance to attend off-the-job training during the term of their apprenticeship or traineeship. Existing worker trainees are ineligible to claim vocational training assistance. Current rates for travel are 12 cents per kilometre and \$28 per night for accommodation, and a one-off payment of up to \$2,000 for a student who has to relocate.
<b>VTAS</b>	Vocational Training Assistance Scheme
<b>Woman in non-traditional trades</b>	Currently, 167 out of a total 1,211 trades are considered to be non traditional trades for women. Examples include Certificate III in Aeroskills (Mechatronics) and Certificate III in Solid Plastering.
<b>YTD</b>	Year to date



# NSW training regions

Figure 6 Training regions in NSW

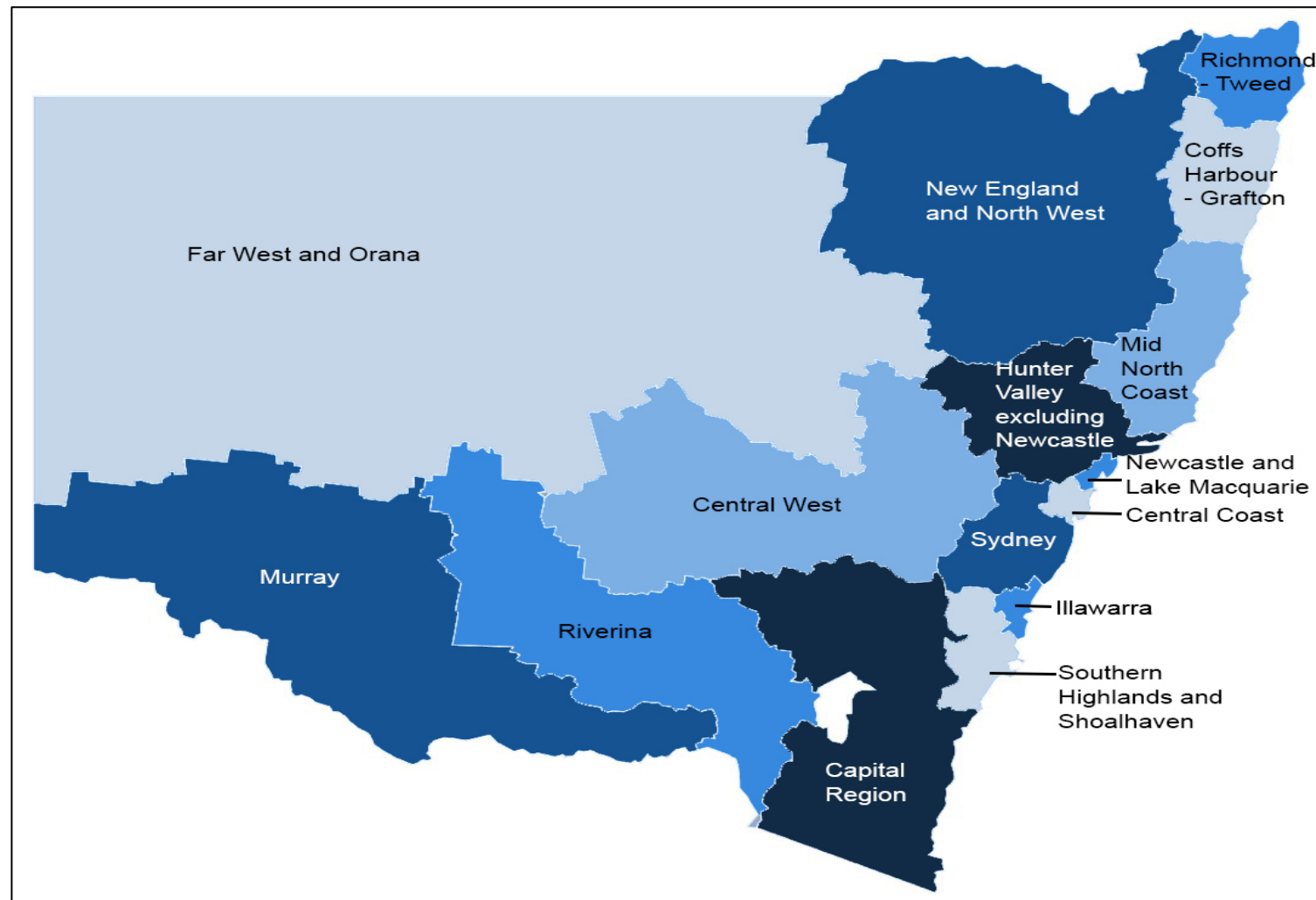


Table 44 Major towns or areas for each region

This region...	Includes...
Capital Region	Goulburn, Yass, Queanbeyan, the Snowy Mountains and the South Coast
Central Coast	Brooklyn, Davistown, Terrigal, The Entrance, Wyong and Gosford
Central West	Bathurst, Lachlan Valley, Lithgow, Mudgee and Orange
Coffs Harbour–Grafton	Coffs Harbour and the Clarence Valley
Far West and Orana	Bourke, Cobar, Coonamble, Broken Hill and Dubbo
Hunter Valley excluding Newcastle	Lower and Upper Hunter, Maitland and Port Stephens
Illawarra	Wollongong, Shellharbour and Kiama
Mid North Coast	Great Lakes, Kempsey, Nambucca, Lord Howe Island, Port Macquarie, Taree and Gloucester
Murray	Upper and Lower Murray, and Albury
Newcastle and Lake Macquarie	Newcastle and Lake Macquarie
New England and North West	Armidale, Inverell, Moree, Inverell, Tenterfield, Moree, Narrabri, Tamworth and Gunnedah
Richmond–Tweed	Richmond Valley and Tweed Valley
Riverina	Griffith, Tumut and Wagga Wagga
Southern Highlands and Shoalhaven	Mittagong, Bowral, Nowra and Ulladulla
Sydney	Sydney and the Blue Mountains