



Performance of NSW VET programs: monthly report

December 2019

Published by the Department of Education.

© State of New South Wales through Department of Education.

This publication is copyright. You may download, display, print and reproduce this material provided that the wording is reproduced exactly, the source is acknowledged, and the copyright, update address and disclaimer notice are retained. To copy, adapt, publish, distribute or commercialise any of this publication you will need to seek permission from the Department of Education.

Disclaimer: The information contained in this publication is based on knowledge and understanding at the time of writing (June 2016). However, because of advances in knowledge, users are reminded of the need to ensure that the information upon which they rely is up to date and to check the currency of the information with the appropriate officer of the Department of Education or the user's independent advisor.

Contents

About this report	4
National VET activity data	5
VET activity data from NCVER	5
Enrolments by qualification level	5
Performance of NSW VET programs	7
Aboriginal programs and services	7
Elsa Dixon Aboriginal Employment Program	7
Aboriginal Enterprise Development Officer Program	8
New Careers for Aboriginal People Program	8
The Way Ahead for Aboriginal People Program	8
Adult and Community Education programs	9
Qualification enrolments by funding source	9
Subject-only enrolments by funding source	10
Community service obligations funded enrolments in qualifications	11
CSO-funded students doing qualifications	12
CSO-funded subject-only enrolments	13
CSO-funded students doing subjects only	14
Apprenticeships and traineeships	15
Training contract approvals for apprenticeships and traineeships	15
Top five apprenticeships and traineeships by training contract approvals	18
Apprentices and trainees in training	19
Training contract completion rates for apprenticeships and traineeships	19
Bert Evans Apprentice Scholarships	20
Smart and Skilled Program	21
Enrolments	21
Students	24
Smart and Skilled training providers	26
Top 10 qualifications	27
Fee-Free Scholarships	28
Glossary	30
NSW training regions	33

About this Report

This is a monthly report on the performance of NSW vocational education and training (VET) programs and follows the introduction of the NSW Government's Smart and Skilled reform in January 2015. The Department of Education publishes this report regularly in line with the NSW Government's commitment to transparency.

The completeness of the report's data and information will improve over time as training providers adjust to new reporting requirements.

When interpreting the report's data care must be taken because:

- There are overlaps between different data sets (e.g. apprenticeship data appears in both the Apprenticeship and Traineeship section, and in the Smart and Skilled section).
- Data may have breaks or adjustments in the time series.
- Some data relates to the year to date (YTD) and previous YTD, but other data may relate to a calendar or financial year.

The Glossary explains terms the report uses and a map of training regions please see the table of contents for its location.

National VET activity data

The National Centre for Vocational Education Research (NCVER) is responsible for collecting, managing, analysing, evaluating and communicating research and statistics about vocational education and training (VET) nationally on behalf of the Commonwealth and state and territory ministers responsible for VET.

VET activity data from NCVER

Enrolments by qualification level

NSW Government-funded enrolments

Table 1 NSW Government-funded enrolments by qualification level¹

For calendar year period

Extracted 06 January 2020

Source: NCVER's VOCStats

Qualification level	2019 Q1-Q2 ²	2018	2017	2016
Diploma and above	29,406	35,900	32,632	38,769
Certificate IV	54,763	69,399	58,875	54,220
Certificate III	136,846	183,911	177,816	159,572
Certificate II	26,526	75,885	77,452	84,495
Certificate I	11,586	20,168	20,038	20,066
Non-award courses	21,452	27,942	19,616	10,179
Total	280,579	413,205	386,429	367,301

¹ Government-funded activity is classified as 'NSW' by the funding body.

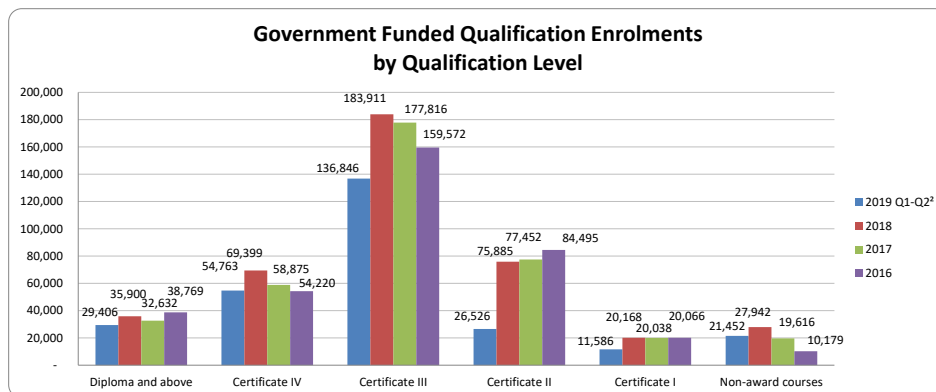
² Q1-Q2 refers to Jan to Jun data.

Figure 1 NSW Government-funded enrolments by qualification level¹

For calendar year period

Extracted 06 January 2020

Source: NCVER's VOCStats



Total NSW VET Activity

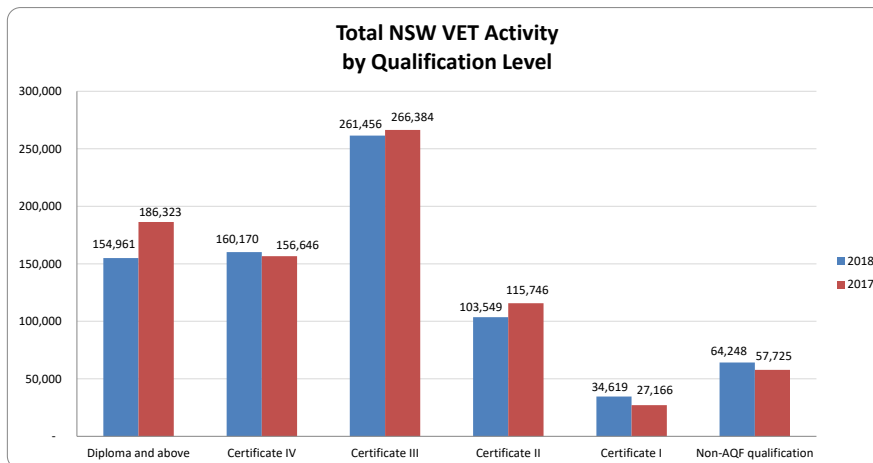
Total NSW VET activity is an estimate of all accredited VET training activity in NSW for the years shown – it includes government-subsidised training and fee-for-service training.

Table 2 Total NSW VET activity by qualification level
For Period 2017 and 2018 calendar year
Extracted 06 January 2020
Source: NCVET's VOCStats

Qualification level	2018	2017
Diploma and above	154,961	186,323
Certificate IV	160,170	156,646
Certificate III	261,456	266,384
Certificate II	103,549	115,746
Certificate I	34,619	27,166
Non-AQF qualification	64,248	57,725
Total	779,003	809,990

¹ Total VET activity is classified as 'NSW' by delivery location.

Figure 2 Total NSW VET activity by qualification level
For Period 2017 and 2018 calendar year
Extracted 06 January 2020
Source: NCVET's VOCStats



Performance of NSW VET programs

Aboriginal programs and services

Elsa Dixon Aboriginal Employment Program

The Elsa Dixon Aboriginal Employment Program provides annual funding to organisations to support Aboriginal education, employment and training by:

- subsidising the salary, development and support costs of Aboriginal employees in a public service agency or local council
- funding innovative community projects
- supporting work experience for Aboriginal students in their final year of a degree or post-degree course.

Table 3 NSW Government-sector positions funded by the Elsa Dixon Aboriginal Employment Program by financial year

For Period (01 July 2018 to 31 July 2019)

Extracted 18 July 2019 (Supplied date)

Source: NSW Department of Education

Position funded	2018-19 ¹	2017-18
Graduate Position (no longer exists)	-	-
Permanent position	3	2
School-based position	61	51
Temporary position	3	3
Total	67	56

Table 4 Partnerships funded by the Elsa Dixon Aboriginal Employment Program by financial year

For Period (01 July 2018 to 31 July 2019)

Extracted 18 July 2019 (Supplied date)

Source: NSW Department of Education

Position funded	2018-19 ¹	2017-18
Partnerships	5	2

¹ The period covered is from 01 July 2018 to 31 July 2019.

Aboriginal programs and services

Aboriginal Enterprise Development Officer Program

The Aboriginal Enterprise Development Officer (AEDO) Program is a free program for Aboriginal people considering starting up their own business or expanding their current business.

Table 5 Outcomes for the Aboriginal Enterprise Development Officer Program by financial year
For Period (01 July 2018 to 31 July 2019)
Extracted 18 July 2019 (Supplied date)
Source: NSW Department of Education

	2018-19 ¹	2017-18
AEDO projects funded	8	8
AEDO new businesses established	50	51
Aboriginal employment positions created	76	88
Aboriginal people assisted	1,114	155

¹ The period covered is from 01 July 2018 to 31 July 2019.

New Careers for Aboriginal People Program

The New Careers for Aboriginal People (NCAP) Program is a free program for Aboriginal people seeking employment and training advisory support services.

Table 6 Outcomes for the New Careers for Aboriginal People Program by financial year
For Period (01 July 2018 to 31 July 2019)
Extracted 18 July 2019 (Supplied date)
Source: NSW Department of Education

	2018-19 ¹	2017-18
NCAP projects funded ²	13	12
NCAP employment outcomes ³	641	739
NCAP training outcomes ⁴	871	888
NCAP Clients assisted	1,456	1,259

¹ The period covered is from 01 July 2018 to 31 July 2019.

² Refers to not-for-profit, community-owned organisations that deliver the NCAP Program.

³ Number of individuals placed in employment and still in employment after three months.

⁴ Number of individuals who have completed an accredited training course or qualification.

The Way Ahead for Aboriginal People Program

The Way Ahead for Aboriginal People Program provides mentoring services for Aboriginal apprentices and trainees who need additional support in the workplace. Mentors are chosen because of their experience and acceptance within Aboriginal communities.

Source: NSW Department of Education

Table 7 Outcomes for The Way Ahead for Aboriginal People Program by financial year
For Period (01 July 2018 to 31 July 2019)
Extracted 18 July 2019 (Supplied date)
Source: NSW Department of Education

	2018-19 ¹	2017-18
Apprentices mentored	219	172
Trainees mentored	283	250
School-based apprentices or trainees mentored	134	186
Total	636	608

¹ The period covered is from 01 July 2018 to 31 July 2019.

Adult and Community Education programs

Adult and Community Education (ACE) training providers are not-for-profit, community-owned organisations with a primary focus on adult education. The ACE sector delivers courses relating to leisure, personal and community development, employment skills, preparation for VET and nationally recognised programs of study.

ACE data is collected quarterly and the most recent data available is the period 01 January 2019 to 31 October 2019.

Qualification enrolments by funding source

By commencements, continuing enrolments and completions

Table 8 Commencing, continuing and completed enrolments in qualifications by funding source
For Period (01 January 2019 to 31 October 2019)
Extracted 15 November 2019
Source: NSW Department of Education's ACE database

Funding source	Commencements	Continuing	Completions
Community service obligation (Smart and Skilled) ¹	1,789	132	263
Other government funding ² excluding Smart and Skilled ¹	942	335	254
Fee for service ¹	291	124	29
Total	3,022	591	546

¹ Includes part qualifications.

² Includes funding from the NSW Government and the Australian Government.

By number of students

Table 9 Number of students who commenced, continued and/or completed their enrolment in a qualification by funding source
For Period (01 January 2019 to 31 October 2019)
Extracted 15 November 2019
Source: NSW Department of Education's ACE database

Funding source ¹	Commencements	Continuing	Completions
Community service obligation (Smart and Skilled) ²	1,527	95	227
Other government funding excluding Smart and Skilled ²	895	314	236
Fee for service ²	288	124	29

¹ As a student may fall into more than one funding group this table does not include totals.

² Includes part qualifications.

Adult and Community Education programs

Subject-only enrolments by funding source

Subject-only enrolments include both accredited and non-accredited vocational training. However, all subjects delivered must be nationally approved with vocational intent (i.e. supporting employment outcomes), with no more than 20 per cent in non-accredited courses.

By commencements, continuing enrolments and completions

Table 10 Commencements, continuing enrolments and completions for subjects-only enrolments by funding source
For Period (01 January 2019 to 31 October 2019)
Extracted 15 November 2019
Source: NSW Department of Education's ACE database

Funding source	Commencements	Continuing	Completions ¹
Community service obligation (Smart and Skilled)	20,888	5,048	18,710
Other government funding ² excluding Smart and Skilled	1,987	359	1,849
Fee for service	8,093	124	8,008
Total	30,968	5,531	28,567

¹ Completion is where an enrolled student either:
- achieved competency achieved/passed
- was granted recognition of prior learning
- was deemed to have satisfactorily completed a non-assessable enrolment

² A subset of 'other government-funded activity' is the Tech Savvy Seniors Program which contributes to the NSW Ageing Strategy. In the

By number of students

Table 11 Number of students who commenced, continued and/or completed subject-only enrolments by funding source
For Period (01 January 2019 to 31 October 2019)
Extracted 15 November 2019
Source: NSW Department of Education's ACE database

Funding source ¹	Commencements	Continuing	Completions ²
Community service obligation (Smart and Skilled)	6,695	1,368	6,338
Other government funding ³ excluding Smart and Skilled	989	127	894
Fee for service	5,465	550	5,424

¹ As a student may fall into more than one funding group this table does not include totals.

² Completion is where an enrolled student either:
- achieved competency achieved/passed
- was granted recognition of prior learning
- was deemed to have satisfactorily completed a non-assessable enrolment

³ A subset of 'other government-funded activity' is the Tech Savvy Seniors Program which contributes to the NSW Ageing Strategy. In the reported period, there were 1,933 individual students enrolled in 6,096 subject-only enrolments.

Adult and Community Education programs

Community service obligations (CSO) funded enrolments in qualifications

By region

Table 12 Commencing, continuing and completed community service obligations (CSO) funded enrolments in qualifications by region
For Period (01 January 2019 to 31 October 2019)
Extracted 15 November 2019
Source: NSW Department of Education's ACE database

Region ¹	Commencements	Continuing	Completions
Capital Region	5	-	1
Central Coast	63	1	9
Central West	70	1	3
Coffs Harbour–Grafton	136	-	1
Far West and Orana	140	6	4
Hunter Valley excluding Newcastle	-	-	-
Illawarra	111	-	1
Mid North Coast	57	11	2
Murray	17	-	5
New England and North West	197	-	-
Newcastle and Lake Macquarie	54	12	1
Richmond–Tweed	245	4	1
Riverina	364	92	230
Southern Highlands and Shoalhaven	28	-	3
Sydney	302	5	2
Total	1,789	132	263

¹ For the area a region covers see Figure 6 on page 33.

By disadvantaged student group

Table 13 Commencing, continuing and completed CSO-funded enrolments in qualifications by disadvantaged student group
For Period (01 January 2019 to 31 October 2019)
Extracted 15 November 2019
Source: NSW Department of Education's ACE database

Disadvantaged student group ¹	Commencements	Continuing	Completions
Aboriginal or Torres Strait Islanders	381	29	68
Students with disabilities	673	70	110
Students living in a regional area	649	20	144
Students living in a remote area	964	112	237

¹ As a student may fall into more than one group this table does not include totals.

Adult and Community Education programs

Community service obligations (CSO) funded students doing qualifications

By region

Table 14 Number of CSO-funded students who commenced, continued and/or completed qualifications by region
For Period (01 January 2019 to 31 October 2019)
Extracted 15 November 2019
Source: NSW Department of Education's ACE database

Region ¹	Commencements	Continuing	Completions
Capital Region	5	-	1
Central Coast	63	1	9
Central West	56	1	2
Coffs Harbour–Grafton	134	-	1
Far West and Orana	120	6	4
Hunter Valley excluding Newcastle	-	-	-
Illawarra	101	-	1
Mid North Coast	48	11	2
Murray	14	-	3
New England and North West	193	-	-
Newcastle and Lake Macquarie	54	12	1
Richmond–Tweed	239	4	1
Riverina	222	55	199
Southern Highlands and Shoalhaven	27	-	2
Sydney	251	5	1
Total	1,527	95	227

¹ For the area a region covers see Figure 6 on page 33.

By disadvantaged student group

Table 15 Number of CSO-funded students who commenced, continued and/or completed qualifications by disadvantaged student group
For Period (01 January 2019 to 31 October 2019)
Extracted 15 November 2019
Source: NSW Department of Education's ACE database

Disadvantaged student group ¹	Commencements	Continuing	Completions
Aboriginal or Torres Strait Islanders	317	20	62
Students with disabilities	544	59	95
Students living in a regional area	577	19	118
Students living in a remote area	777	76	205

¹ As a student may fall into more than one group this table does not include totals.

Adult and Community Education programs

Community service obligations (CSO) funded subject-only enrolments

By region

Table 16 Commencing, continuing and completed CSO-funded enrolments for subjects only by region
For Period (01 January 2019 to 31 October 2019)
Extracted 15 November 2019
Source: NSW Department of Education's ACE database

Region ¹	Commencements	Continuing	Completions
Capital Region	433	202	381
Central Coast	2,259	106	1,950
Central West	1,753	11	1,697
Coffs Harbour–Grafton	1,952	164	1,808
Far West and Orana	919	2	880
Hunter Valley excluding Newcastle	–	–	–
Illawarra	518	523	466
Mid North Coast	2,901	651	2,733
Murray	296	1	227
New England and North West	1,916	242	1,867
Newcastle and Lake Macquarie	530	298	458
Richmond–Tweed	2,219	465	2,001
Riverina	321	49	282
Southern Highlands and Shoalhaven	794	354	682
Sydney	4,077	1,980	3,278
Total	20,888	5,048	18,710

¹ For the area a region covers see Figure 6 on page 33.

By disadvantaged student group

Table 17 Number of CSO-funded students who commenced, continued and/or completed enrolments in subjects only by disadvantaged student group
For Period (01 January 2019 to 31 October 2019)
Extracted 15 November 2019
Source: NSW Department of Education's ACE database

Disadvantaged student group ¹	Commencements	Continuing	Completions
Aboriginal or Torres Strait Islanders	3,876	660	3,443
Students with disabilities	6,437	1,827	5,687
Students living in a regional area	7,451	1,865	6,729
Students living in a remote area	8,361	918	7,825

¹ As a student may fall into more than one group this table does not include totals.

Adult and Community Education programs

Community service obligations (CSO) funded students doing subjects only

By region

Table 18 Number of CSO-funded students who commenced, continued and/or completed enrolments in subjects only by region
For Period (01 January 2019 to 31 October 2019)
Extracted 15 November 2019
Source: NSW Department of Education's ACE database

Region ¹	Commencements	Continuing	Completions
Capital Region	148	32	141
Central Coast	506	59	461
Central West	1,003	4	998
Coffs Harbour–Grafton	681	48	647
Far West and Orana	438	2	425
Hunter Valley excluding Newcastle	–	–	–
Illawarra	161	129	153
Mid North Coast	708	197	687
Murray	56	1	47
New England and North West	741	82	732
Newcastle and Lake Macquarie	139	63	132
Richmond–Tweed	740	133	713
Riverina	72	12	64
Southern Highlands and Shoalhaven	180	72	163
Sydney	1,122	534	975
Total	6,695	1,368	6,338

¹ For the area a region covers see Figure 6 on page 33.

By disadvantaged student group

Table 19 Number of CSO-funded students who commenced, continued and/or completed enrolments in subjects only by disadvantaged student group
For Period (01 January 2019 to 31 October 2019)
Extracted 15 November 2019
Source: NSW Department of Education's ACE database

Disadvantaged student group ¹	Commencements	Continuing	Completions
Aboriginal or Torres Strait Islanders	1,163	183	1,100
Students with disabilities	1,919	504	1,769
Students living in a regional area	2,097	495	1,977
Students living in a remote area	3,244	269	3,152

¹ As a student may fall into more than one group this table does not include totals.

Apprenticeships and traineeships

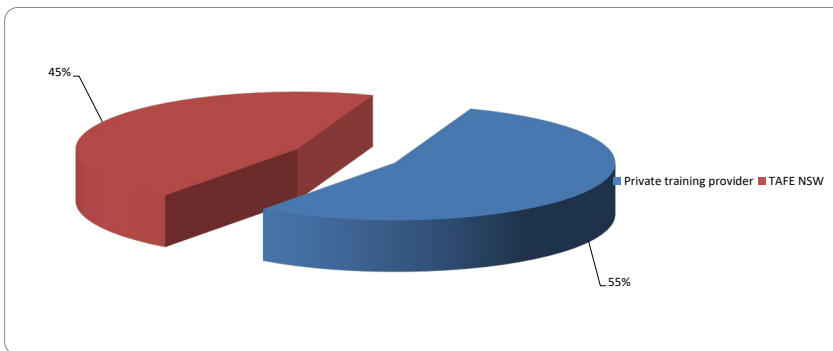
Training contract approvals for apprenticeships and traineeships

By training provider type

Table 20 Training contract approvals by training provider type
 For Period YTD: 01 January to 31 December 2019; previous YTD: 01 January to 31 December 2018; and 2018 calendar year
 Extracted 20 January 2020
 Source: The NSW Department of Education's Integrated Vocational Education and Training System (IVETS).

Training provider type	YTD	Previous YTD	Previous CY
Private training provider	24,068	24,312	24,312
TAFE NSW	20,037	21,930	21,930
Total	44,105	46,242	46,242

Figure 3 Training contract approvals by training provider type (YTD: 01 January to 31 December 2019)
 For Period YTD: 01 January to 31 December 2019; previous YTD: 01 January to 31 December 2018; and 2018 calendar year
 Extracted 20 January 2020
 Source: The NSW Department of Education's Integrated Vocational Education and Training System (IVETS).



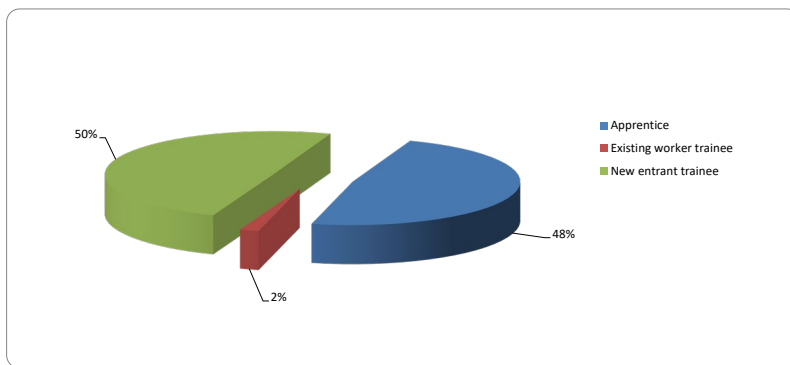
Apprenticeships and traineeships

By student type

Table 21 Training contract approvals by student type
For Period YTD: 01 January to 31 December 2019; previous YTD: 01 January to 31 December 2018; and 2018 calendar year
Extracted 20 January 2020
Source: The NSW Department of Education's Integrated Vocational Education and Training System (IVETS).

Student type	YTD	Previous YTD	Previous CY
Apprentice	21,333	22,276	22,276
Existing worker trainee	812	863	863
New entrant trainee	21,960	23,103	23,103
Total	44,105	46,242	46,242

Figure 4 Training contract approvals by student type
For Period YTD: 01 January to 31 December 2019
Extracted 20 January 2020
Source: The NSW Department of Education's Integrated Vocational Education and Training System (IVETS).



By disadvantaged student group

Table 22 Training contract approvals by disadvantaged student group
For Period YTD: 01 January to 31 December 2019; previous YTD: 01 January to 31 December 2018; and 2018 calendar year
Extracted 20 January 2020
Source: The NSW Department of Education's Integrated Vocational Education and Training System (IVETS).

Disadvantaged student group ¹	YTD	Previous YTD	Previous CY
Aboriginal or Torres Strait Islanders	3,259	3,333	3,333
Students with disabilities	1,274	1,332	1,332
Students living in a regional area	8,947	9,293	9,293
Students living in a remote area	9,631	9,879	9,879
Women in non-traditional trades	800	766	766

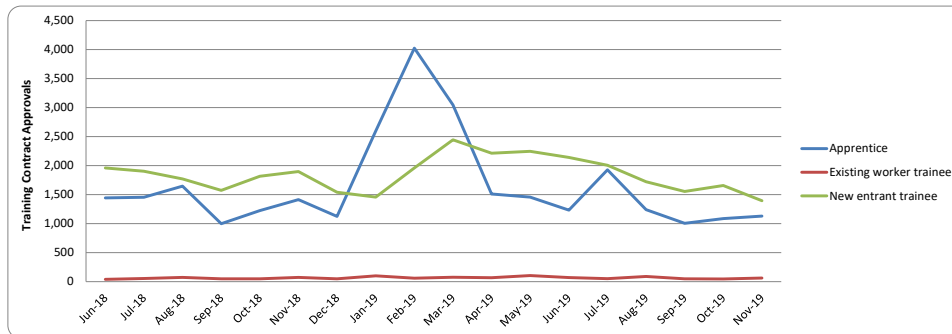
¹ As a student may fall into more than one group this table does not include totals. Also, data is not collected about individuals on a training contract who hold a humanitarian visa or are long-term unemployed.

Apprenticeships and traineeships

By month (for previous 18 months)

Figure 5 Training contract approvals by month
For Period previous 18 months
Extracted 20 January 2020

Source: The NSW Department of Education's Integrated Vocational Education and Training System (IVETS).



By region

Table 23 Training contract approvals by region

For Period YTD: 01 January to 31 December 2019; previous YTD: 01 January to 31 December 2018; and 2018 calendar year
Extracted 20 January 2020

Source: The NSW Department of Education's Integrated Vocational Education and Training System (IVETS).

Region ¹	YTD	Approvals as % of a region's population (YTD)	Previous YTD	Previous CY
Capital Region	1,528	0.74%	1,472	1,472
Central Coast	1,796	0.58%	1,771	1,771
Central West	1,498	0.76%	1,518	1,518
Coffs Harbour–Grafton	812	0.62%	789	789
Far West and Orana	831	0.73%	922	922
Hunter Valley excluding Newcastle	2,150	0.88%	2,049	2,049
Illawarra	1,771	0.64%	2,016	2,016
Mid North Coast	1,256	0.62%	1,306	1,306
Murray	847	0.77%	829	829
New England and North West	1,422	0.81%	1,537	1,537
Newcastle and Lake Macquarie	2,913	0.85%	2,911	2,911
Richmond–Tweed	1,161	0.51%	1,276	1,276
Riverina	1,580	1.05%	1,645	1,645
Southern Highlands and Shoalhaven	877	0.64%	972	972
Sydney	22,472	0.51%	24,339	24,339
Unknown ²	1,191	N/A	890	890
Total	44,105	0.61%	46,242	46,242

¹ For the area a region covers see Figure 6 on page 33.

² Not enough data to map training location to a NSW region.

Apprenticeships and traineeships

Top five Apprenticeships and Traineeships by training contract approvals

Top five Apprenticeships for year to date

Table 24 Top five apprenticeship by qualification

For Period YTD: 01 January to 31 December 2019

Extracted 20 January 2020

Source: The NSW Department of Education's Integrated Vocational Education and Training System (IVETS).

Apprenticeship qualification	YTD
Electrotechnology - Electrician Certificate III	3,152
Carpentry Certificate III	2,635
Plumbing Certificate III	1,596
Automotive - Light Vehicle Mechanical Technology Certificate III	1,382
Hospitality - Commercial Cookery Certificate III	1,011

Top five Apprenticeships for previous year to date

Table 25 Top five apprenticeship by qualification

For Period previous YTD: 01 January to 31 December 2018

Extracted 20 January 2020

Source: The NSW Department of Education's Integrated Vocational Education and Training System (IVETS).

Apprenticeship qualification	Previous YTD
Electrotechnology - Electrician Certificate III	3,372
Carpentry Certificate III	3,150
Plumbing Certificate III	1,820
Automotive - Light Vehicle Mechanical Technology Certificate III	1,443
Hospitality - Commercial Cookery Certificate III	1,061

Top five Traineeships for year to date

Table 26 Top five traineeships by qualification

For Period YTD: 01 January to 31 December 2019

Extracted 20 January 2020

Source: The NSW Department of Education's Integrated Vocational Education and Training System (IVETS).

Traineeship qualification	YTD
Community Services - Early Childhood Education and Care Certificate III	2,956
Retail Certificate III	2,043
Transport and Logistics - Driving Operations Certificate III	1,237
Business Services - Customer Engagement Certificate III	1,152
Transport and Logistics - Warehousing Operations Certificate III	937

Apprenticeships and traineeships

Top five traineeships for previous year to date

Table 27 Top five traineeships by qualification (previous YTD: 01 January to 31 December 2018)
For Period previous YTD: 01 January to 31 December 2018
Extracted 20 January 2020

Source: The NSW Department of Education's Integrated Vocational Education and Training System (IVETS).

Traineeship qualification	Previous YTD
Community Services - Early Childhood Education and Care Certificate III	2,673
Retail Certificate III	1,877
Transport and Logistics - Driving Operations Certificate III	1,463
Business Services - Customer Engagement Certificate III	1,175
Hospitality Certificate III	1,136

Apprentices and trainees in training

Table 28 Number of apprentices and trainees in training
As at 20 January 2020

Extracted 20 January 2020

Source: The NSW Department of Education's Integrated Vocational Education and Training System (IVETS).

Student type	Number
Apprentices	57,492
Existing worker trainees	1,326
New entrant trainees	26,656
Total	85,474

Training contract completion rates for Apprenticeships and Traineeships

Table 29 Contract completion rates for apprenticeships and traineeships
For Period calendar years 2017 and 2018

Extracted 20 January 2020

Source: The NSW Department of Education's Integrated Vocational Education and Training System (IVETS).

Contract type	2018 (%)	2017 (%)
Apprenticeship	59.0%	58.9%
Traineeship	61.2%	62.0%
Total	60.3%	60.7%

Apprenticeships and traineeships

Bert Evans Apprentice Scholarships

The Bert Evans Apprentice Scholarships assist apprentices in NSW who have demonstrated:

- hardship in their personal circumstances
- an aptitude for VET that will lead them to complete their trade training successfully
- a positive attitude and application in the workplace and in off-the-job training.

Source: NSW Department of Education

Table 30 Number of students receiving a Bert Evans Scholarship
For Period calendar years 2017, 2018 and 2019
Extracted 06 February 2020

Source: NSW Department of Education

	2019	2018	2017
Scholarships awarded	90	85	75

Smart and Skilled Program

Smart and Skilled is a NSW Government initiative to create a successful contestable VET market in NSW, achieve the goals of VET reform and the skill priorities of NSW.

Smart and Skilled delivers subsidised training under A703 two broad categories known as 'program streams'— these are Entitlement and Targeted Priorities.

The Entitlement program stream encourages individuals to gain a post-school qualification at the Certificate I, II or III level and also includes apprenticeships and traineeships (which may be at the Certificate IV, Diploma or Advanced Diploma level). The Targeted Priorities program stream encourages individuals to gain a post-school qualification at the Certificate IV, Diploma or Advanced Diploma level.

Each program stream contains several 'programs'. The Entitlement program stream contains the:

- Entitlement Foundation Skills Program
- Entitlement Full Qualifications Program
- Entitlement Apprenticeships and Traineeships Program.

The Targeted Priorities program stream contains the:

- Targeted Priorities Full Qualifications Program
- Targeted Priorities Prevocational and Part Qualification Program.

A student may participate in more than one Smart and Skilled program, training provider or region.

Smart and Skilled commenced on 1 January 2015. Please consider this when comparing 2015 YTD and 2016 YTD data.

Enrolments

By Smart and Skilled program

Table 31 Commencing, continuing and completed enrolments by Smart and Skilled program
For Period YTD: 01 January to 31 December 2019; previous YTD: 01 January to 31 December 2018; and 2018 calendar year
Extracted 20 January 2020

Source: The NSW Department of Education's Integrated Vocational Education and Training System (IVETS).

Smart and Skilled program	Commencements	Continuing	Completions
Entitlement – Apprenticeships	22,968	19,561	8,572
Entitlement – Traineeships	18,003	4,410	9,985
Entitlement Foundation Skills	19,129	118	9,530
Entitlement Full Qualifications	74,701	5,654	31,292
Other (Full Qualifications) ¹	1	-	-
Targeted Priorities (TP) Full Qualifications	10,287	3,297	5,577
TP Prevocational and Part Qualifications –Pre apprenticeship ²	1,139	23	-
TP Prevocational and Part Qualifications –Pre traineeship ³	1,949	22	-
TP Prevocational and Part Qualifications – Prevocational ³	4,476	22	-
TP Prevocational and Part Qualifications – Targeted Skills ⁴	29,793	195	161
Total	182,446	33,302	65,117

¹ The training falls under an existing Smart and Skilled program but could not be processed with the standard method.

² Part qualifications that assist individuals to gain an apprenticeship or traineeship.

³ Part or full qualifications that assist individuals to gain employment or enrol in further education.

⁴ Part qualifications for priority groups and industries to assist individuals to upgrade their training and/or learn new skills for employment.

Smart and Skilled Program

By disadvantaged student group

Table 32 Commencing, continuing and completed enrolments by disadvantaged student group
For Period YTD: 01 January to 31 December 2019
Extracted 20 January 2020
Source: The NSW Department of Education's Integrated Vocational Education and Training System (IVETS).

Disadvantaged student group ¹	Commencements	Continuing	Completions
Aboriginal or Torres Strait Islanders	20,619	2,527	4,769
Students with disabilities	17,217	1,350	6,368
Humanitarian visa holders	4,103	95	1,715
Long-term unemployed	8,502	645	2,707
Students living in a regional area	38,206	6,894	14,385
Students living in a remote area	16,049	2,167	4,469

¹ As a student may fall into more than one group this table does not include totals.

By region

Table 33 Commencing, continuing and completed enrolments by region
For Period YTD: 01 January to 31 December 2019
Extracted 20 January 2020
Source: The NSW Department of Education's Integrated Vocational Education and Training System (IVETS).

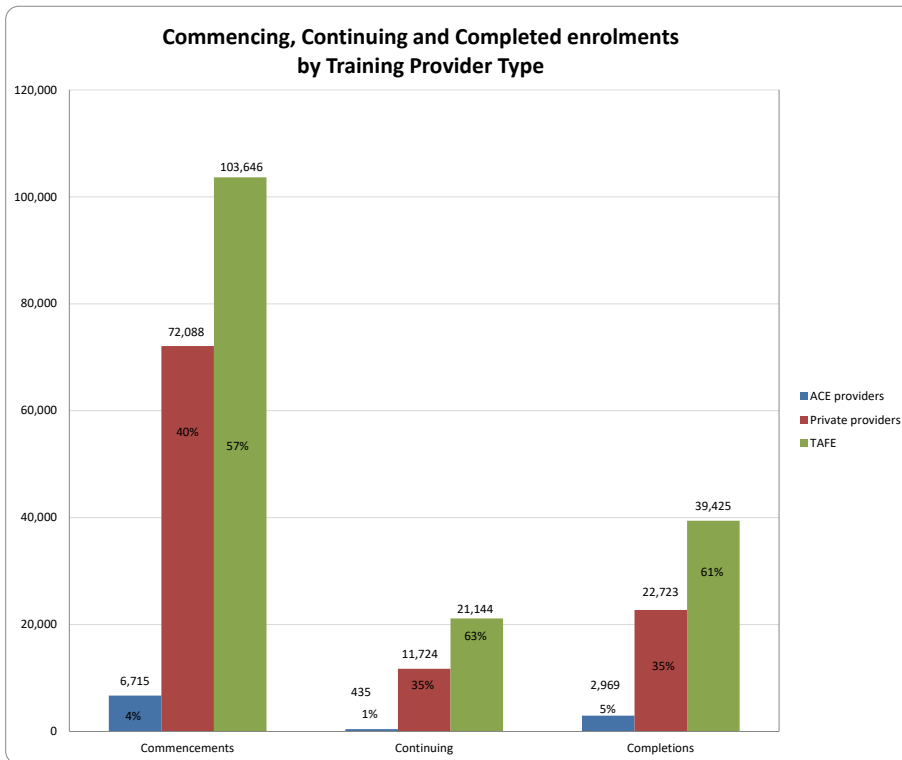
Region ¹	Commencements	Continuing	Completions
Capital Region	3,849	475	1,105
Central Coast	6,996	1,281	2,998
Central West	8,162	927	2,105
Coffs Harbour–Grafton	4,120	762	1,540
Far West and Orana	5,954	612	1,219
Hunter Valley excluding Newcastle	6,789	1,494	2,781
Illawarra	7,883	1,451	3,302
Mid North Coast	7,688	1,160	2,414
Murray	1,819	329	625
New England and North West	8,519	912	2,547
Newcastle and Lake Macquarie	11,642	2,325	4,512
Richmond–Tweed	6,122	1,046	2,700
Riverina	4,953	1,037	1,509
Southern Highlands and Shoalhaven	3,001	513	1,125
Sydney	94,784	18,796	34,597
Total	182,281	33,120	65,079

¹ For the area a region covers see Figure 6 on page 33.

Smart and Skilled Program

By training provider type

Figure 4 Commencing, continuing and completed enrolments by training provider type
 For Period YTD: 01 January to 31 December 2019
 Extracted 20 January 2020
 Source: The NSW Department of Education's Integrated Vocational Education and Training System (IVETS).



Smart and Skilled Program

Students

A student may participate in more than one Smart and Skilled program, training provider or region.

By Smart and Skilled program

Table 34 Number of students who commenced, continued and/or completed a qualification or accredited course under a Smart and Skilled program
For Period YTD: 01 January to 31 December 2019
Extracted 20 January 2020
Source: The NSW Department of Education's Integrated Vocational Education and Training System (IVETS).

Smart and Skilled program	Commencements	Continuing	Completions
Entitlement – Apprenticeships	22,563	19,450	8,564
Entitlement – Traineeships	17,553	4,401	9,959
Entitlement Foundation Skills	16,048	118	8,319
Entitlement Full Qualifications	69,081	5,644	30,280
Other (Full Qualifications) ¹	1	-	-
Targeted Priorities (TP) Full Qualifications	9,892	3,210	5,468
TP Prevocational and Part Qualifications – Part Qualifications Pre apprenticeship ²	1,135	23	-
TP Prevocational and Part Qualifications – Part Qualifications Pre traineeship ²	1,917	22	-
TP Prevocational and Part Qualifications – Part Qualifications Prevocational ³	4,391	22	-
TP Prevocational and Part Qualifications – Targeted Skills ⁴	26,593	193	161
Overall unique student number⁵	160,674	33,009	61,822

¹ The training falls under an existing Smart and Skilled program but could not be processed with the standard method.

² Part qualifications that assist individuals to gain an apprenticeship or traineeship.

³ Part or full qualifications that assist individuals to gain employment or enrol in further education.

⁴ Part qualifications for priority groups and industries to assist individuals to upgrade their training and/or learn new skills for employment.

⁵ The overall unique student number is not a total.

By region

Table 35 Number of students who commenced, continued and/or completed a qualification or accredited course under a Smart and Skilled program by region
For Period YTD: 01 January to 31 December 2019
Extracted 20 January 2020
Source: The NSW Department of Education's Integrated Vocational Education and Training System (IVETS).

Region ¹	Commencements	Commencements as % of a region's population	Continuing	Completions
Capital Region	3,520	1.69%	471	1,064
Central Coast	6,520	2.09%	1,276	2,940
Central West	7,148	3.63%	926	1,968
Coffs Harbour–Grafton	3,611	2.76%	757	1,489
Far West and Orana	5,052	4.45%	607	1,144
Hunter Valley excluding Newcastle	6,270	2.58%	1,492	2,708
Illawarra	7,293	2.64%	1,448	3,224
Mid North Coast	6,950	3.46%	1,147	2,287
Murray	1,680	1.52%	329	611
New England and North West	7,283	4.13%	908	2,303

Smart and Skilled Program

Table 35 Number of students who commenced, continued and/or completed a qualification or accredited course under a Smart and Skilled program by region (Cont.)
For Period YTD: 01 January to 31 December 2019
Extracted 20 January 2020

Source: The NSW Department of Education's Integrated Vocational Education and Training System (IVETS).

Region ¹	Commencements	Commencements as % of a region's population	Continuing	Completions
Newcastle and Lake Macquarie	10,744	3.14%	2,320	4,414
Richmond–Tweed	5,308	2.33%	1,037	2,549
Riverina	4,530	3.02%	1,033	1,492
Southern Highlands and Shoalhaven	2,742	2.00%	512	1,091
Sydney	85,015	1.94%	18,611	32,735

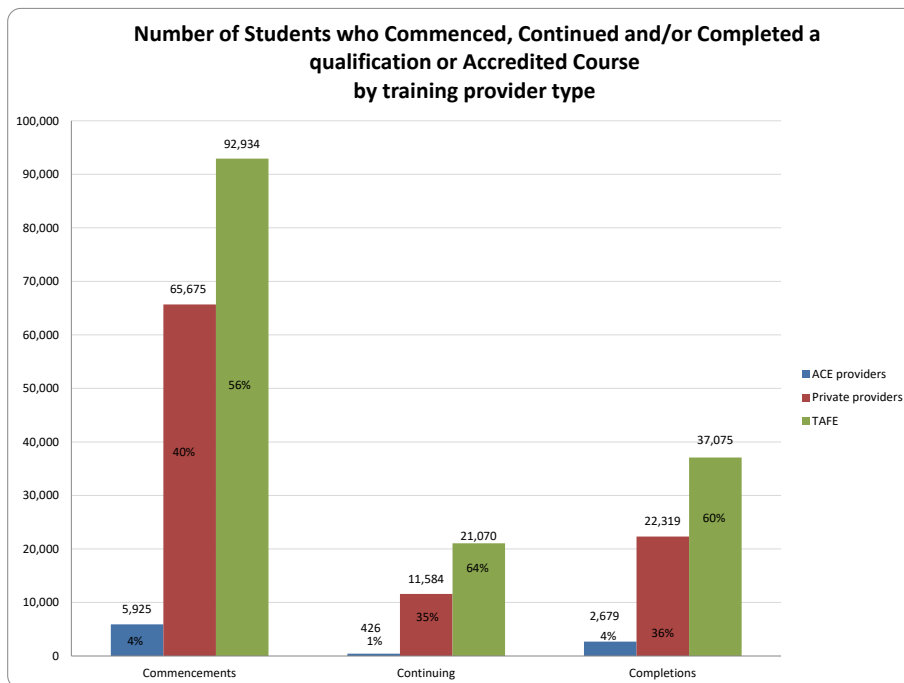
¹ For the area a region covers see Figure 6 on page 33.

² The overall unique student number is not the same as a total.

By training provider type

Figure 5 Number of students who commenced, continued and/or completed a qualification or accredited course by training provider type
For Period YTD: 01 January to 31 December 2019
Extracted 20 January 2020

Source: The NSW Department of Education's Integrated Vocational Education and Training System (IVETS).



Smart and Skilled Program

Smart and Skilled training providers

A 'Smart and Skilled training provider' means a registered training organisation the NSW Department of Education that has contracted to offer government-subsidised training under Smart and Skilled.

By Smart and Skilled programs with regional approvals

Table 36 Number of Smart and Skilled training providers with regional training delivery approvals by Smart and Skilled program
As at 20 January 2020
Extracted 20 January 2020
Source: The NSW Department of Education's Integrated Vocational Education and Training System (IVETS).

Region ¹	No. of approved training providers	
	Entitlement Full Qualifications Program	Targeted Priorities Full Qualification Program
Capital Region	23	19
Central Coast	43	31
Central West	28	26
Coffs Harbour–Grafton	19	18
Far West and Orana	26	12
Hunter Valley excluding Newcastle	37	28
Illawarra	41	34
Mid North Coast	26	28
Murray	10	10
New England and North West	22	28
Newcastle and Lake Macquarie	49	33
Richmond–Tweed	28	24
Riverina	25	27
Southern Highlands and Shoalhaven	24	24
Sydney	152	164

¹ For the area a region covers see Figure 6 on page 33.

By Smart and Skilled programs with state wide approvals

Table 37 Number of Smart and Skilled training providers with state wide training delivery approvals by Smart and Skilled program
As at 20 January 2020
Extracted 20 January 2020
Source: The NSW Department of Education's Integrated Vocational Education and Training System (IVETS).

Smart and Skilled program	Training providers
Entitlement Apprenticeships and Traineeships	297
Entitlement Foundation Skills	34

Smart and Skilled Program

Top 10 qualifications

By commencements

Table 38 Top 10 qualifications by commencements
For Period YTD: 01 January to 31 December 2019
Extracted 20 January 2020

Source: The NSW Department of Education's Integrated Vocational Education and Training System (IVETS).

Qualification	Commencements
Certificate III in Individual Support	9,759
Certificate III in Early Childhood Education and Care	8,556
Certificate III in Business Administration	5,450
Certificate III in Electrotechnology Electrician	3,869
Certificate III in Carpentry	3,748
Certificate III in Hospitality	3,438
Certificate III in Retail	3,312
Certificate III in Warehousing Operations	2,783
Certificate III in Education Support	2,578
Certificate III in Community Services	2,577

By continuing enrolments

Table 39 Top 10 qualifications by continuing enrolments
For Period YTD: 01 January to 31 December 2019
Extracted 20 January 2020

Source: The NSW Department of Education's Integrated Vocational Education and Training System (IVETS).

Qualification	Continuing
Certificate III in Electrotechnology Electrician	5,025
Certificate III in Carpentry	2,943
Certificate III in Plumbing	1,835
Certificate III in Light Vehicle Mechanical Technology	1,390
Certificate III in Engineering - Fabrication Trade	971
Certificate III in Air-conditioning and Refrigeration	920
Certificate III in Early Childhood Education and Care	784
Diploma of Early Childhood Education and Care	676
Certificate III in Driving Operations	651
Certificate III in Individual Support	635

By completions

Table 40 Top 10 qualifications by completions
For Period YTD: 01 January to 31 December 2019
Extracted 20 January 2020

Source: The NSW Department of Education's Integrated Vocational Education and Training System (IVETS).

Qualification	Completions
Certificate III in Individual Support	4,484
Certificate III in Early Childhood Education and Care	4,135
Certificate III in Business Administration	2,466
Certificate III in Retail	1,549
Certificate III in Hospitality	1,471
Certificate I in Information, Digital Media and Technology	1,419
Certificate III in Carpentry	1,413
Certificate III in Education Support	1,174
Certificate III in Warehousing Operations	1,126
Certificate II in Animal Studies	1,005

Smart and Skilled Program

Fee-Free Scholarships

Fee-Free Scholarships are part of the NSW Government's commitment under the Reskilling NSW strategy. The strategy provides \$48 million over four years for 200,000 Smart and Skilled concession-eligible 15 to 30 year olds. Fee-Free Scholarships are available to eligible students who undertake study with an approved Smart and Skilled training provider for a qualification from certificate level I to IV that is on the NSW Skills List, with priority giving to eligible social housing residents. Fee-Free Scholarships have been available since 1 July 2015.

By region and training provider type

Table 41 Number of Fee-Free Scholarships by region and training provider type

For Period 01 July 2015 to 31 December 2019

Extracted 20 January 2020

Source: The NSW Department of Education's Integrated Vocational Education and Training System (IVETS).

Region ¹	Training provider type		
	Fee-Free Scholarships	TAFE NSW	Private training provider
Capital Region	1,772	1,053	719
Central Coast	4,360	2,598	1,762
Central West	2,968	2,259	709
Coffs Harbour–Grafton	3,273	2,797	476
Far West and Orana	973	721	252
Hunter Valley excluding Newcastle	3,319	2,024	1,295
Illawarra	4,428	2,359	2,069
Mid North Coast	5,257	4,319	938
Murray	954	628	326
New England and North West	2,359	1,980	379
Newcastle and Lake Macquarie	6,429	4,268	2,161
Richmond–Tweed	4,549	3,759	790
Riverina	2,144	1,343	801
Southern Highlands and Shoalhaven	1,556	707	849
Sydney	37,161	27,786	9,375
Total	81,502	58,601	22,901

¹ For the area a region covers see Figure 6 on page 33.

By region and selected student characteristics

Table 42 Number of Fee-Free Scholarships by region and selected student characteristics

For Period 01 July 2015 to 31 December 2019

Extracted 20 January 2020

Source: The NSW Department of Education's Integrated Vocational Education and Training System (IVETS).

Region ¹	Male	Female	Living in social housing	Holding a humanitarian visa
Capital Region	586	1,184	126	2
Central Coast	1,372	2,985	270	3
Central West	947	2,019	174	4
Coffs Harbour–Grafton	1,199	2,073	106	51
Far West and Orana	368	605	34	-
Hunter Valley excluding Newcastle	1,071	2,248	204	4
Illawarra	1,752	2,674	514	43
Mid North Coast	1,783	3,471	144	1
Murray	332	622	90	24
New England and North West	727	1,628	112	4
Newcastle and Lake Macquarie	2,683	3,744	495	26
Richmond–Tweed	1,759	2,784	111	3
Riverina	694	1,450	191	11
Southern Highlands and Shoalhaven	609	946	167	-
Sydney	12,094	25,048	2,716	994
Total	27,976	53,481	5,454	1,170

¹ For the area a region covers see Figure 6 on page 33.

Smart and Skilled Program

Table 43 Number of Fee-Free Scholarships by region and age cohort
For Period 01 July 2015 to 31 December 2019
Extracted 20 January 2020

Source: The NSW Department of Education's Integrated Vocational Education and Training System (IVETS).

Region ¹	15–19 years	20–24 years	25–30 years
Capital Region	693	601	472
Central Coast	1,718	1,420	1,113
Central West	998	1,030	931
Coffs Harbour–Grafton	1,299	1,069	883
Far West and Orana	327	364	278
Hunter Valley excluding Newcastle	1,365	1,139	799
Illawarra	1,616	1,685	1,110
Mid North Coast	2,033	1,716	1,475
Murray	363	346	244
New England and North West	849	825	681
Newcastle and Lake Macquarie	2,453	2,317	1,601
Richmond–Tweed	1,813	1,490	1,212
Riverina	674	773	687
Southern Highlands and Shoalhaven	569	547	421
Sydney	11,395	13,204	12,253
Total	28,165	28,526	24,160

¹ For the area a region covers see Figure 6 on page 33.

Glossary

ACE	Adult and Community Education
Accredited vocational training	Education approved by the Australian Skills Quality Authority.
Active provider	A Smart and Skilled contracted training provider who has delivered training under their Smart and Skilled contract.
Adult and Community Education	A not-for profit, community-owned organisation with a primary focus on adult education. The ACE sector delivers courses relating to leisure, personal and community development, employment skills, preparation for VET and nationally recognised programs of study.
AEDO	Aboriginal Enterprise Development Officer Program
Apprentice	An employee who is party to an apprenticeship to learn a trade on-the-job under a qualified tradesperson and off-the-job with a registered training organisation.
Approval (training contract)	The official confirmation by Training Services NSW that an apprenticeship or traineeship has commenced with an employer.
Approved (training provider)	A training provider has been offered and has accepted a Smart and Skilled contract.
Approved qualification	A qualification that a training provider is approved to deliver under Smart and Skilled.
AQF	Australian Quality Framework
ASDB	The NSW Department of Education's Aboriginal Services Database.
ATSI	Aboriginal or Torres Strait Islander
Australian Quality Framework	<p>The national policy for regulated qualifications in the Australian education and training system.</p> <p>The AQF incorporates the quality assured qualifications from each education and training sector into a single comprehensive national qualifications framework. The AQF defines the qualification levels issued by schools, vocational education and training providers and higher education.</p> <p>The AQF qualifications that apply to VET are Certificate levels I to IV, Diploma and Advanced Diploma, as well as Graduate Certificate and Graduate Diploma.</p> <p>Maintaining the AQF is a shared responsibility of the Commonwealth, state and territory governments.</p>
Bert Evans Apprentice Scholarships	<p>These scholarships assist apprentices in NSW who have demonstrated:</p> <ul style="list-style-type: none"> • hardship in their personal circumstances • an aptitude for VET that will lead them to complete their trade training successfully • a positive attitude and application in the workplace and in off-the-job training. <p>A maximum of 50 scholarships are awarded annually, including 10 NSW Country Apprentice Scholarships.</p>
Commencement	Occurs when a student begins to participate in training for a qualification or accredited course; or, for a subject-only enrolment, begins to participate in a module or unit of competency that is scheduled to be completed in the current year.
Commitment	Represents a commitment by government to subsidise a training provider for the cost of training an approved prospective student in an approved qualification, accredited course or subject-only enrolment.
Community service obligation (CSO)	A service with an identifiable community or social benefit that cannot be supplied under commercial costs and conditions, and that government subsidises.
Continuing	A student who is continuing training for a qualification or accredited course in a subsequent year to the commencement year and who is still training at the time of this report; or, for a subject-only enrolment, an enrolment in a module or unit of competency that is scheduled to be completed in a future year.
Completion	A student who has successfully completed a qualification or accredited course; or, for a subject-only enrolment, has completed a module or unit of competency.
Completion Rate	
CSO	Community service obligation
Disadvantaged student group	A student who falls into one or more equity categories of: being an Aboriginal or Torres Strait Islander, being disabled, being a humanitarian visa holder, being long-term unemployed, or living in a regional or remote area.

Enrolment	The engagement and participation of a student in an approved qualification, accredited course or subject-only training.
Existing worker trainee	A long-term employee (greater than three months full time or 12 months part time) who is party to a traineeship to learn a recognised vocation on-the-job under supervision and off-the-job with a training provider.
Fee for service	A VET qualification or accredited course that is not subsidised by government (a student or their employer pays the full fee for the training).
Fee-Free Scholarships	Part of the NSW Government's commitment under the Reskilling NSW strategy. It provides \$48 million over 4 years (starting on 1 July 2015) for 200,000 scholarships. The scholarships cover the fee for any Certificate I to IV level qualification on the NSW Skills List. To be eligible, a student must be aged between 15 and 30 years and eligible for Smart and Skilled's concession fee (with priority given to social housing residents); or living (or have lived) in out-of-home care; or someone who has experienced (or is experiencing) domestic/family violence.
FY	Financial year
Jobs of Tomorrow Scholarships	The Program provides \$25 million over four years (starting in 2016) for 25,000 scholarships in science, technology, engineering and mathematics (STEM) VET qualifications. Eligible students receive a \$1,000 scholarship to encourage them to enrol and complete a STEM qualification. In each calendar year, the first 6,250 eligible students who apply and commence training will be offered a scholarship.
IVETS	The NSW Department of Education's Integrated Vocational Education and Training Services database.
NCAP	New Careers for Aboriginal People Program
NCVER	National Centre for Vocational Education Research
New entrant trainee	An employee who is party to a traineeship to learn a recognised vocation on-the-job under supervision and off-the-job with a training provider.
Non-accredited vocational training	Education with a vocational intent that is non-assessable and not recognised under the AQF.
NSW Ageing Strategy	NSW Government commitment to support seniors in the community with a range of programs and initiatives.
Private training provider	A non-TAFE training provider that is registered with the Australian Skills Quality Authority, and can deliver nationally recognised courses and award AQF VET qualifications.
Qualification	A nationally recognised qualification under the Australian Qualifications Framework (AQF).
Recognition of prior learning	Recognition of prior learning (RPL) involves the assessment of the previously unrecognised skills and knowledge an individual has achieved outside the formal education and training system. This assessment determines the extent to which that individual has achieved the required learning outcomes, competency outcomes, or standards for entry to, and/or partial or total completion of a program of study without the need for further study.
Region	There are 15 training regions (which are based on Australian Bureau of Statistics SA4 level). See Figure 6 on page 32.
Regional	A classification of a student's residence using the Australian Bureau of Statistics Accessibility/Remoteness Index of Australia.
Registered training organisation (RTO)	An training provider that is registered with the Australian Skills Quality Authority – which allows them to deliver nationally courses and award AQF VET qualifications.
Remote	A classification of a student's residence using the Australian Bureau of Statistics Accessibility/Remoteness Index of Australia.
Reskilling NSW strategy	An NSW Government initiative to help individuals get a job by giving them better access to VET.
Returned (contract)	A training provider that has chosen to withdraw from its Smart and Skilled contract.
Smart and Skilled	NSW Government initiative to create a successful contestable VET market in NSW, and achieve the goals of VET reform and the skill priorities of NSW.
Smart and Skilled program	A subset of Smart and Skilled government-subsidised training with specific characteristics.

Status (training provider)	Indicates whether a Smart and Skilled training provider's contract has been approved, suspended, returned or terminated.
Subject-only enrolment	An enrolment in a module or unit of competency that is not intended to lead to the issue of a qualification or accredited course.
Suspended (training provider)	A training provider's Smart and Skilled contract has been temporarily suspended for one or more breaches of contract conditions.
TAFE NSW	The NSW Government's public training provider of VET in NSW.
Tech Savvy Seniors Program	A joint NSW Government and Telstra initiative that provides grants to ACE providers to deliver training in the use of smart technologies to people over 60 years of age.
Terminated (training provider)	A training provider's Smart and Skilled contract has been terminated for one or more breaches of contract conditions.
Total VET activity	All accredited VET activity from all training providers (unless granted an exemption) in accordance with the National VET Provider Collection Data Requirements Policy.
Trade	The occupation to which an apprenticeship leads.
Training contract	The mutual agreement between an employer and apprentice or trainee.
Training contract type	A training contract can be either an apprenticeship, an existing worker traineeship or a new entrant traineeship.
Training provider	A training provider that is registered with the Australian Skills Quality Authority, and can deliver nationally recognised courses and award AQF VET qualifications.
VET	Vocational education and training
VET FEE-HELP	An Australian Government income-contingent loan scheme for VET students. A loan covers a student's fees. The student is only required to pay back the loan when their income reaches a set level.
Vocation	The occupation to which a traineeship leads.
Vocational Training Assistance	Provided through the Vocational Training Assistance Scheme (VTAS) – a program that provides eligible apprentices and trainees with monetary assistance to attend off-the-job training during the term of their apprenticeship or traineeship. Existing worker trainees are ineligible to claim vocational training assistance. Current rates for travel are 12 cents per kilometre and \$28 per night for accommodation, and a one-off payment of up to \$2,000 for a student who has to relocate.
VTAS	Vocational Training Assistance Scheme
Woman in non-traditional trades	Currently, 167 out of a total 1,211 trades are considered to be non traditional trades for women. Examples include Certificate III in Aeroskills (Mechatronics) and Certificate III in Solid Plastering.
YTD	Year to date

NSW training regions

Figure 6 Training regions in NSW

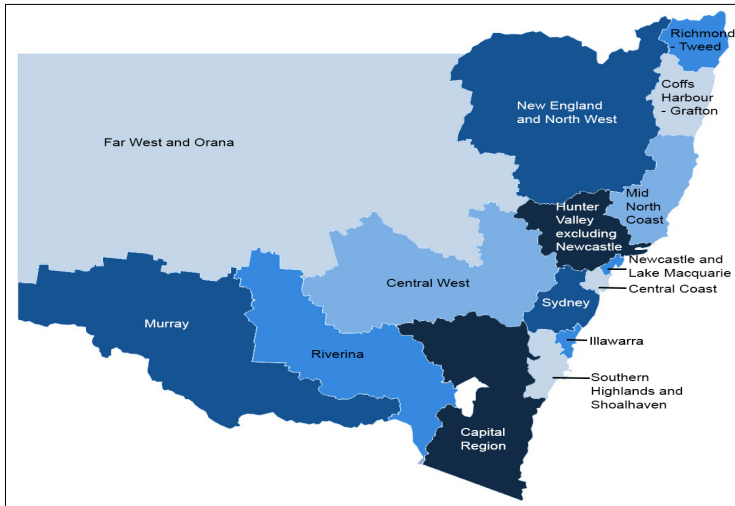


Table 44 Major towns or areas for each region

This region...	Includes...
Capital Region	Goulburn, Yass, Queanbeyan, the Snowy Mountains and the South Coast
Central Coast	Brooklyn, Davistown, Terrigal, The Entrance, Wyong and Gosford
Central West	Bathurst, Lachlan Valley, Lithgow, Mudgee and Orange
Coffs Harbour–Grafton	Coffs Harbour and the Clarence Valley
Far West and Orana	Bourke, Cobar, Coonamble, Broken Hill and Dubbo
Hunter Valley excluding Newcastle	Lower and Upper Hunter, Maitland and Port Stephens
Illawarra	Wollongong, Shellharbour and Kiama
Mid North Coast	Great Lakes, Kempsey, Nambucca, Lord Howe Island, Port Macquarie, Taree and Gloucester
Murray	Upper and Lower Murray, and Albury
Newcastle and Lake Macquarie	Newcastle and Lake Macquarie
New England and North West	Armidale, Inverell, Moree, Inverell, Tenterfield, Moree, Narrabri, Tamworth and Gunnedah
Richmond–Tweed	Richmond Valley and Tweed Valley
Riverina	Griffith, Tumut and Wagga Wagga
Southern Highlands and Shoalhaven	Mittagong, Bowral, Nowra and Ulladulla
Sydney	Sydney and the Blue Mountains