

# Performance of NSW VET programs: monthly report

**February 2017**

Published by the Department of Industry, Skills and Regional Development. First published July 2017

---

© State of New South Wales through Department of Industry, Skills and Regional Development 2017

This publication is copyrighted. You may download, display, print and reproduce this material provided that the wording is reproduced exactly, the source is acknowledged, and the copyright, update address and disclaimer notice are retained. To copy, adapt, publish, distribute or commercialise any of this publication you will need to seek permission from the Department of Industry, Skills and Regional Development.

Disclaimer: The information contained in this publication is based on knowledge and understanding at the time of writing (July 2017). However, because of advances in knowledge, users are reminded of the need to ensure that the information upon which they rely is up to date and to check the currency of the information with the appropriate officer of the Department of Industry, Skills and Regional Development or the user's independent advisor.

---

# Contents

<b>About this report</b>	<b>4</b>
<b>National VET activity data</b>	<b>5</b>
VET activity data from NCVET .....	5
Enrolments by qualification level .....	5
<b>Performance of NSW VET programs</b>	<b>7</b>
<b>Aboriginal programs and services</b> .....	<b>7</b>
Elsa Dixon Aboriginal Employment Program .....	7
Aboriginal Enterprise Development Officer Program .....	8
New Careers for Aboriginal People Program .....	8
The Way Ahead for Aboriginal People Program .....	8
<b>Adult and Community Education programs</b> .....	<b>9</b>
Qualification enrolments by funding source .....	9
Subject-only enrolments by funding source .....	10
Community service obligations funded enrolments in qualifications .....	11
CSO-funded students doing qualifications .....	12
CSO-funded subject-only enrolments .....	13
CSO-funded students doing subjects only .....	14
<b>Apprenticeships and traineeships</b> .....	<b>15</b>
Training contract approvals for apprenticeships and traineeships .....	15
Top five apprenticeships and traineeships by training contract approvals .....	18
Apprentices and trainees in training .....	19
Training contract completion rates for apprenticeships and traineeships .....	19
Bert Evans Apprentice Scholarships .....	20
<b>Smart and Skilled Program</b> .....	<b>21</b>
Enrolments .....	21
Students .....	24
Smart and Skilled training providers .....	26
Top 10 qualifications .....	27
Fee-Free Scholarships .....	28
<b>Glossary</b>	<b>30</b>
<b>NSW training regions</b>	<b>33</b>

## About this Report

This is a monthly report on the performance of NSW vocational education and training (VET) programs and follows the introduction of the NSW Government's Smart and Skilled reform in January 2015. The Department of Industry, Skills and Regional Development publishes this report regularly in line with the NSW Government's commitment to transparency.

The completeness of the report's data and information will improve over time as training providers adjust to new reporting requirements.

When interpreting the report's data care must be taken because:

- There are overlaps between different data sets (e.g. apprenticeship data appears in both the Apprenticeship and Traineeship section, and in the Smart and Skilled section).
- Data may have breaks or adjustments in the time series.
- Some data relates to the year to date (YTD) and previous YTD, but other data may relate to a calendar or financial year.

The Glossary explains terms the report uses and a map of training regions please see the table of contents for its location.

# National VET activity data

The National Centre for Vocational Education Research (NCVER) is responsible for collecting, managing, analysing, evaluating and communicating research and statistics about vocational education and training (VET) nationally on behalf of the Commonwealth and state and territory ministers responsible for VET.

## VET activity data from NCVER

### Enrolments by qualification level

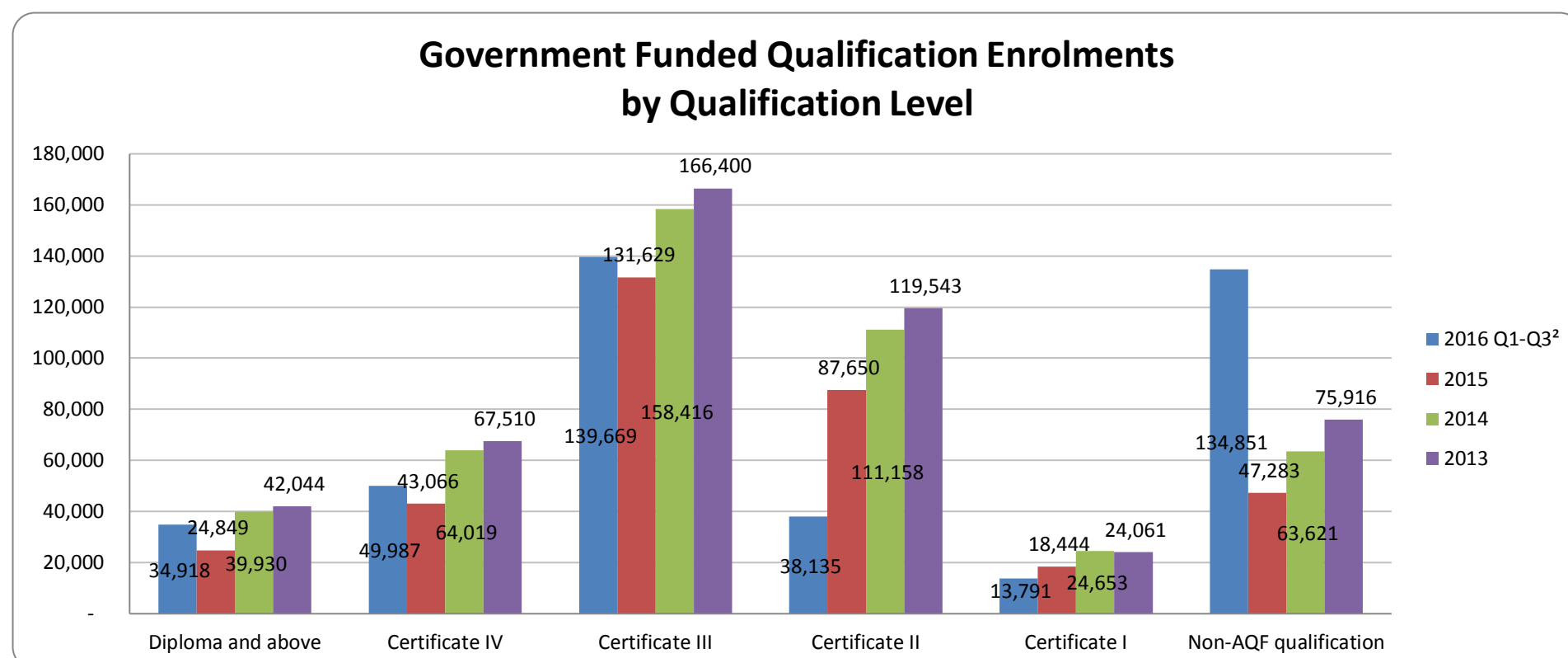
#### NSW Government-funded enrolments

**Table 1 NSW Government-funded enrolments by qualification level<sup>1</sup>**  
For calendar year period  
Extracted February 2017  
Source: NCVER's VOCStats

Qualification level	2016 Q1-Q3 <sup>2</sup>	2015	2014	2013
Diploma and above	34,918	24,849	39,930	42,044
Certificate IV	49,987	43,066	64,019	67,510
Certificate III	139,669	131,629	158,416	166,400
Certificate II	38,135	87,650	111,158	119,543
Certificate I	13,791	18,444	24,653	24,061
Non-AQF qualification	134,851	47,283	63,621	75,916
<b>Total</b>	<b>411,351</b>	<b>352,921</b>	<b>461,797</b>	<b>495,474</b>

<sup>1</sup> Government-funded activity is classified as 'NSW' by the funding body.  
<sup>2</sup> Q1-Q3 refers to Jan to Sep data.

**Figure 1 NSW Government-funded enrolments by qualification level<sup>1</sup>**  
For calendar year period  
Extracted February 2017  
Source: NCVER's VOCStats



## Total NSW VET Activity

Total NSW VET activity is an estimate of all accredited VET training activity in NSW in 2014 – it includes government-subsidised training and fee-for-service training. NCVET noted that the publication of this data for the first time in 2015 was affected by incompleteness because 2014 was a transition year.

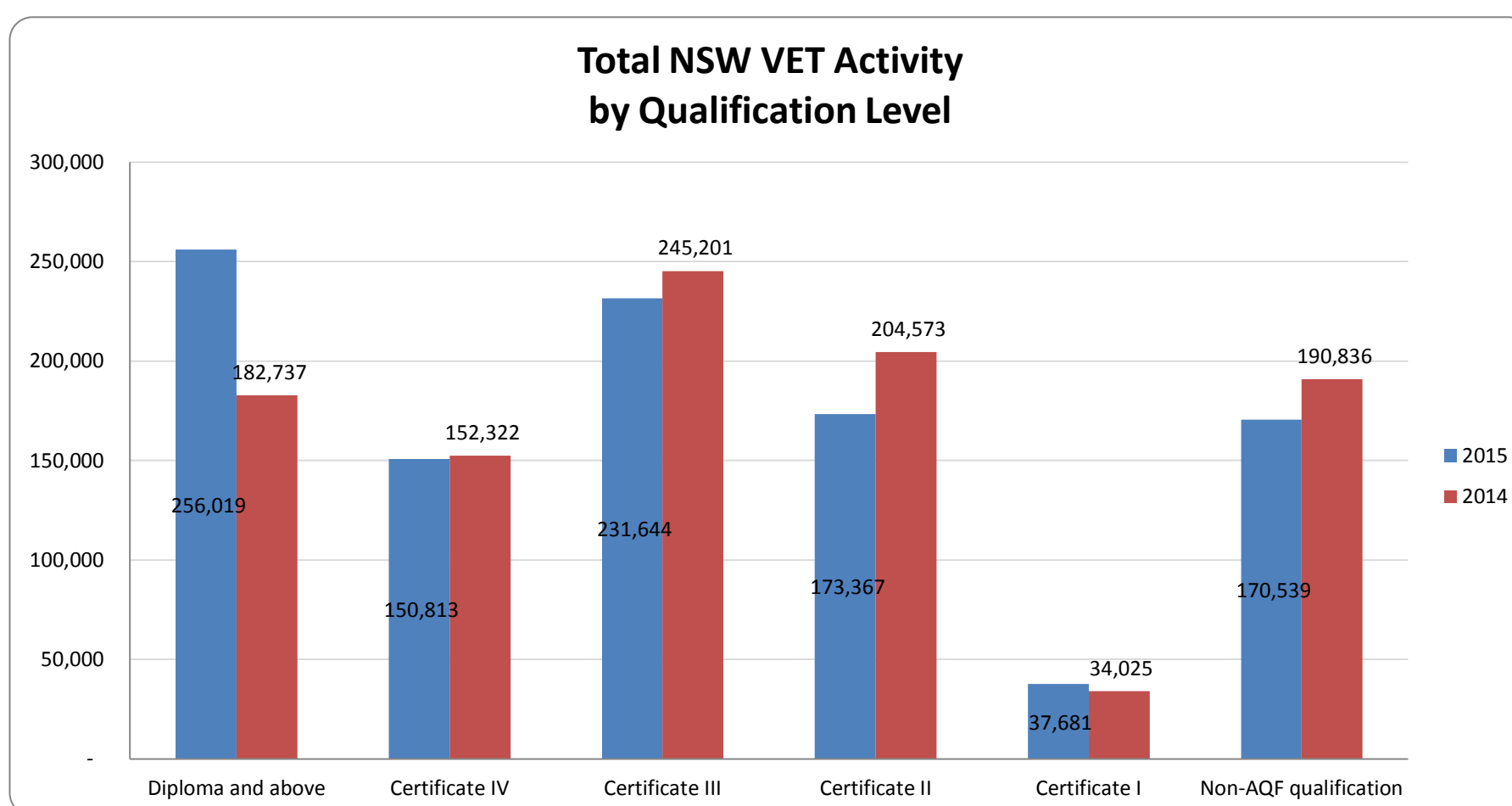
Source: NCVET

**Table 2 Total NSW VET activity by qualification level**  
For Period 2014 and 2015 calendar year  
Extracted February 2017  
Source: NCVET's VOCStats

Qualification level	2015	2014
Diploma and above	256,019	182,737
Certificate IV	150,813	152,322
Certificate III	231,644	245,201
Certificate II	173,367	204,573
Certificate I	37,681	34,025
Non-AQF qualification	170,539	190,836
<b>Total</b>	<b>1,020,063</b>	<b>1,009,694</b>

1 Total VET activity is classified as 'NSW' by delivery location.

**Figure 2 Total NSW VET activity by qualification level**  
For Period calendar year  
Extracted 1 January to 28 February 2017  
Source: NCVET's VOCStats



# Performance of NSW VET programs

## Aboriginal programs and services

### Elsa Dixon Aboriginal Employment Program

The Elsa Dixon Aboriginal Employment Program provides annual funding to organisations to support Aboriginal education, employment and training by:

- subsidising the salary, development and support costs of Aboriginal employees in a public service agency or local council
- funding innovative community projects
- supporting work experience for Aboriginal students in their final year of a degree or post-degree course.

**Table 3 NSW Government-sector positions funded by the Elsa Dixon Aboriginal Employment Program by financial year**  
For Period (1 July 2016 to 28 February 2017)  
Extracted 28 February 2017 (Supplied date)  
Source: NSW Department of Industry

Position funded	2016–17 <sup>1</sup>	2015–16
Graduate position	-	-
Permanent position	-	-
School-based position	96	117
Temporary position	-	-
<b>Total</b>	<b>96</b>	<b>117</b>

**Table 4 Partnerships funded by the Elsa Dixon Aboriginal Employment Program by financial year**  
For Period (1 July 2016 to 28 February 2017)  
Extracted 28 February 2017 (Supplied date)  
Source: NSW Department of Industry

Position funded	2016–17 <sup>1</sup>	2015–16
Partnerships	-	-

<sup>1</sup> The period covered is from 1 July 2016 to 28 February 2017.

## Aboriginal programs and services

### Aboriginal Enterprise Development Officer Program

The Aboriginal Enterprise Development Officer (AEDO) Program is a free program for Aboriginal people considering starting up their own business or expanding their current business.

**Table 5 Outcomes for the Aboriginal Enterprise Development Officer Program by financial year**  
For Period (1 July 2016 to 28 February 2017)  
Extracted 28 February 2017 (Supplied date)  
Source: NSW Department of Industry

	2016–17 <sup>1</sup>	2015–16
AEDO projects funded	7	7
AEDO new businesses established	28	42
Aboriginal employment positions created	45	50

<sup>1</sup> The period covered is from 1 July 2016 to 28 February 2017.

### New Careers for Aboriginal People Program

The New Careers for Aboriginal People (NCAP) Program is a free program for Aboriginal people seeking employment and training advisory support services.

**Table 6 Outcomes for the New Careers for Aboriginal People Program by financial year**  
For Period (1 July 2016 to 28 February 2017)  
Extracted 28 February 2017 (Supplied date)  
Source: NSW Department of Industry

	2016–17 <sup>1</sup>	2015–16
NCAP projects funded <sup>2</sup>	13	13
NCAP employment outcomes <sup>3</sup>	656	842
NCAP training outcomes <sup>4</sup>	559	1,066

<sup>1</sup> The period covered is from 1 July 2016 to 28 February 2017.

<sup>2</sup> Refers to not-for-profit, community-owned organisations that deliver the NCAP Program.

<sup>3</sup> Number of individuals placed in employment and still in employment after three months.

<sup>4</sup> Number of individuals who have completed an accredited training course or qualification.

### The Way Ahead for Aboriginal People Program

The Way Ahead for Aboriginal People Program provides mentoring services for Aboriginal apprentices and trainees who need additional support in the workplace. Mentors are chosen because of their experience and acceptance within Aboriginal communities.

Source: NSW Department of Industry.

**Table 7 Outcomes for The Way Ahead for Aboriginal People Program by financial year**  
For Period (1 July 2016 to 28 February 2017)  
Extracted 28 February 2017 (Supplied date)  
Source: NSW Department of Industry

	2016–17 <sup>1</sup>	2015–16
Apprentices mentored	150	197
Trainees mentored	267	700
School-based apprentices or trainees mentored	200	277
<b>Total</b>	<b>617</b>	<b>1,174</b>

<sup>1</sup> The period covered is from 1 July 2016 to 28 February 2017.



## Adult and Community Education programs

Adult and Community Education (ACE) training providers are not-for-profit, community-owned organisations with a primary focus on adult education. The ACE sector delivers courses relating to leisure, personal and community development, employment skills, preparation for VET and nationally recognised programs of study.

ACE data is collected quarterly and the most recent data available is the period January to December 2016.

### Qualification enrolments by funding source

#### By commencements, continuing enrolments and completions

**Table 8 Commencing, continuing and completed enrolments in qualifications by funding source**  
For Period (1 January to 31 December 2016)  
Extracted 1 April 2017  
Source: NSW Department of Industry's On Line Validation System (OLiV)

Funding source	Commencements	Continuing	Completions
Community service obligation (Smart and Skilled) <sup>1</sup>	1,771	280	317
Other government funding <sup>2</sup> excluding Smart and Skilled <sup>1</sup>	3,505	1,147	1,715
Fee for service <sup>1</sup>	967	178	614
<b>Total</b>	<b>6,243</b>	<b>1,605</b>	<b>2,646</b>

<sup>1</sup> Includes part qualifications.

<sup>2</sup> Includes funding from the NSW Government and the Australian Government.

#### By number of students

**Table 9 Number of students who commenced, continued and/or completed their enrolment in a qualification by funding source**  
For Period (1 January to 31 December 2016)  
Extracted 1 April 2017  
Source: NSW Department of Industry's On Line Validation System (OLiV)

Funding source <sup>1</sup>	Commencements	Continuing	Completions
Community service obligation (Smart and Skilled) <sup>2</sup>	1,582	280	311
Other government funding excluding Smart and Skilled <sup>2</sup>	3,383	1,042	1,520
Fee for service <sup>2</sup>	923	163	585

<sup>1</sup> As a student may fall into one or more funding group this table does not include totals.

<sup>2</sup> Includes part qualifications.

## Adult and Community Education programs

### Subject-only enrolments by funding source

Subject-only enrolments include both accredited and non-accredited vocational training. However, all subjects delivered must be nationally approved with vocational intent (i.e. supporting employment outcomes), with no more than 20 per cent in non-accredited courses.

#### By commencements, continuing enrolments and completions

**Table 10** Commencements, continuing enrolments and completions for subjects-only enrolments by funding source  
For Period (1 January to 31 December 2016)  
Extracted 1 April 2017  
Source: NSW Department of Industry's On Line Validation System (OLiV)

Funding source	Commencements	Continuing	Completions <sup>1</sup>
Community service obligation (Smart and Skilled)	35,778	3,700	29,002
Other government funding <sup>2</sup> excluding Smart and Skilled	8,854	364	8,147
Fee for service	37,207	178	35,832
<b>Total</b>	<b>81,839</b>	<b>4,242</b>	<b>72,981</b>

<sup>1</sup> Completion is where an enrolled student either:  
- achieved competency achieved/passed  
- was granted recognition of prior learning  
- was deemed to have satisfactorily completed a non-assessable enrolment

<sup>2</sup> A subset of 'other government-funded activity' is the Tech Savvy Seniors Program which contributes to the NSW Ageing Strategy. In the

#### By number of students

**Table 11** Number of students who commenced, continued and/or completed subject-only enrolments by funding source  
For Period (1 January to 31 December 2016)  
Extracted 1 April 2017  
Source: NSW Department of Industry's On Line Validation System (OLiV)

Funding source <sup>1</sup>	Commencements	Continuing	Completions <sup>2</sup>
Community service obligation (Smart and Skilled)	9,497	886	8,574
Other government funding <sup>3</sup> excluding Smart and Skilled	4,951	127	4,756
Fee for service	24,635	445	24,050

<sup>1</sup> As a student may fall into one or more funding group this table does not include totals.

<sup>2</sup> Completion is where an enrolled student either:  
- achieved competency achieved/passed  
- was granted recognition of prior learning  
- was deemed to have satisfactorily completed a non-assessable enrolment

<sup>3</sup> A subset of 'other government-funded activity' is the Tech Savvy Seniors Program which contributes to the NSW Ageing Strategy. In the reported period, there were 1,933 individual students enrolled in 6,096 subject-only enrolments.

## Adult and Community Education programs

### Community service obligations (CSO) funded enrolments in qualifications

#### By region

**Table 12** Commencing, continuing and completed community service obligations (CSO) funded enrolments in qualifications by region  
For Period (1 January to 31 December 2016)  
Extracted 1 April 2017  
Source: NSW Department of Industry's On Line Validation System (OLiV)

Region <sup>1</sup>	Commencements	Continuing	Completions
Capital Region	123	6	50
Central Coast	13	12	1
Central West	31	-	1
Coffs Harbour–Grafton	208	3	2
Far West and Orana	99	-	5
Hunter Valley excluding Newcastle	56	8	62
Illawarra	24	-	7
Mid North Coast	26	65	23
Murray	36	1	6
New England and North West	343	67	8
Newcastle and Lake Macquarie	4	1	3
Richmond–Tweed	136	-	26
Riverina	132	59	62
Southern Highlands and Shoalhaven	30	4	20
Sydney	505	50	40
Unknown <sup>2</sup>	5	4	1
<b>Total</b>	<b>1,771</b>	<b>280</b>	<b>317</b>

<sup>1</sup> For the area a region covers see Figure 10 on page 39.

<sup>2</sup> The postcode of a student's home address was not recorded.

#### By disadvantaged student group

**Table 13** Commencing, continuing and completed CSO-funded enrolments in qualifications by disadvantaged student group  
For Period (1 January to 31 December 2016)  
Extracted 1 April 2017  
Source: NSW Department of Industry's On Line Validation System (OLiV)

Disadvantaged student group <sup>1</sup>	Commencements	Continuing	Completions
Aboriginal or Torres Strait Islanders	221	24	33
Students with disabilities	448	65	83
Students living in a regional area	255	70	86
Students living in a remote area	997	152	175

<sup>1</sup> As a student may fall into one or more group this table does not include totals.

## Adult and Community Education programs

### Community service obligations (CSO) funded students doing qualifications

#### By region

**Table 14** Number of CSO-funded students who commenced, continued and/or completed qualifications by region  
For Period (1 January to 31 December 2016)  
Extracted 1 April 2017  
Source: NSW Department of Industry's On Line Validation System (OLiV)

Region <sup>1</sup>	Commencements	Continuing	Completions
Capital Region	119	6	50
Central Coast	13	12	1
Central West	31	-	1
Coffs Harbour–Grafton	179	3	2
Far West and Orana	97	-	5
Hunter Valley excluding Newcastle	56	8	62
Illawarra	24	-	7
Mid North Coast	26	65	23
Murray	36	1	6
New England and North West	328	67	8
Newcastle and Lake Macquarie	4	1	3
Richmond–Tweed	135	-	26
Riverina	111	59	57
Southern Highlands and Shoalhaven	30	4	20
Sydney	388	50	39
Unknown <sup>2</sup>	5	4	1
<b>Total</b>	<b>1,582</b>	<b>280</b>	<b>311</b>

<sup>1</sup> For the area a region covers see Figure 10 on page 39.

<sup>2</sup> The postcode of a student's home address was not recorded.

#### By disadvantaged student group

**Table 15** Number of CSO-funded students who commenced, continued and/or completed qualifications by disadvantaged student group  
For Period (1 January to 31 December 2016)  
Extracted 1 April 2017  
Source: NSW Department of Industry's On Line Validation System (OLiV)

Disadvantaged student group <sup>1</sup>	Commencements	Continuing	Completions
Aboriginal or Torres Strait Islanders	207	24	32
Students with disabilities	414	65	80
Students living in a regional area	250	70	86
Students living in a remote area	929	152	170

<sup>1</sup> As a student may fall into one or more group this table does not include totals.

## Adult and Community Education programs

### Community service obligations (CSO) funded subject-only enrolments

#### By region

**Table 16** Commencing, continuing and completed CSO-funded enrolments for subjects only by region  
For Period (1 January to 31 December 2016)  
Extracted 1 April 2017  
Source: NSW Department of Industry's On Line Validation System (OLIV)

Region <sup>1</sup>	Commencements	Continuing	Completions
Capital Region	483	73	444
Central Coast	4,352	188	3,359
Central West	2,807	22	2,051
Coffs Harbour–Grafton	1,870	58	1,730
Far West and Orana	1,467	10	844
Hunter Valley excluding Newcastle	1,206	309	1,117
Illawarra	1,120	382	991
Mid North Coast	3,658	502	3,367
Murray	37	-	32
New England and North West	3,437	44	3,018
Newcastle and Lake Macquarie	858	261	809
Richmond–Tweed	3,374	346	2,733
Riverina	1,996	181	1,380
Southern Highlands and Shoalhaven	991	90	822
Sydney	7,824	1,204	6,063
Unknown <sup>2</sup>	298	30	242
<b>Total</b>	<b>35,778</b>	<b>3,700</b>	<b>29,002</b>

<sup>1</sup> For the area a region covers see Figure 10 on page 39.

<sup>2</sup> The postcode of a student's home address was not recorded.

#### By disadvantaged student group

**Table 17** Number of CSO-funded students who commenced, continued and/or completed enrolments in subjects only by disadvantaged student group  
For Period (1 January to 31 December 2016)  
Extracted 1 April 2017  
Source: NSW Department of Industry's On Line Validation System (OLIV)

Disadvantaged student group <sup>1</sup>	Commencements	Continuing	Completions
Aboriginal or Torres Strait Islanders	5,802	616	4,095
Students with disabilities	8,551	764	6,628
Students living in a regional area	10,934	1,145	9,348
Students living in a remote area	13,233	625	10,551

<sup>1</sup> As a student may fall into one or more group this table does not include totals.

## Adult and Community Education programs

### Community service obligations (CSO) funded students doing subjects only

#### By region

**Table 18** Number of CSO-funded students who commenced, continued and/or completed enrolments in subjects only by region  
For Period (1 January to 31 December 2016)  
Extracted 1 April 2017  
Source: NSW Department of Industry's On Line Validation System (OLiV)

Region <sup>1</sup>	Commencements	Continuing	Completions
Capital Region	224	11	220
Central Coast	457	27	399
Central West	869	11	826
Coffs Harbour–Grafton	674	30	618
Far West and Orana	475	3	332
Hunter Valley excluding Newcastle	330	59	325
Illawarra	252	82	240
Mid North Coast	980	126	952
Murray	10	-	10
New England and North West	1,561	11	1,444
Newcastle and Lake Macquarie	192	78	186
Richmond–Tweed	1,339	124	1,191
Riverina	393	39	316
Southern Highlands and Shoalhaven	192	24	168
Sydney	1,471	250	1,276
Unknown <sup>2</sup>	78	11	71
<b>Total</b>	<b>9,497</b>	<b>886</b>	<b>8,574</b>

<sup>1</sup> For the area a region covers see Figure 10 on page 39.

<sup>2</sup> The postcode of a student's home address was not recorded.

#### By disadvantaged student group

**Table 19** Number of CSO-funded students who commenced, continued and/or completed enrolments in subjects only by disadvantaged student group  
For Period (1 January to 31 December 2016)  
Extracted 1 April 2017  
Source: NSW Department of Industry's On Line Validation System (OLiV)

Disadvantaged student group <sup>1</sup>	Commencements	Continuing	Completions
Aboriginal or Torres Strait Islanders	1,708	157	1,328
Students with disabilities	2,119	211	1,853
Students living in a regional area	2,895	318	2,679
Students living in a remote area	4,523	162	4,063

<sup>1</sup> As a student may fall into one or more group this table does not include totals.

# Apprenticeships and traineeships

## Training contract approvals for apprenticeships and traineeships

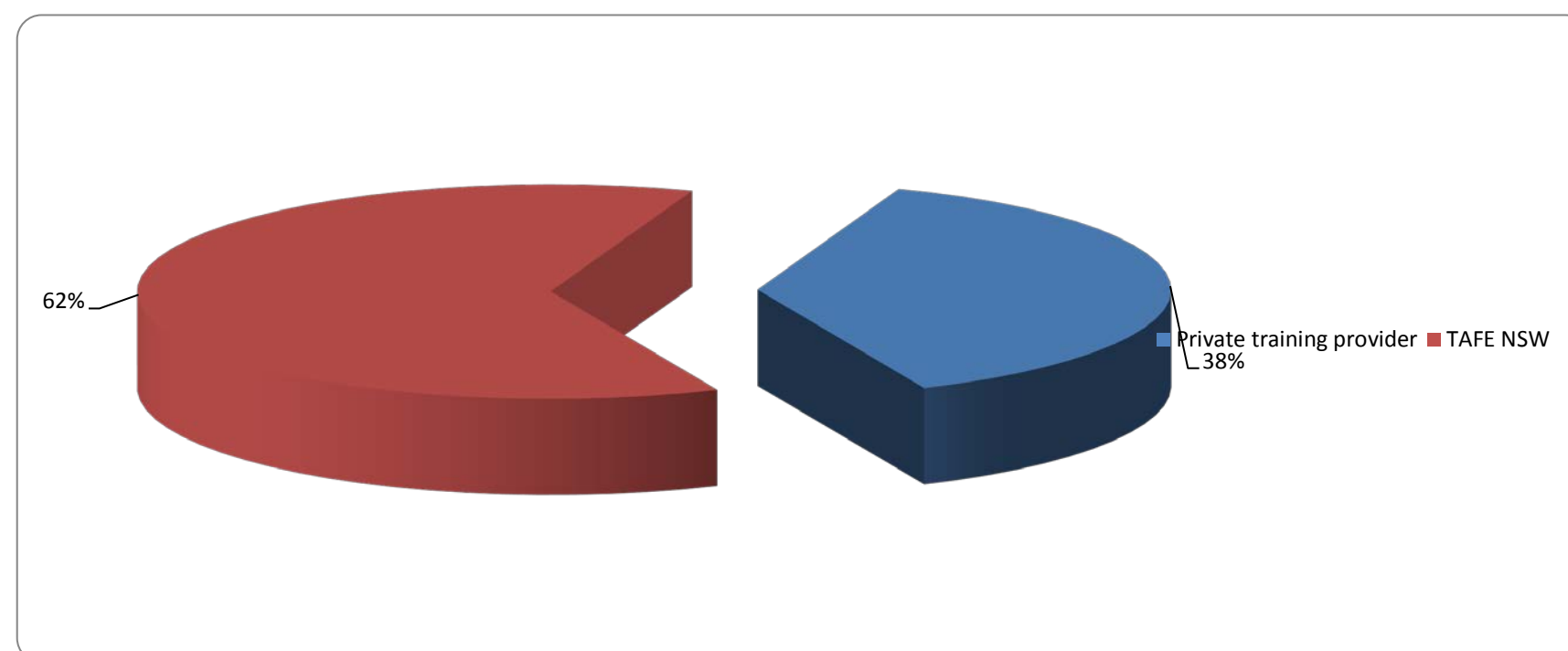
### By training provider type

**Table 20 Training contract approvals by training provider type**  
For Period YTD: 1 January to 28 February 2017; previous YTD: 1 January to 28 February 2016; and 2016 calendar year  
Extracted 1 March 2017  
Source: The NSW Department of Industry's Integrated Vocational Education and Training System (IVETS).

Training provider type	YTD	Previous YTD	2016
Private training provider	3,421	4,139	26,878
TAFE NSW	5,615	5,001	22,132
Unknown <sup>1</sup>	-	-	-
<b>Total</b>	<b>9,036</b>	<b>9,140</b>	<b>49,010</b>

<sup>1</sup> Interstate public training providers who have training contracts with NSW-based apprentices.

**Figure 3 Training contract approval by training provider type (YTD: 1 January to 28 February 2017)**  
For Period YTD: 1 January to 28 February 2017;  
Extracted 1 March 2017  
Source: The NSW Department of Industry's Integrated Vocational Education and Training System (IVETS).



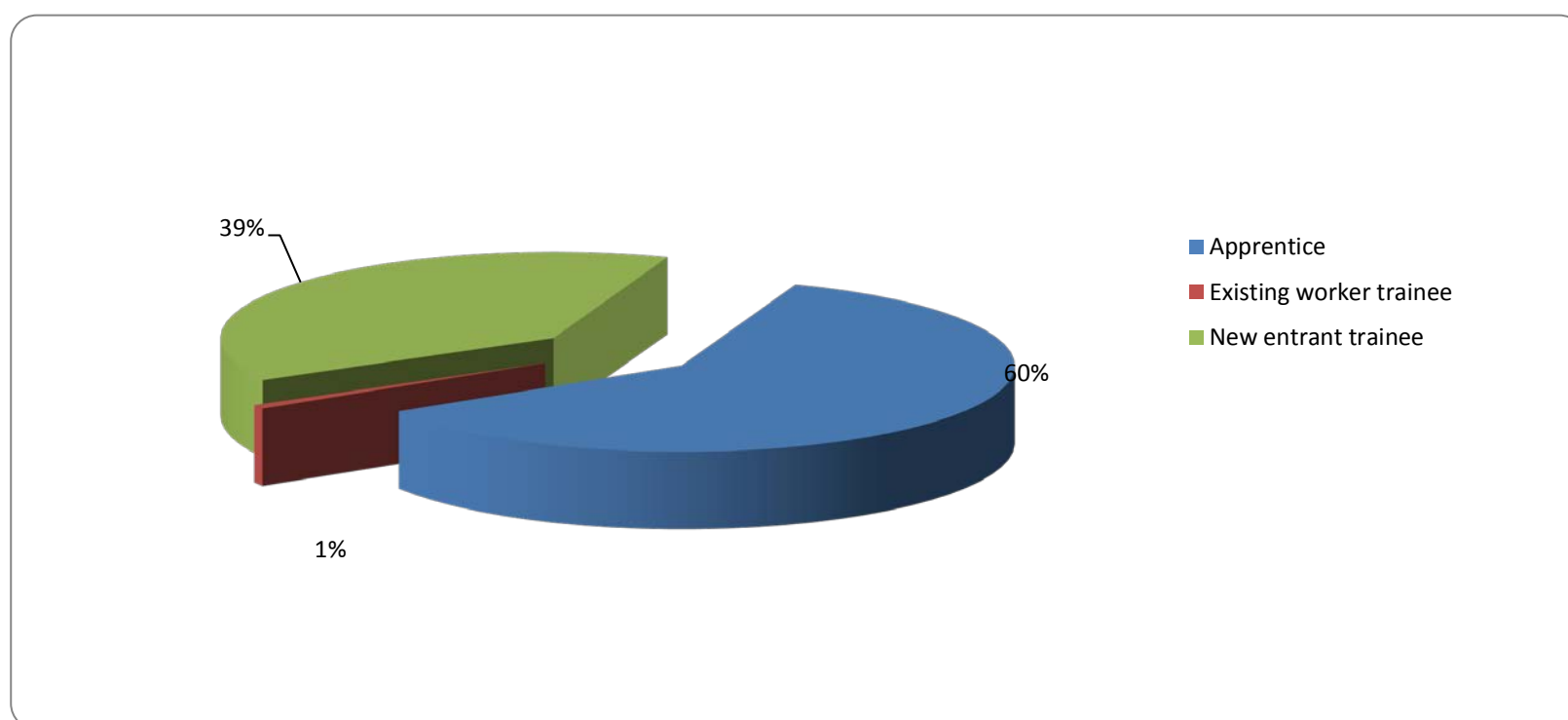
# Apprenticeships and traineeships

## By student type

**Table 21 Training contract approvals by student type**  
For Period YTD: 1 January to 28 February 2017; previous YTD: 1 January to 28 February 2016; and 2016 calendar year  
Extracted 1 March 2017  
Source: The NSW Department of Industry's Integrated Vocational Education and Training System (IVETS).

Student type	YTD	Previous YTD	2016
Apprentice	5,473	4,794	21,828
Existing worker trainee	69	295	1,207
New entrant trainee	3,494	4,051	25,975
<b>Total</b>	<b>9,036</b>	<b>9,140</b>	<b>49,010</b>

**Figure 4 Training contract approvals by student type**  
For Period YTD: 1 January to 28 February 2017  
Extracted 1 March 2017  
Source: The NSW Department of Industry's Integrated Vocational Education and Training System (IVETS).



## By disadvantaged student group

**Table 22 Training contract approvals by disadvantaged student group**  
For Period YTD: 1 January to 28 February 2017; previous YTD: 1 January to 28 February 2016; and 2016 calendar year  
Extracted 1 March 2017  
Source: The NSW Department of Industry's Integrated Vocational Education and Training System (IVETS).

Disadvantaged student group <sup>1</sup>	YTD	Previous YTD	2016
Aboriginal or Torres Strait Islanders	525	480	2,947
Students with disabilities	219	214	1,307
Students living in a regional area	1,913	1,871	10,138
Students living in a remote area	1,877	1,733	9,876
Women in non-traditional trades	203	193	955

<sup>1</sup> As a student may fall into one or more group this table does not include totals. Also, data is not collected about individuals on a training contract who hold a humanitarian visa or are long-term unemployed.

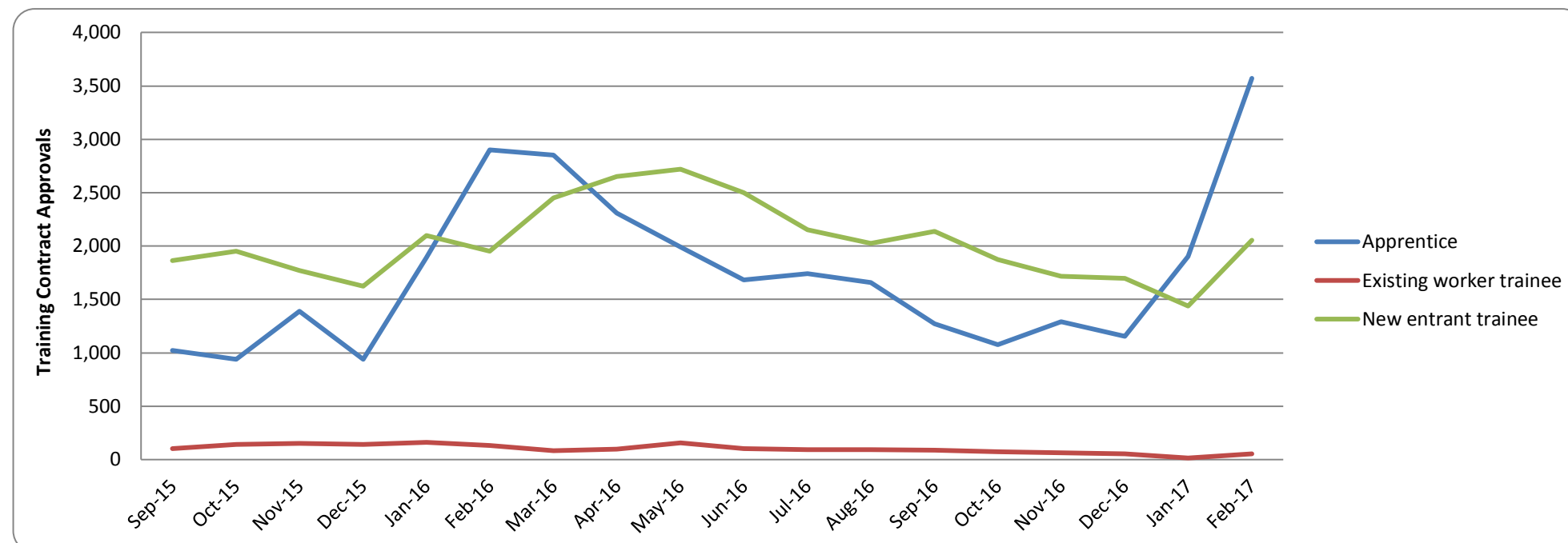


## Apprenticeships and traineeships

### By month (for previous 18 months)

Figure 5 Training contract approvals by month  
For Period previous 18 months  
Extracted 1 March 2017

Source: The NSW Department of Industry's Integrated Vocational Education and Training System (IVETS).



## By region

Table 23 Training contract approvals by region  
For Period YTD: 1 January to 28 February 2017; previous YTD: 1 January to 28 February 2016; and 2016 calendar year  
Extracted 1 March 2017

Source: The NSW Department of Industry's Integrated Vocational Education and Training System (IVETS).

Region <sup>1</sup>	YTD	Approvals as % of a region's population (YTD)	Previous YTD	2016
Capital Region	346	0.17%	331	1,635
Central Coast	321	0.10%	312	2,063
Central West	310	0.16%	273	1,448
Coffs Harbour–Grafton	162	0.12%	145	856
Far West and Orana	134	0.12%	134	848
Hunter Valley excluding Newcastle	413	0.17%	367	2,058
Illawarra	346	0.13%	380	1,993
Mid North Coast	250	0.12%	257	1,224
Murray	145	0.13%	147	879
New England and North West	211	0.12%	277	1,475
Newcastle and Lake Macquarie	693	0.20%	570	2,885
Richmond–Tweed	250	0.11%	237	1,394
Riverina	331	0.22%	268	1,674
Southern Highlands and Shoalhaven	211	0.15%	213	1,040
Sydney	4,845	0.11%	5,140	26,712
Unknown <sup>2</sup>	68	NA	89	826
<b>Total</b>	<b>9,036</b>	<b>0.34%</b>	<b>9,140</b>	<b>49,010</b>

<sup>1</sup> For the area a region covers see Figure 10 on page 39.

<sup>2</sup> Not enough data to map training location to a NSW region.

## Apprenticeships and traineeships

### Top five Apprenticeships and Traineeships by training contract approvals

#### Top five Apprenticeships for year to date

**Table 24 Top five apprenticeship by qualification**  
For Period YTD: 1 January to 28 February 2017  
Extracted 1 March 2017  
Source: The NSW Department of Industry's Integrated Vocational Education and Training System (IVETS).

Apprenticeship qualification	YTD
Electrotechnology - Electrician Certificate III	793
Carpentry Certificate III	625
Plumbing Certificate III	421
Automotive - Light Vehicle Mechanical Technology Certificate III	363
Hospitality - Commercial Cookery Certificate III	257

#### Top five Apprenticeships for previous year to date

**Table 25 Top five apprenticeship by qualification**  
For Period previous YTD: 1 January to 28 February 2016  
Extracted 1 March 2017  
Source: The NSW Department of Industry's Integrated Vocational Education and Training System (IVETS).

Apprenticeship qualification	Previous YTD
Electrotechnology - Electrician Certificate III	984
Carpentry Certificate III	753
Plumbing Certificate III	536
Automotive - Light Vehicle Mechanical Technology Certificate III	428
Engineering - Fabrication Trade Certificate III	231

#### Top five Traineeships for year to date

**Table 26 Top five traineeships by qualification**  
For Period YTD: 1 January to 28 February 2017  
Extracted 1 March 2017  
Source: The NSW Department of Industry's Integrated Vocational Education and Training System (IVETS).

Traineeship qualification	YTD
Community Services - Early Childhood Education and Care Certificate III	526
Hospitality Certificate III	301
Retail - Retail Operations Certificate III	244
Telecommunications Certificate III	209
Transport and Logistics - Driving Operations Certificate III	178

## Apprenticeships and traineeships

### Top five traineeships for previous year to date

**Table 27** Top five traineeships by qualification (previous YTD: 1 January to 28 February 2016)  
For Period previous YTD: 1 January to 28 February 2017  
Extracted 1 March 2017

Source: The NSW Department of Industry's Integrated Vocational Education and Training System (IVETS).

Traineeship qualification	Previous YTD
Community Services - Early Childhood Education and Care Certificate III	504
Retail Certificate III	253
Transport and Logistics - Warehousing Operations Certificate II	178
Business Services - Business Administration Certificate III	173
Hospitality Certificate III	173

### Apprentices and trainees in training

**Table 28** Number of apprentices and trainees in training  
For Period as at 1 March 2017  
Extracted 1 March 2017

Source: The NSW Department of Industry's Integrated Vocational Education and Training System (IVETS).

Student type	Number
Apprentices	54,044
Existing worker trainees	2,092
New entrant trainees	28,624
<b>Total</b>	<b>84,760</b>

### Training contract completion rates for Apprenticeships and Traineeships

**Table 29** Contract completion rates for apprenticeships and traineeships  
For Period calendar years 2015 and 2016  
Extracted 1 March 2017

Source: The NSW Department of Industry's Integrated Vocational Education and Training System (IVETS).

Contract type	2016 (%)	2015 (%)
Apprenticeship	57.0%	56.0%
Traineeship	61.5%	63.5%
<b>Total</b>	<b>58.6%</b>	<b>59.0%</b>

## Apprenticeships and traineeships

### Bert Evans Apprentice Scholarships

The Bert Evans Apprentice Scholarships assist apprentices in NSW who have demonstrated:

- hardship in their personal circumstances
- an aptitude for VET that will lead them to complete their trade training successfully
- a positive attitude and application in the workplace and in off-the-job training.

Source: NSW Department of Industry

**Table 30** Number of students receiving a Bert Evans Scholarship  
For Period calendar years 2015 and 2016  
Extracted 1 March 2017  
Source: NSW Department of Industry

	2017	2016	2015
Scholarships awarded	-	67	50

# Smart and Skilled Program

Smart and Skilled is a NSW Government's initiative to create a successful contestable VET market in NSW, achieve the goals of VET reform and the skill priorities of NSW.

Smart and Skilled delivers subsidised training under+A703 two broad categories known as 'program streams'— these are Entitlement and Targeted Priorities.

The Entitlement program stream encourages individuals to gain a post-school qualification at the Certificate I, II or III level and also includes apprenticeships and traineeships (which may be at the Certificate IV, Diploma or Advanced Diploma level). The Targeted Priorities program stream encourages individuals to gain a post-school qualification at the Certificate IV, Diploma or Advanced Diploma level.

Each program stream contains several 'programs'. The Entitlement program stream contains the:

- Entitlement Foundation Skills Program
- Entitlement Full Qualifications Program
- Entitlement Apprenticeships and Traineeships Program.

The Targeted Priorities program stream contains the:

- Targeted Priorities Full Qualifications Program
- Targeted Priorities Prevocational and Part Qualification Program.

A student may participate in more than one Smart and Skilled program, training provider or region.

Smart and Skilled commenced on 1 January 2015. Please consider this when comparing 2015 YTD and 2016 YTD data.

## Enrolments

### By Smart and Skilled program

**Table 31 Commencing, continuing and completed enrolments by Smart and Skilled program**  
For Period YTD: 1 January to 28 February 2017; previous YTD: 1 January to 28 February 2016; and 2016 calendar year  
Extracted 26 May 2017

Source: The NSW Department of Industry's Integrated Vocational Education and Training System (IVETS).

Smart and Skilled program	Commencements	Continuing	Completions
Entitlement – Apprenticeships	8,942	24,591	134
Entitlement – Traineeships	2,758	11,572	1,386
Entitlement Foundation Skills	4,870	1,332	91
Entitlement Full Qualifications	24,153	19,664	1,827
Other (Full Qualifications) <sup>1</sup>	-	4	-
Targeted Priorities (TP) Full Qualifications	1,873	7,418	671
TP Prevocational and Part Qualifications –Pre-apprenticeship <sup>2</sup>	383	56	9
TP Prevocational and Part Qualifications –Pre-traineeship <sup>3</sup>	222	200	45
TP Prevocational and Part Qualifications – Prevocational <sup>3</sup>	350	177	28
TP Prevocational and Part Qualifications – Targeted Skills <sup>4</sup>	1,429	1,943	1,296
<b>Total</b>	<b>44,980</b>	<b>66,957</b>	<b>5,487</b>

<sup>1</sup>The training falls under an existing Smart and Skilled program but could not be processed with the standard method.

<sup>2</sup>Part qualifications that assist individuals to gain an apprenticeship or traineeship.

<sup>3</sup>Part or full qualifications that assist individuals to gain employment or enrol in further education.

<sup>4</sup>Part qualifications for priority groups and industries to assist individuals to upgrade their training and/or learn new skills for employment.

# Smart and Skilled Program

## By disadvantaged student group

**Table 32 Commencing, continuing and completed enrolments by disadvantaged student group**  
For Period YTD: 1 January to 28 February 2017  
Extracted 26 May 2017

Source: The NSW Department of Industry's Integrated Vocational Education and Training System (IVETS).

Disadvantaged student group <sup>1</sup>	Commencements	Continuing	Completions
Aboriginal or Torres Strait Islanders	4,617	5,646	376
Students with disabilities	5,554	3,993	259
Humanitarian visa holders	568	98	14
Long-term unemployed	1,826	2,095	289
Students living in a regional area	11,266	14,044	1,062
Students living in a remote area	3,090	12,126	872

<sup>1</sup>As a student may fall into one or more group this table does not include totals.

## By region

**Table 33 Commencing, continuing and completed enrolments by region**  
For Period YTD: 1 January to 28 February 2017  
Extracted 26 May 2017

Source: The NSW Department of Industry's Integrated Vocational Education and Training System (IVETS).

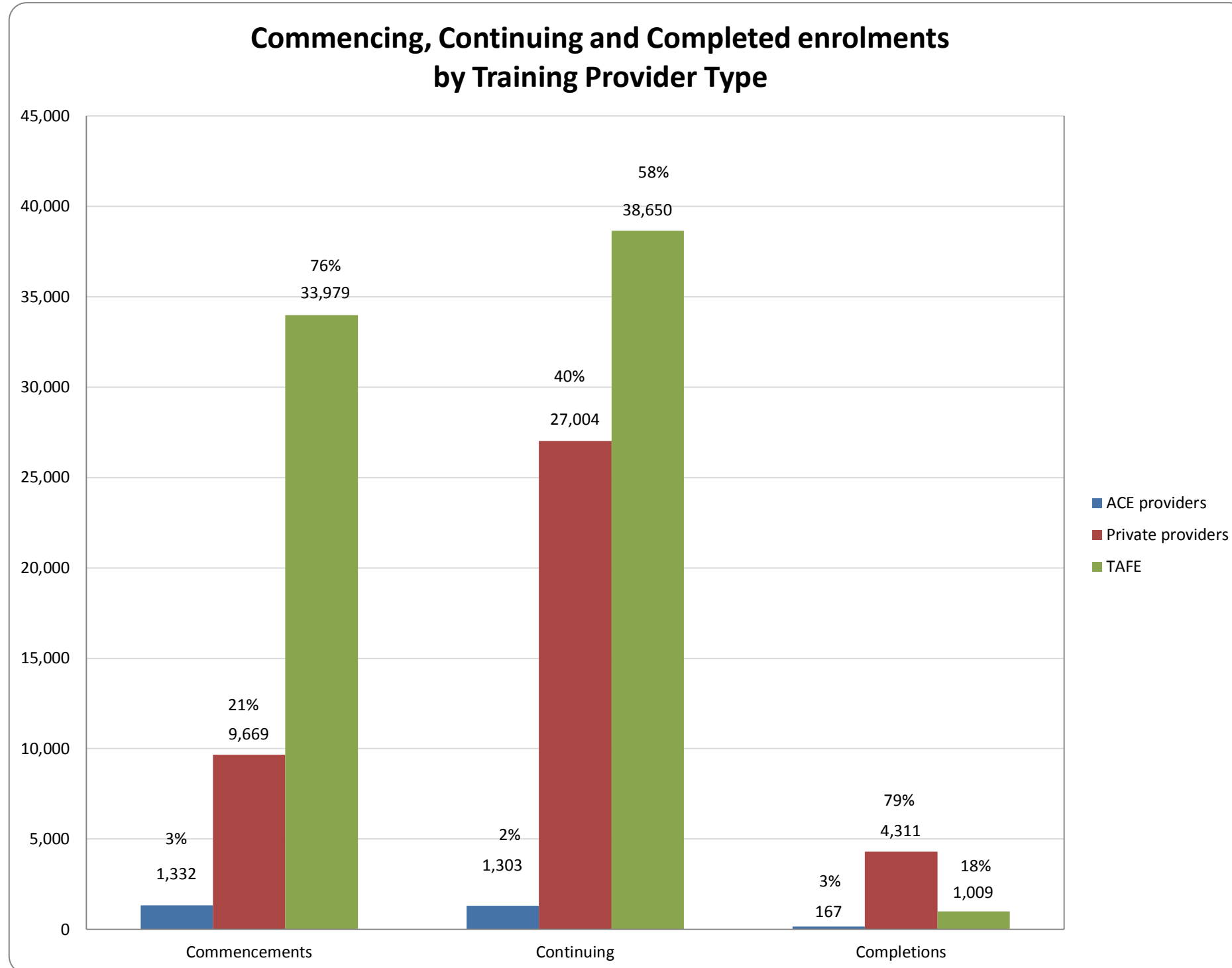
Region <sup>1</sup>	Commencements	Continuing	Completions
Capital Region	804	1,471	148
Central Coast	2,011	3,250	193
Central West	1,771	2,585	240
Coffs Harbour–Grafton	1,207	1,560	94
Far West and Orana	1,026	1,313	116
Hunter Valley excluding Newcastle	1,668	3,242	168
Illawarra	2,238	3,144	251
Mid North Coast	2,043	2,289	172
Murray	514	740	36
New England and North West	1,667	1,850	108
Newcastle and Lake Macquarie	3,542	5,304	306
Richmond–Tweed	2,564	2,482	176
Riverina	1,091	2,400	129
Southern Highlands and Shoalhaven	713	1,277	95
Sydney	22,121	34,050	3,255
<b>Total</b>	<b>44,980</b>	<b>66,957</b>	<b>5,487</b>

<sup>1</sup>For the area a region covers see Figure 10 on page 39.

# Smart and Skilled Program

## By training provider type

Figure 4 Commencing, continuing and completed enrolments by training provider type  
 For Period YTD: 1 January to 28 February 2017  
 Extracted 26 May 2017  
 Source: The NSW Department of Industry's Integrated Vocational Education and Training System (IVETS).



# Smart and Skilled Program

## Students

A student may participate in more than one Smart and Skilled program, training provider or region.

### By Smart and Skilled program

**Table 34** Number of students who commenced, continued and/or completed a qualification or accredited course under a Smart and Skilled program  
For Period YTD: 1 January to 28 February 2017  
Extracted 26 May 2017  
Source: The NSW Department of Industry's Integrated Vocational Education and Training System (IVETS).

Smart and Skilled program	Commencements	Continuing	Completions
Entitlement – Apprenticeships	8,939	24,283	134
Entitlement – Traineeships	2,756	11,509	1,386
Entitlement Foundation Skills	4,763	1,316	89
Entitlement Full Qualifications	23,718	19,404	1,818
Other (Full Qualifications) <sup>1</sup>	-	4	-
Targeted Priorities (TP) Full Qualifications	1,856	7,314	669
TP Prevocational and Part Qualifications – Part Qualifications Pre-apprenticeship <sup>2</sup>	383	55	9
TP Prevocational and Part Qualifications – Part Qualifications Pre-traineeship <sup>2</sup>	222	198	45
TP Prevocational and Part Qualifications – Part Qualifications Prevocational <sup>3</sup>	350	177	28
TP Prevocational and Part Qualifications – Targeted Skills <sup>4</sup>	960	1,919	833
<b>Overall unique student number<sup>5</sup></b>	<b>43,451</b>	<b>65,674</b>	<b>5,001</b>

<sup>1</sup>The training falls under an existing Smart and Skilled program but could not be processed with the standard method.

<sup>2</sup>Part qualifications that assist individuals to gain an apprenticeship or traineeship.

<sup>3</sup>Part or full qualifications that assist individuals to gain employment or enrol in further education.

<sup>4</sup>Part qualifications for priority groups and industries to assist individuals to upgrade their training and/or learn new skills for employment.

<sup>5</sup>The overall unique student number is not a total.

### By region

**Table 35** Number of students who commenced, continued and/or completed a qualification or accredited course under a Smart and Skilled program by region  
For Period YTD: 1 January to 28 February 2017  
Extracted 26 May 2017  
Source: The NSW Department of Industry's Integrated Vocational Education and Training System (IVETS).

Region <sup>1</sup>	Commencements	Commence-ments as % of a region's population	Continuing	Completions
Capital Region	787	0.38%	1,436	143
Central Coast	2,003	0.64%	3,174	193
Central West	1,701	0.86%	2,557	240
Coffs Harbour–Grafton	1,180	0.90%	1,538	94
Far West and Orana	990	0.87%	1,298	116
Hunter Valley excluding Newcastle	1,638	0.67%	3,217	167
Illawarra	2,213	0.80%	3,127	251
Mid North Coast	1,960	0.97%	2,254	171
Murray	489	0.44%	735	36
New England and North West	1,635	0.93%	1,839	107
Newcastle and Lake Macquarie	3,519	1.03%	5,202	305
Richmond–Tweed	2,358	1.04%	2,437	173
Riverina	1,078	0.72%	2,351	127
Southern Highlands and Shoalhaven	701	0.51%	1,252	95
Sydney	21,316	0.49%	33,600	2,784
<b>Overall unique student number<sup>2</sup></b>	<b>43,451</b>	<b>0.60%</b>	<b>65,674</b>	<b>5,001</b>

<sup>1</sup>For the area a region covers see Figure 12 on page 42.

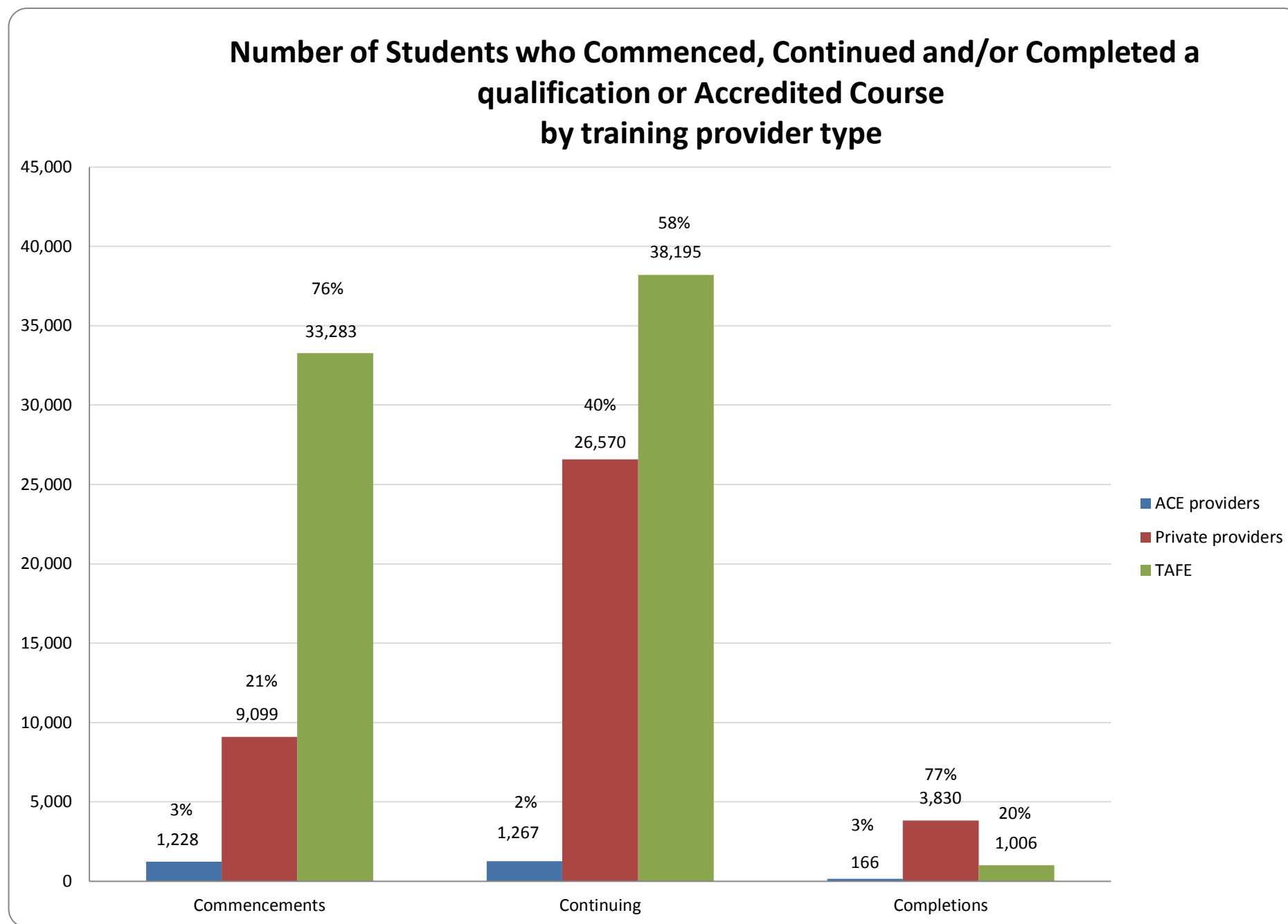
<sup>2</sup>The overall unique student number is not the same as a total.



# Smart and Skilled Program

## By training provider type

Figure 5 Number of students who commenced, continued and/or completed a qualification or accredited course by training provider type  
 For Period YTD: 1 January to 28 February 2017  
 Extracted 26 May 2017  
 Source: The NSW Department of Industry's Integrated Vocational Education and Training System (IVETS).



# Smart and Skilled Program

## Smart and Skilled training providers

A 'Smart and Skilled training provider' means a registered training organisation the NSW Department of Industry that has contracted to offer government-subsidised training under Smart and Skilled.

### By Smart and Skilled programs with regional approvals

**Table 36** Number of Smart and Skilled training providers with regional training delivery approvals by Smart and Skilled program  
For Period as at 26 May 2017  
Extracted 26 May 2017

Source: The NSW Department of Industry's Integrated Vocational Education and Training System (IVETS).

Region <sup>1</sup>	No. of approved training providers	
	Entitlement Full Qualifications Program	Targeted Priorities Full Qualification Program
Capital Region	50	42
Central Coast	56	53
Central West	47	31
Coffs Harbour–Grafton	38	22
Far West and Orana	37	21
Hunter Valley excluding Newcastle	52	45
Illawarra	68	54
Mid North Coast	41	29
Murray	25	13
New England and North West	53	35
Newcastle and Lake Macquarie	83	60
Richmond–Tweed	50	38
Riverina	43	36
Southern Highlands and Shoalhaven	47	34
Sydney	270	258

<sup>1</sup>For the area a region covers see Figure 10 on page 39.

### By Smart and Skilled programs with state wide approvals

**Table 37** Number of Smart and Skilled training providers with state wide training delivery approvals by Smart and Skilled program  
For Period as at 26 May 2017  
Extracted 26 May 2017

Source: The NSW Department of Industry's Integrated Vocational Education and Training System (IVETS).

Smart and Skilled program	Training providers
Entitlement Apprenticeships and Traineeships	408
Entitlement Foundation Skills	44

# Smart and Skilled Program

## Top 10 qualifications

### By commencements

**Table 38 Top 10 qualifications by commencements**  
For Period YTD: 1 January to 28 February 2017  
Extracted 26 May 2017

Source: The NSW Department of Industry's Integrated Vocational Education and Training System (IVETS).

Qualification	Commencements
Certificate III in Individual Support	2,767
Certificate III in Early Childhood Education and Care	2,581
Certificate III in Business Administration	1,917
Certificate III in Electrotechnology Electrician	1,607
Certificate III in Carpentry	1,521
Certificate III in Plumbing	925
Certificate III in Information, Digital Media and Technology	844
Certificate II in Animal Studies	718
Certificate III in Fitness	706
Certificate III in Commercial Cookery	703

### By continuing enrolments

**Table 39 Top 10 qualifications by continuing enrolments**  
For Period YTD: 1 January to 28 February 2017  
Extracted 26 May 2017

Source: The NSW Department of Industry's Integrated Vocational Education and Training System (IVETS).

Qualification	Continuing
Certificate III in Electrotechnology Electrician	4,055
Certificate III in Carpentry	3,878
Certificate III in Early Childhood Education and Care	3,364
Certificate III in Plumbing	2,215
Certificate III in Individual Support	1,791
Certificate III in Light Vehicle Mechanical Technology	1,776
Certificate III in Business Administration	1,723
Certificate III in Commercial Cookery	1,398
Diploma of Early Childhood Education and Care	1,388
Certificate III in Hospitality	1,358

### By completions

**Table 40 Top 10 qualifications by completions**  
For Period YTD: 1 January to 28 February 2017  
Extracted 26 May 2017

Source: The NSW Department of Industry's Integrated Vocational Education and Training System (IVETS).

Qualification	Completions
Certificate III in Early Childhood Education and Care	392
Certificate III in Hospitality	298
Certificate III in Individual Support	226
Certificate III in Retail Operations	159
Certificate III in Business	135
Certificate II in Retail Services	132
Certificate IV in Leadership and Management	126
Certificate III in Business Administration	122
Certificate III in Warehousing Operations	114
Certificate IV in Ageing Support	74

<sup>1</sup> This qualification (code BSB30415) supersedes and is equivalent to the Certificate III in Business (code BSB30412).

# Smart and Skilled Program

## Fee-Free Scholarships

Fee-Free Scholarships are part of the NSW Government's commitment under the Reskilling NSW strategy. The strategy provides \$48 million over four years for 200,000 Smart and Skilled concession-eligible 15 to 30 year olds. Fee-Free Scholarships are available to eligible students who undertake study with an approved Smart and Skilled training provider for a qualification from certificate level I to IV that is on the NSW Skills List, with priority giving to eligible social housing residents. Fee-Free Scholarships have been available since 1 July 2015.

### By region and training provider type

**Table 41** Number of Fee-Free Scholarships by region and training provider type  
For Period 1 July 2015 to 28 February 2017  
Extracted 1 March 2017

Source: The NSW Department of Industry's Integrated Vocational Education and Training System (IVETS).

Region <sup>1</sup>	Fee-Free Scholarships	Training provider type	
		TAFE NSW	Private training provider
Capital Region	742	446	296
Central Coast	2,048	1,274	774
Central West	1,384	1,181	203
Coffs Harbour–Grafton	1,453	1,284	169
Far West and Orana	453	360	93
Hunter Valley excluding Newcastle	1,550	977	573
Illawarra	2,003	1,137	866
Mid North Coast	2,211	1,822	389
Murray	496	303	193
New England and North West	1,049	914	135
Newcastle and Lake Macquarie	3,002	2,037	965
Richmond–Tweed	2,210	1,874	336
Riverina	943	680	263
Southern Highlands and Shoalhaven	711	336	375
Sydney	15,867	11,806	4,061
<b>Total</b>	<b>36,122</b>	<b>26,431</b>	<b>9,691</b>

<sup>1</sup>For the area a region covers see Figure 10 on page 39.

### By region and selected student characteristics

**Table 42** Number of Fee-Free Scholarships by region and selected student characteristics  
For Period 1 July 2015 to 28 February 2017  
Extracted 1 March 2017

Source: The NSW Department of Industry's Integrated Vocational Education and Training System (IVETS).

Region <sup>1</sup>	Male	Female	Living in social housing	Holding a humanitarian visa
Capital Region	256	485	56	-
Central Coast	690	1,358	166	-
Central West	440	942	106	-
Coffs Harbour–Grafton	609	844	89	29
Far West and Orana	181	272	19	-
Hunter Valley excluding Newcastle	533	1,017	115	1
Illawarra	829	1,173	263	12
Mid North Coast	774	1,437	75	-
Murray	184	312	63	15
New England and North West	343	706	62	-
Newcastle and Lake Macquarie	1,300	1,702	305	11
Richmond–Tweed	918	1,288	68	-
Riverina	285	658	85	1
Southern Highlands and Shoalhaven	284	427	75	1
Sydney	5,917	9,948	1,609	352
<b>Total</b>	<b>13,543</b>	<b>22,569</b>	<b>3,156</b>	<b>422</b>

<sup>1</sup>For the area a region covers see Figure 10 on page 39.

# Smart and Skilled Program

**Table 43** Number of Fee-Free Scholarships by region and age cohort  
For Period 1 February 2016 to 28 February 2017  
Extracted 26 May 2017

Source: The NSW Department of Industry's Integrated Vocational Education and Training System (IVETS).

Region <sup>1</sup>	15–19 years	20–24 years	25–30 years
Capital Region	261	191	-
Central Coast	670	480	-
Central West	463	413	-
Coffs Harbour–Grafton	476	346	29
Far West and Orana	165	107	-
Hunter Valley excluding Newcastle	545	327	1
Illawarra	824	490	12
Mid North Coast	727	530	-
Murray	168	119	15
New England and North West	377	275	-
Newcastle and Lake Macquarie	1,112	712	11
Richmond–Tweed	738	561	-
Riverina	325	278	1
Southern Highlands and Shoalhaven	274	174	1
Sydney	5,652	4,908	352
<b>Total</b>	<b>12,777</b>	<b>9,911</b>	<b>422</b>

<sup>1</sup>For the area a region covers see Figure 10 on page 39.

# Glossary

<b>ACE</b>	Adult and Community Education
<b>Accredited vocational training</b>	Education approved by the Australian Skills Quality Authority.
<b>Active provider</b>	A Smart and Skilled contracted training provider who has delivered training under their Smart and Skilled contract.
<b>Adult and Community Education</b>	A not-for profit, community-owned organisation with a primary focus on adult education. The ACE sector delivers courses relating to leisure, personal and community development, employment skills, preparation for VET and nationally recognised programs of study.
<b>AEDO</b>	Aboriginal Enterprise Development Officer Program
<b>Apprentice</b>	An employee who is party to an apprenticeship to learn a trade on-the-job under a qualified tradesperson and off-the-job with a registered training organisation.
<b>Approval (training contract)</b>	The official confirmation by Training Services NSW that an apprenticeship or traineeship has commenced with an employer.
<b>Approved (training provider)</b>	A training provider has been offered and has accepted a Smart and Skilled contract.
<b>Approved qualification</b>	A qualification that a training provider is approved to deliver under Smart and Skilled.
<b>AQF</b>	Australian Quality Framework
<b>ASDB</b>	The NSW Department of Industry's Aboriginal Services Database.
<b>ATSI</b>	Aboriginal or Torres Strait Islander
<b>Australian Quality Framework</b>	<p>The national policy for regulated qualifications in the Australian education and training system.</p> <p>The AQF incorporates the quality assured qualifications from each education and training sector into a single comprehensive national qualifications framework. The AQF defines the qualification levels issued by schools, vocational education and training providers and higher education.</p> <p>The AQF qualifications that apply to VET are Certificate levels I to IV, Diploma and Advanced Diploma, as well as Graduate Certificate and Graduate Diploma.</p> <p>Maintaining the AQF is a shared responsibility of the Commonwealth, state and territory governments.</p>
<b>Bert Evans Apprentice Scholarships</b>	<p>These scholarships assist apprentices in NSW who have demonstrated:</p> <ul style="list-style-type: none"> <li>• hardship in their personal circumstances</li> <li>• an aptitude for VET that will lead them to complete their trade training successfully</li> <li>• a positive attitude and application in the workplace and in off-the-job training.</li> </ul> <p>A maximum of 50 scholarships are awarded annually, including 10 NSW Country Apprentice Scholarships.</p>
<b>Commencement</b>	Occurs when a student begins to participate in training for a qualification or accredited course; or, for a subject-only enrolment, begins to participate in a module or unit of competency that is scheduled to be completed in the current year.
<b>Commitment</b>	Represents a commitment by government to subsidise a training provider for the cost of training an approved prospective student in an approved qualification, accredited course or subject-only enrolment.
<b>Community service obligation (CSO)</b>	A service with an identifiable community or social benefit that cannot be supplied under commercial costs and conditions, and that government subsidises.
<b>Continuing</b>	A student who is continuing training for a qualification or accredited course in a subsequent year to the commencement year and who is still training at the time of this report; or, for a subject-only enrolment, an enrolment in a module or unit of competency that is scheduled to be completed in a future year.
<b>Completion</b>	A student who has successfully completed a qualification or accredited course; or, for a subject-only enrolment, has completed a module or unit of competency.
<b>CSO</b>	Community service obligation
<b>Disadvantaged student group</b>	A student who falls into one or more equity categories of: being an Aboriginal or Torres Strait Islander, being disabled, being a humanitarian visa holder, being long-term unemployed, or living in a regional or remote area.

<b>Enrolment</b>	The engagement and participation of a student in an approved qualification, accredited course or subject-only training.
<b>Existing worker trainee</b>	A long-term employee (greater than three months full time or 12 months part time) who is party to a traineeship to learn a recognised vocation on-the-job under supervision and off-the-job with a training provider.
<b>Fee for service</b>	A VET qualification or accredited course that is not subsidised by government (a student or their employer pays the full fee for the training).
<b>Fee-Free Scholarships</b>	Part of the NSW Government's commitment under the Reskilling NSW strategy. It provides \$48 million over 4 years (starting on 1 July 2015) for 200,000 scholarships. The scholarships cover the fee for any Certificate I to IV level qualification on the NSW Skills List. To be eligible, a student must be aged between 15 and 30 years and eligible for Smart and Skilled's concession fee (with priority given to social housing residents); or living (or have lived) in out-of-home care; or someone who has experienced (or is experiencing) domestic/family violence.
<b>FY</b>	Financial year
<b>Jobs of Tomorrow Scholarships</b>	The Program provides \$25 million over four years (starting in 2016) for 25,000 scholarships in science, technology, engineering and mathematics (STEM) VET qualifications. Eligible students receive a \$1,000 scholarship to encourage them to enrol and complete a STEM qualification. In each calendar year, the first 6,250 eligible students who apply and commence training will be offered a scholarship.
<b>IVETS</b>	The NSW Department of Industry's Integrated Vocational Education and Training Services database.
<b>NCAP</b>	New Careers for Aboriginal People Program
<b>NCVER</b>	National Centre for Vocational Education Research
<b>New entrant trainee</b>	An employee who is party to a traineeship to learn a recognised vocation on-the-job under supervision and off-the-job with a training provider.
<b>Non-accredited vocational training</b>	Education with a vocational intent that is non-assessable and not recognised under the AQF.
<b>NSW Ageing Strategy</b>	NSW Government commitment to support seniors in the community with a range of programs and initiatives.
<b>OLIV</b>	The NSW Department of Industry's On Line Validation System.
<b>Private training provider</b>	A non-TAFE training provider that is registered with the Australian Skills Quality Authority, and can deliver nationally recognised courses and award AQF VET qualifications.
<b>Qualification</b>	A nationally recognised qualification under the Australian Qualifications Framework (AQF).
<b>Recognition of prior learning</b>	Recognition of prior learning (RPL) involves the assessment of the previously unrecognised skills and knowledge an individual has achieved outside the formal education and training system. This assessment determines the extent to which that individual has achieved the required learning outcomes, competency outcomes, or standards for entry to, and/or partial or total completion of a program of study without the need for further study.
<b>Region</b>	There are 15 training regions (which are based on Australian Bureau of Statistics SA4 level). See Figure 6 on page 32.
<b>Regional</b>	A classification of a student's residence using the Australian Bureau of Statistics Accessibility/Remoteness Index of Australia.
<b>Registered training organisation (RTO)</b>	An training provider that is registered with the Australian Skills Quality Authority – which allows them to deliver nationally courses and award AQF VET qualifications.
<b>Remote</b>	A classification of a student's residence using the Australian Bureau of Statistics Accessibility/Remoteness Index of Australia.
<b>Reskilling NSW strategy</b>	An NSW Government initiative to help individuals get a job by giving them better access to VET.
<b>Returned (contract)</b>	A training provider that has chosen to withdraw from its Smart and Skilled contract.
<b>Smart and Skilled</b>	The NSW Government's initiative to create a successful contestable VET market in NSW, and achieve the goals of VET reform and the skill priorities of NSW.
<b>Smart and Skilled program</b>	A subset of Smart and Skilled government-subsidised training with specific characteristics.

<b>Status (training provider)</b>	Indicates whether a Smart and Skilled training provider's contract has been approved, suspended, returned or terminated.
<b>Subject-only enrolment</b>	An enrolment in a module or unit of competency that is not intended to lead to the issue of a qualification or accredited course.
<b>Suspended (training provider)</b>	A training provider's Smart and Skilled contract has been temporarily suspended for one or more breaches of contract conditions.
<b>TAFE NSW</b>	The NSW Government's public training provider of VET in NSW.
<b>Tech Savvy Seniors Program</b>	A joint NSW Government and Telstra initiative that provides grants to ACE providers to deliver training in the use of smart technologies to people over 60 years of age.
<b>Terminated (training provider)</b>	A training provider's Smart and Skilled contract has been terminated for one or more breaches of contract conditions.
<b>Total VET activity</b>	All accredited VET activity from all training providers (unless granted an exemption) in accordance with the National VET Provider Collection Data Requirements Policy.
<b>Trade</b>	The occupation to which an apprenticeship leads.
<b>Training contract</b>	The mutual agreement between an employer and apprentice or trainee.
<b>Training contract type</b>	A training contract can be either an apprenticeship, an existing worker traineeship or a new entrant traineeship.
<b>Training provider</b>	A training provider that is registered with the Australian Skills Quality Authority, and can deliver nationally recognised courses and award AQF VET qualifications.
<b>VET</b>	Vocational education and training
<b>VET FEE-HELP</b>	An Australian Government income-contingent loan scheme for VET students. A loan covers a student's fees. The student is only required to pay back the loan when their income reaches a set level.
<b>Vocation</b>	The occupation to which a traineeship leads.
<b>Vocational Training Assistance</b>	Provided through the Vocational Training Assistance Scheme (VTAS) – a program that provides eligible apprentices and trainees with monetary assistance to attend off-the-job training during the term of their apprenticeship or traineeship. Existing worker trainees are ineligible to claim vocational training assistance. Current rates for travel are 12 cents per kilometre and \$28 per night for accommodation, and a one-off payment of up to \$2,000 for a student who has to relocate.
<b>VTAS</b>	Vocational Training Assistance Scheme
<b>Woman in non-traditional trades</b>	Currently, 167 out of a total 1,211 trades are considered to be non traditional trades for women. Examples include Certificate III in Aeroskills (Mechatronics) and Certificate III in Solid Plastering.
<b>YTD</b>	Year to date



# NSW training regions

Figure 6 Training regions in NSW

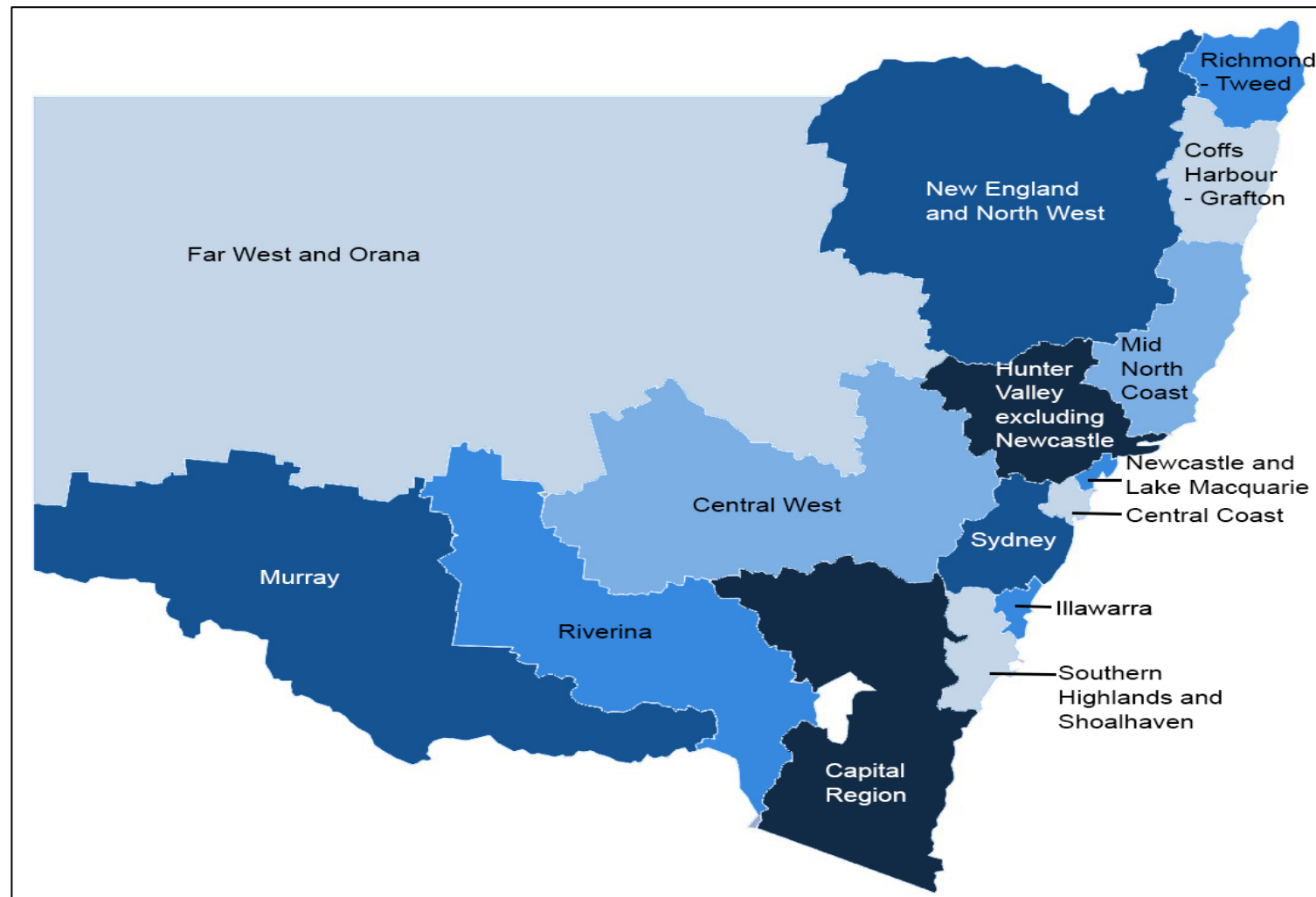


Table 44 Major towns or areas for each region

This region...	Includes...
Capital Region	Goulburn, Yass, Queanbeyan, the Snowy Mountains and the South Coast
Central Coast	Brooklyn, Davistown, Terrigal, The Entrance, Wyong and Gosford
Central West	Bathurst, Lachlan Valley, Lithgow, Mudgee and Orange
Coffs Harbour–Grafton	Coffs Harbour and the Clarence Valley
Far West and Orana	Bourke, Cobar, Coonamble, Broken Hill and Dubbo
Hunter Valley excluding Newcastle	Lower and Upper Hunter, Maitland and Port Stephens
Illawarra	Wollongong, Shellharbour and Kiama
Mid North Coast	Great Lakes, Kempsey, Nambucca, Lord Howe Island, Port Macquarie, Taree and Gloucester
Murray	Upper and Lower Murray, and Albury
Newcastle and Lake Macquarie	Newcastle and Lake Macquarie
New England and North West	Armidale, Inverell, Moree, Inverell, Tenterfield, Moree, Narrabri, Tamworth and Gunnedah
Richmond–Tweed	Richmond Valley and Tweed Valley
Riverina	Griffith, Tumut and Wagga Wagga
Southern Highlands and Shoalhaven	Mittagong, Bowral, Nowra and Ulladulla
Sydney	Sydney and the Blue Mountains