



Performance of NSW VET programs: monthly report

January 2018

Published by the Department of Industry, Skills and Regional Development. First published April 2016.

© State of New South Wales through Department of Industry, Skills and Regional Development 2016

This publication is copyright. You may download, display, print and reproduce this material provided that the wording is reproduced exactly, the source is acknowledged, and the copyright, update address and disclaimer notice are retained. To copy, adapt, publish, distribute or commercialise any of this publication you will need to seek permission from the Department of Industry, Skills and Regional Development.

Disclaimer: The information contained in this publication is based on knowledge and understanding at the time of writing (June 2016). However, because of advances in knowledge, users are reminded of the need to ensure that the information upon which they rely is up to date and to check the currency of the information with the appropriate officer of the Department of Industry, Skills and Regional Development or the user's independent advisor.

Contents

About this report	4
National VET activity data	5
VET activity data from NCVET	5
Enrolments by qualification level	5
Performance of NSW VET programs	7
Aboriginal programs and services	7
Elsa Dixon Aboriginal Employment Program	7
Aboriginal Enterprise Development Officer Program	8
New Careers for Aboriginal People Program	8
The Way Ahead for Aboriginal People Program	8
Adult and Community Education programs	9
Qualification enrolments by funding source	9
Subject-only enrolments by funding source	10
Community service obligations funded enrolments in qualifications	11
CSO-funded students doing qualifications	12
CSO-funded subject-only enrolments	13
CSO-funded students doing subjects only	14
Apprenticeships and traineeships	15
Training contract approvals for apprenticeships and traineeships	15
Top five apprenticeships and traineeships by training contract approvals	18
Apprentices and trainees in training	19
Training contract completion rates for apprenticeships and traineeships	19
Bert Evans Apprentice Scholarships	20
Smart and Skilled Program	21
Enrolments	21
Students	24
Smart and Skilled training providers	26
Top 10 qualifications	27
Fee-Free Scholarships	28
Glossary	30
NSW training regions	33

About this Report

This is a monthly report on the performance of NSW vocational education and training (VET) programs and follows the introduction of the NSW Government's Smart and Skilled reform in January 2015. The Department of Industry, Skills and Regional Development publishes this report regularly in line with the NSW Government's commitment to transparency.

The completeness of the report's data and information will improve over time as training providers adjust to new reporting requirements.

When interpreting the report's data care must be taken because:

- There are overlaps between different data sets (e.g. apprenticeship data appears in both the Apprenticeship and Traineeship section, and in the Smart and Skilled section).
- Data may have breaks or adjustments in the time series.
- Some data relates to the year to date (YTD) and previous YTD, but other data may relate to a calendar or financial year.

The Glossary explains terms the report uses and a map of training regions please see the table of contents for its location.

National VET activity data

The National Centre for Vocational Education Research (NCVER) is responsible for collecting, managing, analysing, evaluating and communicating research and statistics about vocational education and training (VET) nationally on behalf of the Commonwealth and state and territory ministers responsible for VET.

VET activity data from NCVER

Enrolments by qualification level

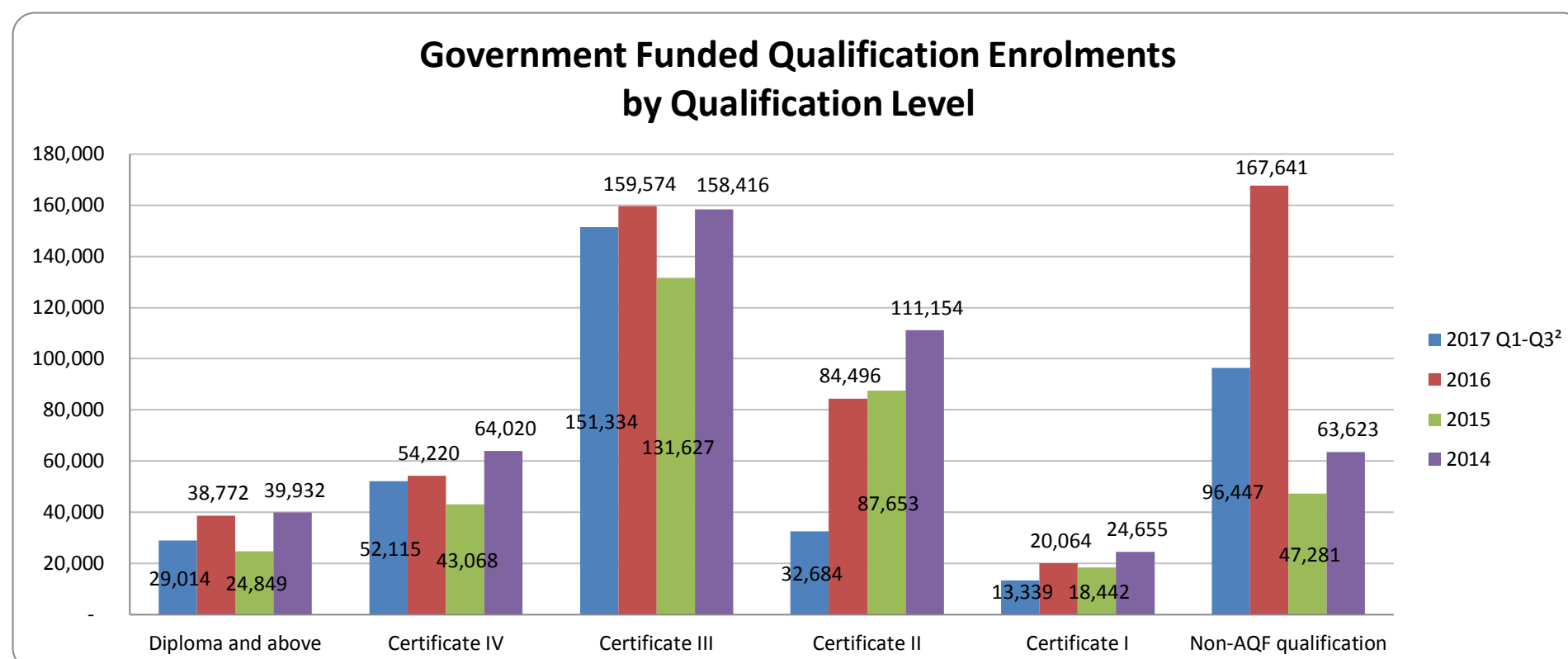
NSW Government-funded enrolments

Table 1 NSW Government-funded enrolments by qualification level¹
For calendar year period
Extracted 15-Feb-2018
Source: NCVER's VOCStats

Qualification level	2017 Q1-Q3 ²	2016	2015	2014
Diploma and above	29,014	38,772	24,849	39,932
Certificate IV	52,115	54,220	43,068	64,020
Certificate III	151,334	159,574	131,627	158,416
Certificate II	32,684	84,496	87,653	111,154
Certificate I	13,339	20,064	18,442	24,655
Non-AQF qualification	96,447	167,641	47,281	63,623
Total	374,933	524,767	352,920	461,800

¹ Government-funded activity is classified as 'NSW' by the funding body.
² Q1-Q3 refers to Jan to Sep data.

Figure 1 NSW Government-funded enrolments by qualification level¹
For calendar year period
Extracted 15-Feb-2018
Source: NCVER's VOCStats



Total NSW VET Activity

Total NSW VET activity is an estimate of all accredited VET training activity in NSW in 2014 – it includes government-subsidised training and fee-for-service training. NCVET noted that the publication of this data for the first time in 2015 was affected by incompleteness because 2014 was a transition year.

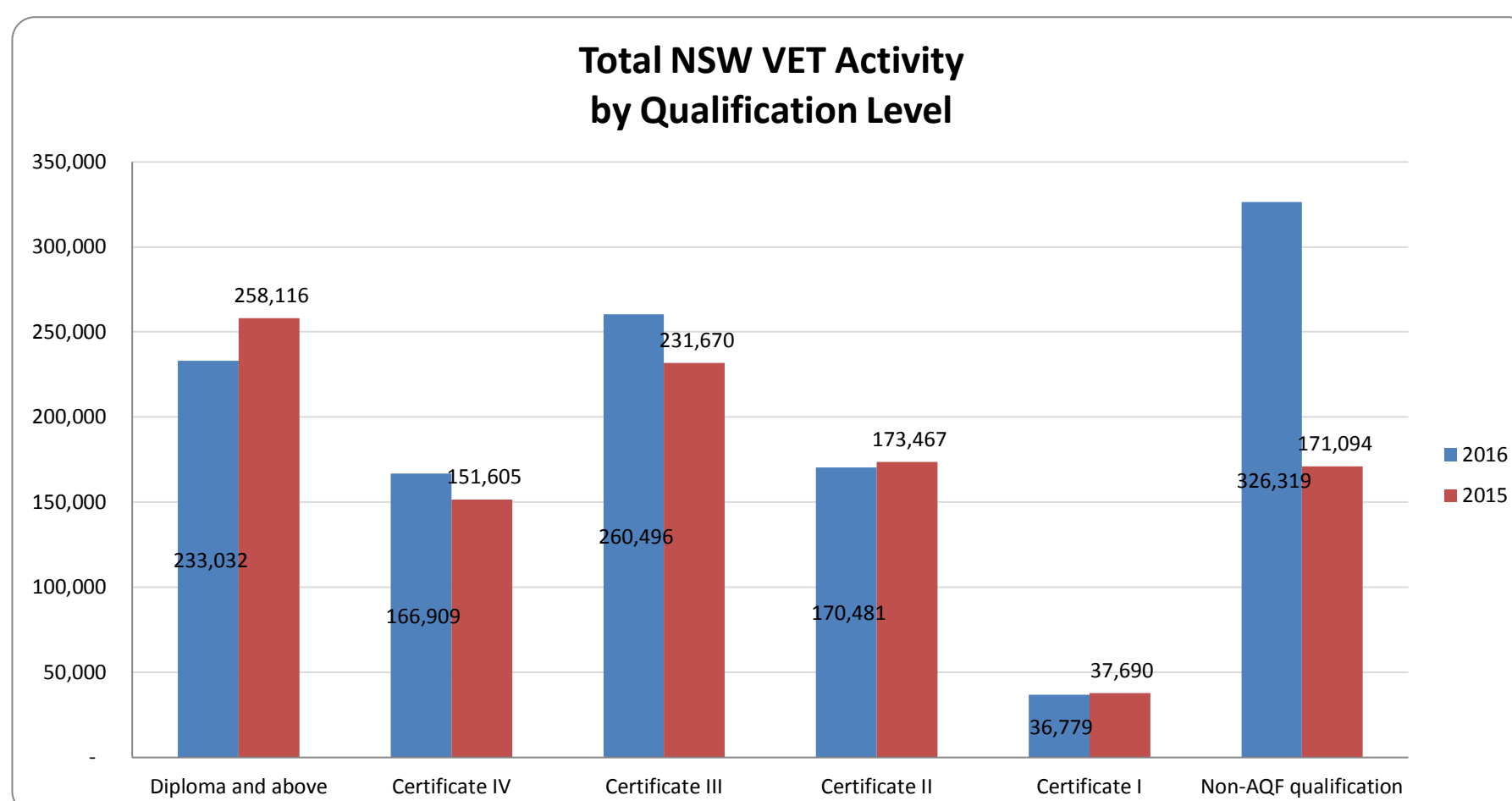
Source: NCVET

Table 2 Total NSW VET activity by qualification level
For Period 2015 and 2016 calendar year
Extracted 15-Feb-2018
Source: NCVET's VOCStats

Qualification level	2016	2015
Diploma and above	233,032	258,116
Certificate IV	166,909	151,605
Certificate III	260,496	231,670
Certificate II	170,481	173,467
Certificate I	36,779	37,690
Non-AQF qualification	326,319	171,094
Total	1,194,016	1,023,642

1 Total VET activity is classified as 'NSW' by delivery location.

Figure 2 Total NSW VET activity by qualification level
For Period calendar year
Extracted 1 January to 31 December 2017
Source: NCVET's VOCStats



Performance of NSW VET programs

Aboriginal programs and services

Elsa Dixon Aboriginal Employment Program

The Elsa Dixon Aboriginal Employment Program provides annual funding to organisations to support Aboriginal education, employment and training by:

- subsidising the salary, development and support costs of Aboriginal employees in a public service agency or local council
- funding innovative community projects
- supporting work experience for Aboriginal students in their final year of a degree or post-degree course.

Table 3 NSW Government-sector positions funded by the Elsa Dixon Aboriginal Employment Program by financial year
For Period (1 July 2017 to 31 January 2018)
Extracted 31 January 2018 (Supplied date)
Source: NSW Department of Industry

Position funded	2017-18 ¹	2016-17
Graduate Position (no longer exists)	-	-
Permanent position	-	-
School-based position	-	96
Temporary position	-	-
Total	-	96

Table 4 Partnerships funded by the Elsa Dixon Aboriginal Employment Program by financial year
For Period (1 July 2017 to 31 January 2018)
Extracted 31 January 2018 (Supplied date)
Source: NSW Department of Industry

Position funded	2017-18 ¹	2016-17
Partnerships	-	-

¹ The period covered is from 1 July 2017 to 31 January 2018.

Aboriginal programs and services

Aboriginal Enterprise Development Officer Program

The Aboriginal Enterprise Development Officer (AEDO) Program is a free program for Aboriginal people considering starting up their own business or expanding their current business.

Table 5 Outcomes for the Aboriginal Enterprise Development Officer Program by financial year
For Period (1 July 2017 to 31 January 2018)
Extracted 31 January 2018 (Supplied date)
Source: NSW Department of Industry

	2017-18 ¹	2016-17
AEDO projects funded	8	7
AEDO new businesses established	24	48
Aboriginal employment positions created	43	76

¹ The period covered is from 1 July 2017 to 31 January 2018.

New Careers for Aboriginal People Program

The New Careers for Aboriginal People (NCAP) Program is a free program for Aboriginal people seeking employment and training advisory support services.

Table 6 Outcomes for the New Careers for Aboriginal People Program by financial year
For Period (1 July 2017 to 31 January 2018)
Extracted 31 January 2018 (Supplied date)
Source: NSW Department of Industry

	2017-18 ¹	2016-17
NCAP projects funded ²	12	13
NCAP employment outcomes ³	450	901
NCAP training outcomes ⁴	503	854

¹ The period covered is from 1 July 2017 to 31 January 2018.

² Refers to not-for-profit, community-owned organisations that deliver the NCAP Program.

³ Number of individuals placed in employment and still in employment after three months.

⁴ Number of individuals who have completed an accredited training course or qualification.

The Way Ahead for Aboriginal People Program

The Way Ahead for Aboriginal People Program provides mentoring services for Aboriginal apprentices and trainees who need additional support in the workplace. Mentors are chosen because of their experience and acceptance within Aboriginal communities.

Source: NSW Department of Industry.

Table 7 Outcomes for The Way Ahead for Aboriginal People Program by financial year
For Period (1 July 2017 to 31 January 2018)
Extracted 31 January 2018 (Supplied date)
Source: NSW Department of Industry

	2017-18 ¹	2016-17
Apprentices mentored	144	181
Trainees mentored	203	350
School-based apprentices or trainees mentored	143	282
Total	490	813

¹ The period covered is from 1 July 2017 to 31 January 2018.

Adult and Community Education programs

Adult and Community Education (ACE) training providers are not-for-profit, community-owned organisations with a primary focus on adult education. The ACE sector delivers courses relating to leisure, personal and community development, employment skills, preparation for VET and nationally recognised programs of study.

ACE data is collected quarterly and the most recent data available is the period 1 January 2017 to 31 December 2017.

Qualification enrolments by funding source

By commencements, continuing enrolments and completions

Table 8 Commencing, continuing and completed enrolments in qualifications by funding source
For Period (1 January 2017 to 31 December 2017)
Extracted 14 Mar 2018
Source: NSW Department of Industry's On Line Validation System (OLiV)

Funding source	Commencements	Continuing	Completions
Community service obligation (Smart and Skilled) ¹	1,469	160	218
Other government funding ² excluding Smart and Skilled ¹	2,341	558	1,028
Fee for service ¹	3,079	499	1,064
Total	6,889	1,217	2,310

¹ Includes part qualifications.

² Includes funding from the NSW Government and the Australian Government.

By number of students

Table 9 Number of students who commenced, continued and/or completed their enrolment in a qualification by funding source
For Period (1 January 2017 to 31 December 2017)
Extracted 14 Mar 2018
Source: NSW Department of Industry's On Line Validation System (OLiV)

Funding source ¹	Commencements	Continuing	Completions
Community service obligation (Smart and Skilled) ²	1,305	159	204
Other government funding excluding Smart and Skilled ²	1,946	522	855
Fee for service ²	2,955	469	1,052

¹ As a student may fall into one or more funding group this table does not include totals.

² Includes part qualifications.

Adult and Community Education programs

Subject-only enrolments by funding source

Subject-only enrolments include both accredited and non-accredited vocational training. However, all subjects delivered must be nationally approved with vocational intent (i.e. supporting employment outcomes), with no more than 20 per cent in non-accredited courses.

By commencements, continuing enrolments and completions

Table 10 Commencements, continuing enrolments and completions for subjects-only enrolments by funding source
For Period (1 January 2017 to 31 December 2017)
Extracted 14 Mar 2018
Source: NSW Department of Industry's On Line Validation System (OLiV)

Funding source	Commencements	Continuing	Completions ¹
Community service obligation (Smart and Skilled)	28,360	3,475	24,128
Other government funding ² excluding Smart and Skilled	5,820	1,011	5,508
Fee for service	38,212	499	36,757
Total	72,392	4,985	66,393

¹ Completion is where an enrolled student either:
- achieved competency achieved/passed
- was granted recognition of prior learning
- was deemed to have satisfactorily completed a non-assessable enrolment

² A subset of 'other government-funded activity' is the Tech Savvy Seniors Program which contributes to the NSW Ageing Strategy. In the

By number of students

Table 11 Number of students who commenced, continued and/or completed subject-only enrolments by funding source
For Period (1 January 2017 to 31 December 2017)
Extracted 14 Mar 2018
Source: NSW Department of Industry's On Line Validation System (OLiV)

Funding source ¹	Commencements	Continuing	Completions ²
Community service obligation (Smart and Skilled)	8,362	921	7,694
Other government funding ³ excluding Smart and Skilled	3,176	336	3,076
Fee for service	24,881	879	24,078

¹ As a student may fall into one or more funding group this table does not include totals.

² Completion is where an enrolled student either:
- achieved competency achieved/passed
- was granted recognition of prior learning
- was deemed to have satisfactorily completed a non-assessable enrolment

³ A subset of 'other government-funded activity' is the Tech Savvy Seniors Program which contributes to the NSW Ageing Strategy. In the reported period, there were 1,933 individual students enrolled in 6,096 subject-only enrolments.

Adult and Community Education programs

Community service obligations (CSO) funded enrolments in qualifications

By region

Table 12 Commencing, continuing and completed community service obligations (CSO) funded enrolments in qualifications by region
For Period (1 January 2017 to 31 December 2017)
Extracted 14 Mar 2018
Source: NSW Department of Industry's On Line Validation System (OLiV)

Region ¹	Commencements	Continuing	Completions
Capital Region	76	-	-
Central Coast	43	3	-
Central West	10	1	-
Coffs Harbour–Grafton	65	1	1
Far West and Orana	77	9	3
Hunter Valley excluding Newcastle	77	-	53
Illawarra	107	2	1
Mid North Coast	25	1	-
Murray	35	13	7
New England and North West	71	24	1
Newcastle and Lake Macquarie	22	-	2
Richmond–Tweed	178	-	21
Riverina	202	40	96
Southern Highlands and Shoalhaven	164	-	16
Sydney	295	65	15
Unknown ²	22	1	2
Total	1,469	160	218

¹ For the area a region covers see Figure 10 on page 39.

² The postcode of a student's home address was not recorded.

By disadvantaged student group

Table 13 Commencing, continuing and completed CSO-funded enrolments in qualifications by disadvantaged student group
For Period (1 January 2017 to 31 December 2017)
Extracted 14 Mar 2018
Source: NSW Department of Industry's On Line Validation System (OLiV)

Disadvantaged student group ¹	Commencements	Continuing	Completions
Aboriginal or Torres Strait Islanders	235	20	36
Students with disabilities	454	32	57
Students living in a regional area	472	7	54
Students living in a remote area	555	83	140

¹ As a student may fall into one or more group this table does not include totals.

Adult and Community Education programs

Community service obligations (CSO) funded students doing qualifications

By region

Table 14 Number of CSO-funded students who commenced, continued and/or completed qualifications by region
For Period (1 January 2017 to 31 December 2017)
Extracted 14 Mar 2018
Source: NSW Department of Industry's On Line Validation System (OLiV)

Region ¹	Commencements	Continuing	Completions
Capital Region	75	-	-
Central Coast	28	3	-
Central West	6	1	-
Coffs Harbour–Grafton	65	1	1
Far West and Orana	76	8	3
Hunter Valley excluding Newcastle	77	-	53
Illawarra	106	2	1
Mid North Coast	25	1	-
Murray	35	13	7
New England and North West	71	24	1
Newcastle and Lake Macquarie	20	-	2
Richmond–Tweed	162	-	21
Riverina	182	40	85
Southern Highlands and Shoalhaven	122	-	16
Sydney	234	65	12
Unknown ²	21	1	2
Total	1,305	159	204

¹ For the area a region covers see Figure 10 on page 39.

² The postcode of a student's home address was not recorded.

By disadvantaged student group

Table 15 Number of CSO-funded students who commenced, continued and/or completed qualifications by disadvantaged student group
For Period (1 January 2017 to 31 December 2017)
Extracted 14 Mar 2018
Source: NSW Department of Industry's On Line Validation System (OLiV)

Disadvantaged student group ¹	Commencements	Continuing	Completions
Aboriginal or Torres Strait Islanders	209	19	36
Students with disabilities	408	32	53
Students living in a regional area	407	7	54
Students living in a remote area	529	82	129

¹ As a student may fall into one or more group this table does not include totals.

Adult and Community Education programs

Community service obligations (CSO) funded subject-only enrolments

By region

Table 16 Commencing, continuing and completed CSO-funded enrolments for subjects only by region
For Period (1 January 2017 to 31 December 2017)
Extracted 14 Mar 2018
Source: NSW Department of Industry's On Line Validation System (OLIV)

Region ¹	Commencements	Continuing	Completions
Capital Region	774	8	760
Central Coast	2,003	96	1,669
Central West	2,088	5	1,959
Coffs Harbour–Grafton	2,043	40	1,855
Far West and Orana	778	-	734
Hunter Valley excluding Newcastle	1,421	215	1,089
Illawarra	1,218	18	1,081
Mid North Coast	3,325	895	3,072
Murray	96	7	96
New England and North West	2,463	20	2,220
Newcastle and Lake Macquarie	621	220	514
Richmond–Tweed	3,120	107	2,715
Riverina	1,003	123	519
Southern Highlands and Shoalhaven	524	9	479
Sydney	6,464	1,606	4,998
Unknown ²	419	106	368
Total	28,360	3,475	24,128

¹ For the area a region covers see Figure 10 on page 39.

² The postcode of a student's home address was not recorded.

By disadvantaged student group

Table 17 Number of CSO-funded students who commenced, continued and/or completed enrolments in subjects only by disadvantaged student group
For Period (1 January 2017 to 31 December 2017)
Extracted 14 Mar 2018
Source: NSW Department of Industry's On Line Validation System (OLIV)

Disadvantaged student group ¹	Commencements	Continuing	Completions
Aboriginal or Torres Strait Islanders	3,935	260	3,246
Students with disabilities	6,776	725	5,653
Students living in a regional area	9,015	920	7,947
Students living in a remote area	10,412	654	9,087

¹ As a student may fall into one or more group this table does not include totals.

Adult and Community Education programs

Community service obligations (CSO) funded students doing subjects only

By region

Table 18 Number of CSO-funded students who commenced, continued and/or completed enrolments in subjects only by region
For Period (1 January 2017 to 31 December 2017)
Extracted 14 Mar 2018
Source: NSW Department of Industry's On Line Validation System (OLiV)

Region ¹	Commencements	Continuing	Completions
Capital Region	270	2	270
Central Coast	412	25	358
Central West	913	2	896
Coffs Harbour–Grafton	653	11	607
Far West and Orana	356	-	343
Hunter Valley excluding Newcastle	382	81	329
Illawarra	207	9	192
Mid North Coast	815	254	775
Murray	21	2	21
New England and North West	1,133	5	1,084
Newcastle and Lake Macquarie	122	76	118
Richmond–Tweed	1,097	67	1,013
Riverina	271	26	200
Southern Highlands and Shoalhaven	159	1	148
Sydney	1,451	344	1,249
Unknown ²	100	16	91
Total	8,362	921	7,694

¹ For the area a region covers see Figure 10 on page 39.

² The postcode of a student's home address was not recorded.

By disadvantaged student group

Table 19 Number of CSO-funded students who commenced, continued and/or completed enrolments in subjects only by disadvantaged student group
For Period (1 January 2017 to 31 December 2017)
Extracted 14 Mar 2018
Source: NSW Department of Industry's On Line Validation System (OLiV)

Disadvantaged student group ¹	Commencements	Continuing	Completions
Aboriginal or Torres Strait Islanders	1,319	92	1,207
Students with disabilities	1,851	254	1,664
Students living in a regional area	2,592	341	2,394
Students living in a remote area	3,854	166	3,624

¹ As a student may fall into one or more group this table does not include totals.

Apprenticeships and traineeships

Training contract approvals for apprenticeships and traineeships

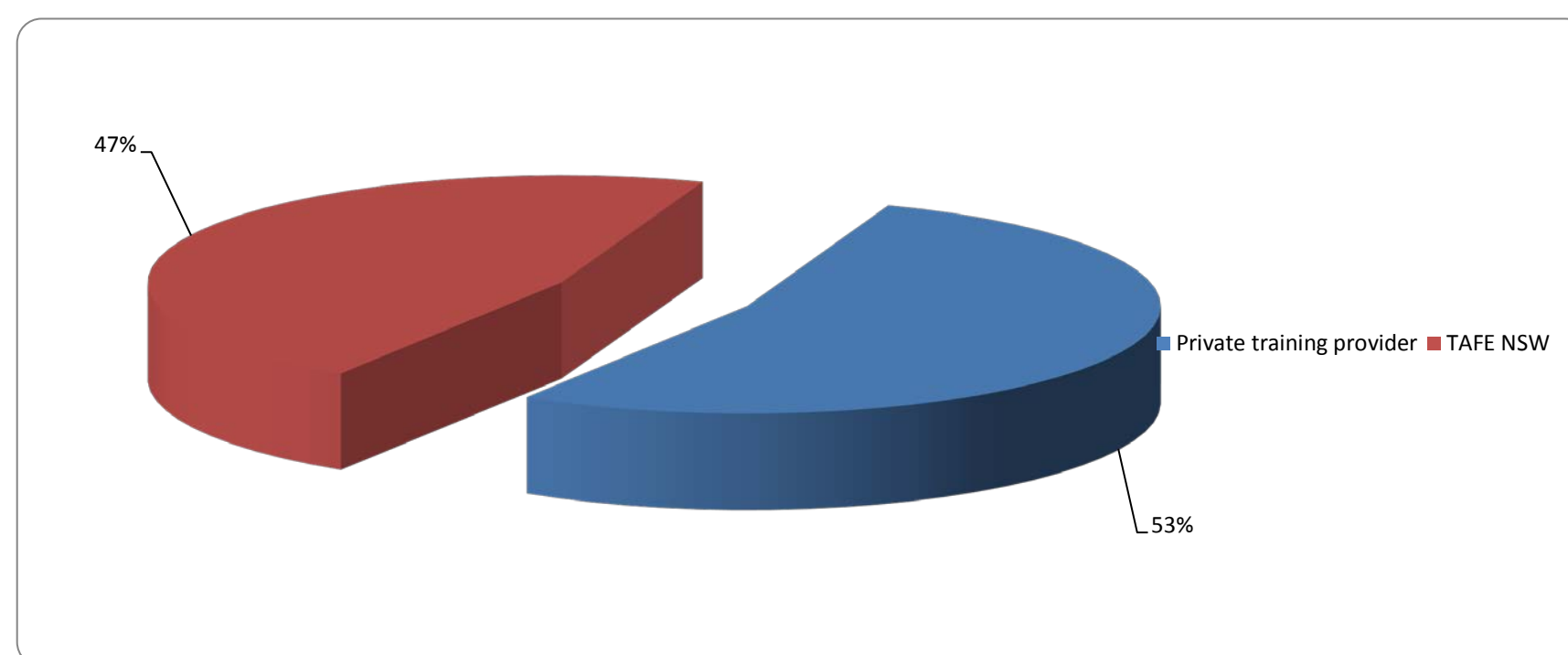
By training provider type

Table 20 Training contract approvals by training provider type
For Period YTD: 1 January to 31 December 2017; previous YTD: 1 January to 31 December 2016; and 2016 calendar year
Extracted 8 Jan 2018
Source: The NSW Department of Industry's Integrated Vocational Education and Training System (IVETS).

Training provider type	YTD	Previous YTD	Previous CY
Private training provider	25,137	26,660	26,660
TAFE NSW	21,962	22,353	22,353
Unknown ¹	2	-	-
Total	47,101	49,013	49,013

¹ Interstate public training providers who have training contracts with NSW-based apprentices.

Figure 3 Training contract approval by training provider type (YTD: 1 January to 31 December 2017)
For Period YTD: 1 January to 31 December 2017; previous YTD: 1 January to 31 December 2016; and 2016 calendar year
Extracted 8 Jan 2018
Source: The NSW Department of Industry's Integrated Vocational Education and Training System (IVETS).



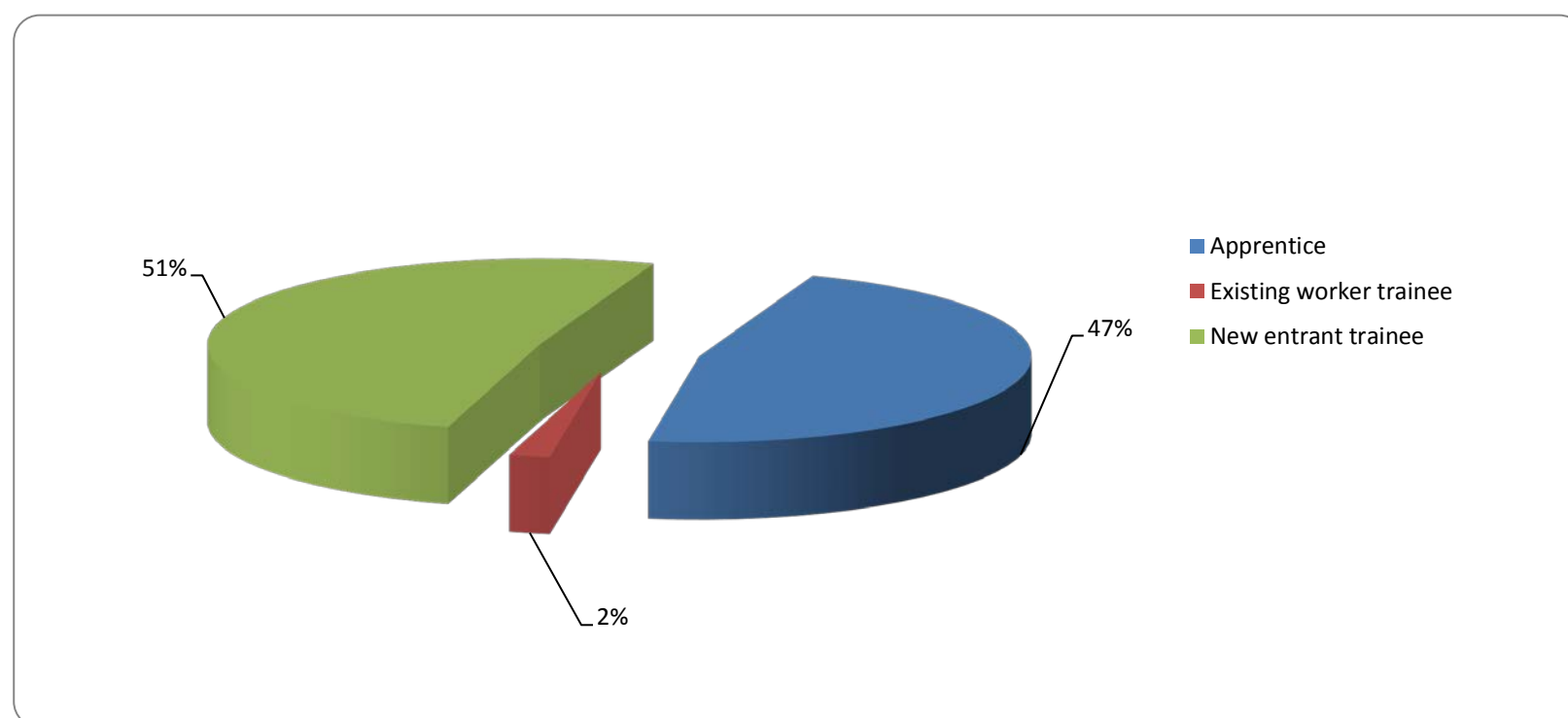
Apprenticeships and traineeships

By student type

Table 21 Training contract approvals by student type
For Period YTD: 1 January to 31 December 2017; previous YTD: 1 January to 31 December 2016; and 2016 calendar year
Extracted 8 Jan 2018
Source: The NSW Department of Industry's Integrated Vocational Education and Training System (IVETS).

Student type	YTD	Previous YTD	Previous CY
Apprentice	22,088	21,844	21,844
Existing worker trainee	936	1,206	1,206
New entrant trainee	24,077	25,963	25,963
Total	47,101	49,013	49,013

Figure 4 Training contract approvals by student type
For Period YTD: 1 January to 31 December 2017
Extracted 8 Jan 2018
Source: The NSW Department of Industry's Integrated Vocational Education and Training System (IVETS).



By disadvantaged student group

Table 22 Training contract approvals by disadvantaged student group
For Period YTD: 1 January to 31 December 2017; previous YTD: 1 January to 31 December 2016; and 2016 calendar year
Extracted 8 Jan 2018
Source: The NSW Department of Industry's Integrated Vocational Education and Training System (IVETS).

Disadvantaged student group ¹	YTD	Previous YTD	Previous CY
Aboriginal or Torres Strait Islanders	3,209	2,948	2,948
Students with disabilities	1,299	1,307	1,307
Students living in a regional area	9,538	10,144	10,144
Students living in a remote area	10,091	9,873	9,873
Women in non-traditional trades	1,063	965	965

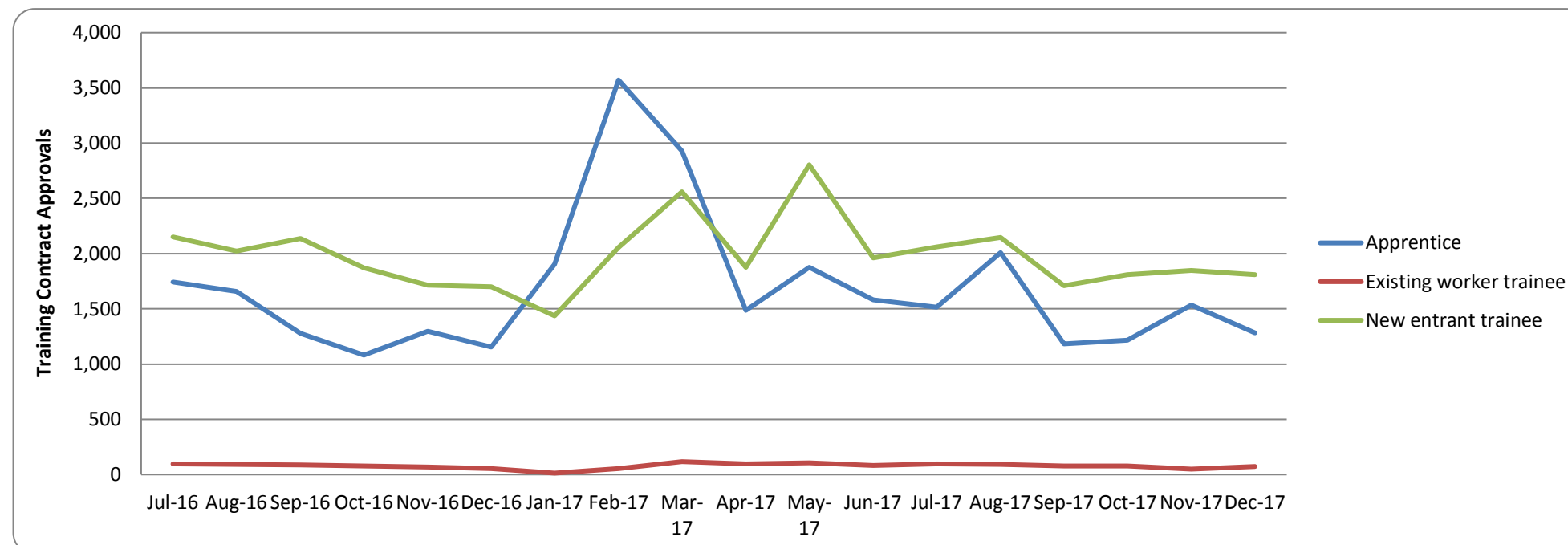
¹ As a student may fall into one or more group this table does not include totals. Also, data is not collected about individuals on a training contract who hold a humanitarian visa or are long-term unemployed.

Apprenticeships and traineeships

By month (for previous 18 months)

Figure 5 Training contract approvals by month
For Period previous 18 months
Extracted 8 Jan 2018

Source: The NSW Department of Industry's Integrated Vocational Education and Training System (IVETS).



By region

Table 23 Training contract approvals by region
For Period YTD: 1 January to 31 December 2017; previous YTD: 1 January to 31 December 2016; and 2016 calendar year
Extracted 8 Jan 2018

Source: The NSW Department of Industry's Integrated Vocational Education and Training System (IVETS).

Region ¹	YTD	Approvals as % of a region's population (YTD)	Previous YTD	Previous CY
Capital Region	1,542	0.74%	1,635	1,635
Central Coast	1,822	0.58%	2,064	2,064
Central West	1,420	0.72%	1,452	1,452
Coffs Harbour–Grafton	807	0.62%	855	855
Far West and Orana	795	0.70%	848	848
Hunter Valley excluding Newcastle	2,512	1.03%	2,061	2,061
Illawarra	1,852	0.67%	1,998	1,998
Mid North Coast	1,351	0.67%	1,225	1,225
Murray	748	0.68%	877	877
New England and North West	1,525	0.87%	1,474	1,474
Newcastle and Lake Macquarie	3,124	0.91%	2,885	2,885
Richmond–Tweed	1,328	0.58%	1,393	1,393
Riverina	1,641	1.09%	1,676	1,676
Southern Highlands and Shoalhaven	945	0.69%	1,038	1,038
Sydney	24,951	0.57%	26,706	26,706
Unknown ²	738	N/A	826	826
Total	47,101	0.65%	49,013	49,013

¹ For the area a region covers see Figure 10 on page 39.

² Not enough data to map training location to a NSW region.

Apprenticeships and traineeships

Top five Apprenticeships and Traineeships by training contract approvals

Top five Apprenticeships for year to date

Table 24 Top five apprenticeship by qualification
For Period YTD: 1 January to 31 December 2017
Extracted 8 Jan 2018
Source: The NSW Department of Industry's Integrated Vocational Education and Training System (IVETS).

Apprenticeship qualification	YTD
Carpentry Certificate III	3,138
Electrotechnology - Electrician Certificate III	2,942
Plumbing Certificate III	1,925
Automotive - Light Vehicle Mechanical Technology Certificate III	1,487
Hospitality - Commercial Cookery Certificate III	1,200

Top five Apprenticeships for previous year to date

Table 25 Top five apprenticeship by qualification
For Period previous YTD: 1 January to 31 December 2016
Extracted 8 Jan 2018
Source: The NSW Department of Industry's Integrated Vocational Education and Training System (IVETS).

Apprenticeship qualification	Previous YTD
Carpentry Certificate III	3,053
Electrotechnology - Electrician Certificate III	2,738
Plumbing Certificate III	1,754
Automotive - Light Vehicle Mechanical Technology Certificate III	1,380
Hospitality - Commercial Cookery Certificate III	1,341

Top five Traineeships for year to date

Table 26 Top five traineeships by qualification
For Period YTD: 1 January to 31 December 2017
Extracted 8 Jan 2018
Source: The NSW Department of Industry's Integrated Vocational Education and Training System (IVETS).

Traineeship qualification	YTD
Community Services - Early Childhood Education and Care Certificate III	2,581
Retail Certificate III	2,409
Hospitality Certificate III	1,325
Transport and Logistics - Driving Operations Certificate III	1,210
Business Services - Customer Engagement Certificate III	1,195

Apprenticeships and traineeships

Top five traineeships for previous year to date

Table 27 Top five traineeships by qualification (previous YTD: 1 January to 31 December 2016)
For Period previous YTD: 1 January to 31 December 2016

Extracted 8 Jan 2018

Source: The NSW Department of Industry's Integrated Vocational Education and Training System (IVETS).

Traineeship qualification	Previous YTD
Community Services - Early Childhood Education and Care Certificate III	2,839
Hospitality Certificate III	2,271
Retail Certificate III	1,268
Transport and Logistics - Driving Operations Certificate III	1,071
Business Services - Customer Engagement Certificate III	1,018

Apprentices and trainees in training

Table 28 Number of apprentices and trainees in training
For Period as at 8 Jan 2018

Extracted 8 Jan 2018

Source: The NSW Department of Industry's Integrated Vocational Education and Training System (IVETS).

Student type	Number
Apprentices	54,861
Existing worker trainees	1,676
New entrant trainees	28,115
Total	84,652

Training contract completion rates for Apprenticeships and Traineeships

Table 29 Contract completion rates for apprenticeships and traineeships
For Period calendar years 2015 and 2016

Extracted 8 Jan 2018

Source: The NSW Department of Industry's Integrated Vocational Education and Training System (IVETS).

Contract type	2016 (%)	2015 (%)
Apprenticeship	57.6%	56.1%
Traineeship	62.7%	66.1%
Total	60.8%	63.3%

Apprenticeships and traineeships

Bert Evans Apprentice Scholarships

The Bert Evans Apprentice Scholarships assist apprentices in NSW who have demonstrated:

- hardship in their personal circumstances
- an aptitude for VET that will lead them to complete their trade training successfully
- a positive attitude and application in the workplace and in off-the-job training.

Source: NSW Department of Industry

Table 30 Number of students receiving a Bert Evans Scholarship
For Period calendar years 2015 and 2016
Extracted 8 Jan 2018
Source: NSW Department of Industry

	2017	2016	2015
Scholarships awarded	75	72	53

Smart and Skilled Program

Smart and Skilled is a NSW Government's initiative to create a successful contestable VET market in NSW, achieve the goals of VET reform and the skill priorities of NSW.

Smart and Skilled delivers subsidised training under+A703 two broad categories known as 'program streams'— these are Entitlement and Targeted Priorities.

The Entitlement program stream encourages individuals to gain a post-school qualification at the Certificate I, II or III level and also includes apprenticeships and traineeships (which may be at the Certificate IV, Diploma or Advanced Diploma level). The Targeted Priorities program stream encourages individuals to gain a post-school qualification at the Certificate IV, Diploma or Advanced Diploma level.

Each program stream contains several 'programs'. The Entitlement program stream contains the:

- Entitlement Foundation Skills Program
- Entitlement Full Qualifications Program
- Entitlement Apprenticeships and Traineeships Program.

The Targeted Priorities program stream contains the:

- Targeted Priorities Full Qualifications Program
- Targeted Priorities Prevocational and Part Qualification Program.

A student may participate in more than one Smart and Skilled program, training provider or region.

Smart and Skilled commenced on 1 January 2015. Please consider this when comparing 2015 YTD and 2016 YTD data.

Enrolments

By Smart and Skilled program

Table 31 Commencing, continuing and completed enrolments by Smart and Skilled program
For Period YTD: 1 January to 31 January 2018; previous YTD: 1 January to 31 January 2017; and 2017 calendar year
Extracted 06 March 2018
Source: The NSW Department of Industry's Integrated Vocational Education and Training System (IVETS).

Smart and Skilled program	Commencements	Continuing	Completions
Entitlement – Apprenticeships	184	30,388	102
Entitlement – Traineeships	962	15,861	508
Entitlement Foundation Skills	115	1,072	38
Entitlement Full Qualifications	2,147	24,542	571
Other (Full Qualifications) ¹	-	3	-
Targeted Priorities (TP) Full Qualifications	579	9,432	232
TP Prevocational and Part Qualifications –Pre-apprenticeship ²	128	38	-
TP Prevocational and Part Qualifications –Pre-traineeship ³	62	98	-
TP Prevocational and Part Qualifications – Prevocational ³	84	573	-
TP Prevocational and Part Qualifications – Targeted Skills ⁴	577	2,534	-
Total	4,838	84,541	1,451

¹The training falls under an existing Smart and Skilled program but could not be processed with the standard method.

²Part qualifications that assist individuals to gain an apprenticeship or traineeship.

³Part or full qualifications that assist individuals to gain employment or enrol in further education.

⁴Part qualifications for priority groups and industries to assist individuals to upgrade their training and/or learn new skills for employment.

Smart and Skilled Program

By disadvantaged student group

Table 32 Commencing, continuing and completed enrolments by disadvantaged student group
For Period YTD: 1 January to 31 January 2018
Extracted 06 March 2018

Source: The NSW Department of Industry's Integrated Vocational Education and Training System (IVETS).

Disadvantaged student group ¹	Commencements	Continuing	Completions
Aboriginal or Torres Strait Islanders	1,837	7,113	129
Students with disabilities	381	4,808	68
Humanitarian visa holders	20	276	8
Long-term unemployed	264	2,249	33
Students living in a regional area	771	18,240	308
Students living in a remote area	219	8,186	113

¹As a student may fall into one or more group this table does not include totals.

By region

Table 33 Commencing, continuing and completed enrolments by region
For Period YTD: 1 January to 31 January 2018
Extracted 06 March 2018

Source: The NSW Department of Industry's Integrated Vocational Education and Training System (IVETS).

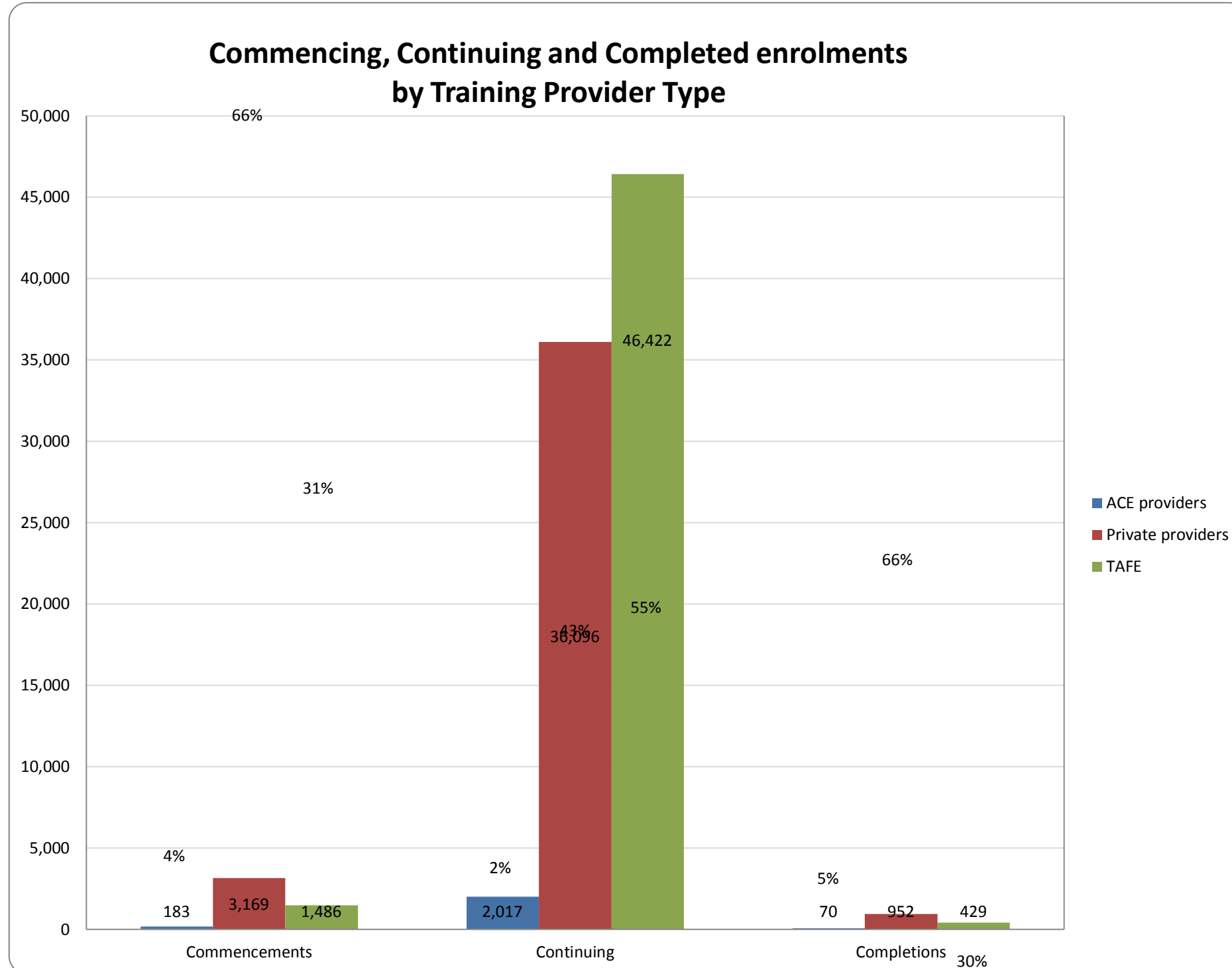
Region ¹	Commencements	Continuing	Completions
Capital Region	85	1,795	21
Central Coast	142	3,137	89
Central West	186	3,485	73
Coffs Harbour–Grafton	156	2,471	42
Far West and Orana	107	1,604	25
Hunter Valley excluding Newcastle	128	3,652	57
Illawarra	228	4,285	122
Mid North Coast	160	2,576	56
Murray	23	868	9
New England and North West	112	2,897	52
Newcastle and Lake Macquarie	313	5,875	127
Richmond–Tweed	153	3,764	76
Riverina	127	2,868	43
Southern Highlands and Shoalhaven	68	1,407	37
Sydney	2,850	43,737	622
Total	4,838	84,421	1,451

¹For the area a region covers see Figure 10 on page 39.

Smart and Skilled Program

By training provider type

Figure 4 Commencing, continuing and completed enrolments by training provider type
 For Period YTD: 1 January to 31 January 2018
 Extracted 06 March 2018
 Source: The NSW Department of Industry's Integrated Vocational Education and Training System (IVETS).



Smart and Skilled Program

Students

A student may participate in more than one Smart and Skilled program, training provider or region.

By Smart and Skilled program

Table 34 Number of students who commenced, continued and/or completed a qualification or accredited course under a Smart and Skilled program
For Period YTD: 1 January to 31 January 2018
Extracted 06 March 2018
Source: The NSW Department of Industry's Integrated Vocational Education and Training System (IVETS).

Smart and Skilled program	Commencements	Continuing	Completions
Entitlement – Apprenticeships	184	30,072	102
Entitlement – Traineeships	961	15,660	508
Entitlement Foundation Skills	115	1,048	38
Entitlement Full Qualifications	2,144	24,129	571
Other (Full Qualifications) ¹	-	3	-
Targeted Priorities (TP) Full Qualifications	577	9,270	232
TP Prevocational and Part Qualifications – Part Qualifications Pre-apprenticeship ²	128	38	-
TP Prevocational and Part Qualifications – Part Qualifications Pre-traineeship ²	62	92	-
TP Prevocational and Part Qualifications – Part Qualifications Prevocational ³	82	565	-
TP Prevocational and Part Qualifications – Targeted Skills ⁴	521	2,483	-
Overall unique student number⁵	4,756	82,654	1,449

¹The training falls under an existing Smart and Skilled program but could not be processed with the standard method.

²Part qualifications that assist individuals to gain an apprenticeship or traineeship.

³Part or full qualifications that assist individuals to gain employment or enrol in further education.

⁴Part qualifications for priority groups and industries to assist individuals to upgrade their training and/or learn new skills for employment.

⁵The overall unique student number is not a total.

By region

Table 35 Number of students who commenced, continued and/or completed a qualification or accredited course under a Smart and Skilled program by region
For Period YTD: 1 January to 31 January 2018
Extracted 06 March 2018
Source: The NSW Department of Industry's Integrated Vocational Education and Training System (IVETS).

Region ¹	Commencements	Commencements as % of a region's population	Continuing	Completions
Capital Region	83	0.04%	1,759	21
Central Coast	142	0.05%	3,120	89
Central West	185	0.09%	3,443	73
Coffs Harbour–Grafton	156	0.12%	2,442	42
Far West and Orana	107	0.09%	1,569	25
Hunter Valley excluding Newcastle	128	0.05%	3,610	57
Illawarra	228	0.08%	4,244	122
Mid North Coast	160	0.08%	2,523	56
Murray	23	0.02%	861	9
New England and North West	109	0.06%	2,855	52

Smart and Skilled Program

Table 35 Number of students who commenced, continued and/or completed a qualification or accredited course under a Smart and Skilled program by region (Cont.)

For Period YTD: 1 January to 31 January 2018

Extracted 06 March 2018

Source: The NSW Department of Industry's Integrated Vocational Education and Training System (IVETS).

Region ¹	Commencements	Commencements as % of a region's population	Continuing	Completions
Newcastle and Lake Macquarie	313	0.09%	5,815	127
Richmond-Tweed	136	0.06%	3,659	75
Riverina	127	0.08%	2,845	43
Southern Highlands and Shoalhaven	68	0.05%	1,380	37
Sydney	2,793	0.06%	42,854	621

¹For the area a region covers see Figure 10 on page 39.

²The overall unique student number is not the same as a total.

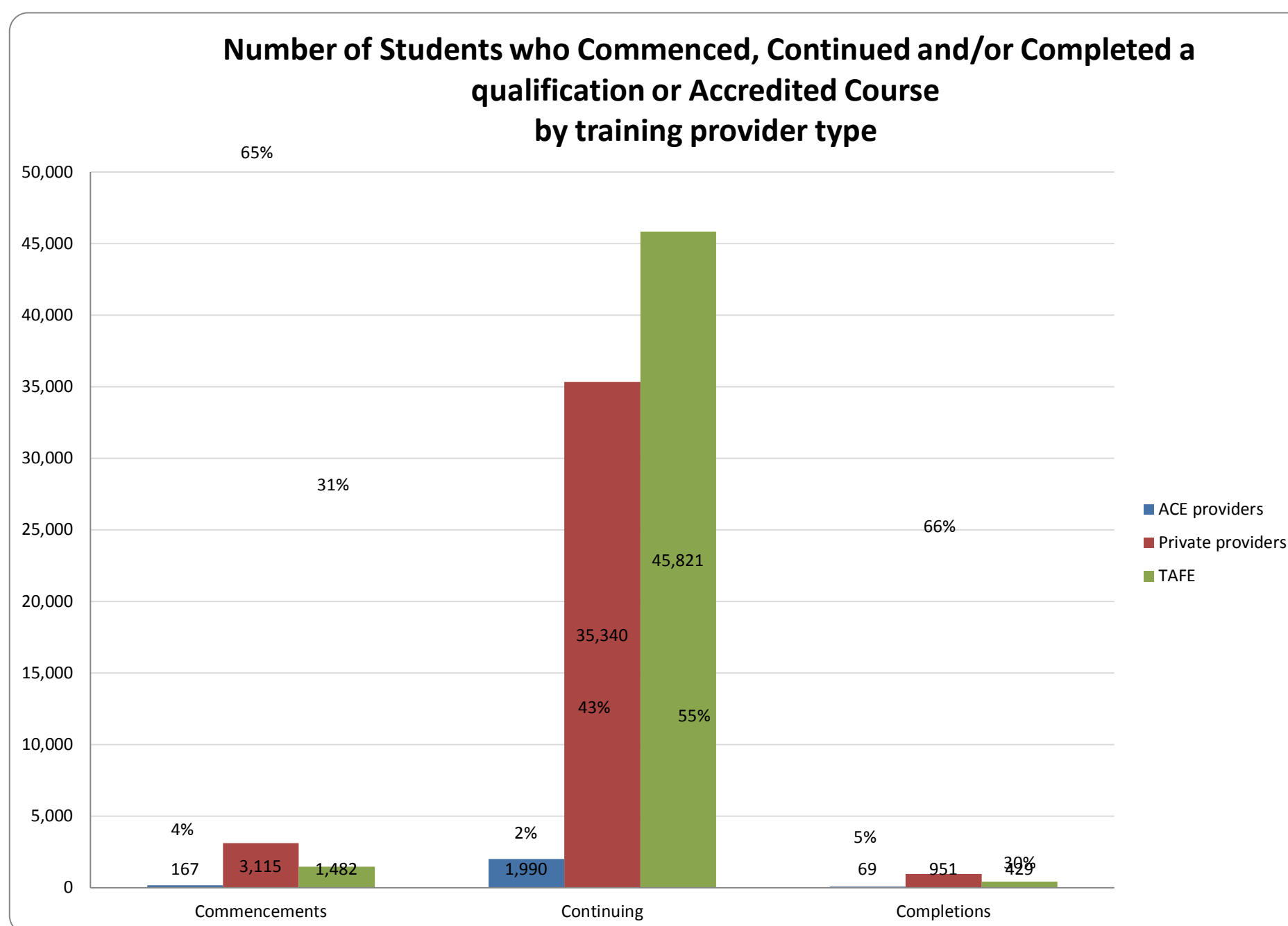
By training provider type

Figure 5 Number of students who commenced, continued and/or completed a qualification or accredited course by training provider type

For Period YTD: 1 January to 31 January 2018

Extracted 06 March 2018

Source: The NSW Department of Industry's Integrated Vocational Education and Training System (IVETS).



Smart and Skilled Program

Smart and Skilled training providers

A 'Smart and Skilled training provider' means a registered training organisation the NSW Department of Industry that has contracted to offer government-subsidised training under Smart and Skilled.

By Smart and Skilled programs with regional approvals

Table 36 Number of Smart and Skilled training providers with regional training delivery approvals by Smart and Skilled program
For Period as at 06 March 2018
Extracted 06 March 2018

Source: The NSW Department of Industry's Integrated Vocational Education and Training System (IVETS).

Region ¹	No. of approved training providers	
	Entitlement Full Qualifications Program	Targeted Priorities Full Qualification Program
Capital Region	22	23
Central Coast	41	39
Central West	27	21
Coffs Harbour–Grafton	17	17
Far West and Orana	23	14
Hunter Valley excluding Newcastle	43	32
Illawarra	48	33
Mid North Coast	24	30
Murray	14	10
New England and North West	22	27
Newcastle and Lake Macquarie	56	44
Richmond–Tweed	29	30
Riverina	27	24
Southern Highlands and Shoalhaven	28	26
Sydney	183	204

¹For the area a region covers see Figure 10 on page 39.

By Smart and Skilled programs with state wide approvals

Table 37 Number of Smart and Skilled training providers with state wide training delivery approvals by Smart and Skilled program
For Period as at 06 March 2018
Extracted 06 March 2018

Source: The NSW Department of Industry's Integrated Vocational Education and Training System (IVETS).

Smart and Skilled program	Training providers
Entitlement Apprenticeships and Traineeships	334
Entitlement Foundation Skills	44

Smart and Skilled Program

Top 10 qualifications

By commencements

Table 38 Top 10 qualifications by commencements

For Period YTD: 1 January to 31 January 2018

Extracted 06 March 2018

Source: The NSW Department of Industry's Integrated Vocational Education and Training System (IVETS).

Qualification	Commencements
Certificate III in Individual Support	289
Certificate III in Early Childhood Education and Care	281
Certificate III in Retail	191
Certificate III in Warehousing Operations	165
Certificate IV in Leadership and Management	133
Certificate III in Business Administration	132
Certificate III in Business	117
Certificate III in Hospitality	115
Certificate II in Animal Studies	102
Certificate III in Education Support	96

By continuing enrolments

Table 39 Top 10 qualifications by continuing enrolments

For Period YTD: 1 January to 31 January 2018

Extracted 06 March 2018

Source: The NSW Department of Industry's Integrated Vocational Education and Training System (IVETS).

Qualification	Continuing
Certificate III in Electrotechnology Electrician	5,769
Certificate III in Carpentry	5,022
Certificate III in Early Childhood Education and Care	4,316
Certificate III in Individual Support	3,062
Certificate III in Plumbing	2,726
Certificate III in Business Administration	2,128
Diploma of Early Childhood Education and Care	2,002
Certificate III in Retail	1,688
Certificate IV in Leadership and Management	1,538
Certificate III in Hospitality	1,423

By completions

Table 40 Top 10 qualifications by completions

For Period YTD: 1 January to 31 January 2018

Extracted 06 March 2018

Source: The NSW Department of Industry's Integrated Vocational Education and Training System (IVETS).

Qualification	Completions
Certificate III in Early Childhood Education and Care	139
Certificate III in Individual Support	130
Certificate III in Hospitality	63
Certificate III in Business Administration	57
Certificate IV in Leadership and Management	54
Certificate III in Business	52
Certificate III in Retail	32
Certificate III in Warehousing Operations	32
Certificate III in Driving Operations	31
Diploma of Early Childhood Education and Care	27

¹ This qualification (code BSB30415) supersedes and is equivalent to the Certificate III in Business (code BSB30412).

Smart and Skilled Program

Fee-Free Scholarships

Fee-Free Scholarships are part of the NSW Government's commitment under the Reskilling NSW strategy. The strategy provides \$48 million over four years for 200,000 Smart and Skilled concession-eligible 15 to 30 year olds. Fee-Free Scholarships are available to eligible students who undertake study with an approved Smart and Skilled training provider for a qualification from certificate level I to IV that is on the NSW Skills List, with priority giving to eligible social housing residents. Fee-Free Scholarships have been available since 1 July 2015.

By region and training provider type

Table 41 Number of Fee-Free Scholarships by region and training provider type
For Period 1 July 2015 to 31 January 2018
Extracted 08 February 2018

Source: The NSW Department of Industry's Integrated Vocational Education and Training System (IVETS).

Region ¹	Fee-Free Scholarships	Training provider type	
		TAFE NSW	Private training provider
Capital Region	1,132	661	471
Central Coast	2,855	1,757	1,098
Central West	1,968	1,573	395
Coffs Harbour–Grafton	2,289	2,042	247
Far West and Orana	604	466	138
Hunter Valley excluding Newcastle	2,129	1,339	790
Illawarra	2,866	1,560	1,306
Mid North Coast	2,925	2,316	609
Murray	649	382	267
New England and North West	1,430	1,212	218
Newcastle and Lake Macquarie	4,316	2,856	1,460
Richmond–Tweed	3,235	2,733	502
Riverina	1,355	916	439
Southern Highlands and Shoalhaven	1,025	482	543
Sydney	22,830	16,847	5,983
Total	51,608	37,142	14,466

¹For the area a region covers see Figure 10 on page 39.

By region and selected student characteristics

Table 42 Number of Fee-Free Scholarships by region and selected student characteristics
For Period 1 July 2015 to 31 January 2018
Extracted 08 February 2018

Source: The NSW Department of Industry's Integrated Vocational Education and Training System (IVETS).

Region ¹	Male	Female	Living in social housing	Holding a humanitarian visa
Capital Region	384	748	80	1
Central Coast	936	1,918	196	2
Central West	612	1,354	141	2
Coffs Harbour–Grafton	890	1,399	92	41
Far West and Orana	239	365	24	-
Hunter Valley excluding Newcastle	713	1,416	149	1
Illawarra	1,171	1,695	367	24
Mid North Coast	1,075	1,849	94	-
Murray	233	416	82	16
New England and North West	467	962	76	1
Newcastle and Lake Macquarie	1,827	2,487	394	16
Richmond–Tweed	1,296	1,934	85	-
Riverina	428	927	128	3
Southern Highlands and Shoalhaven	421	603	105	-
Sydney	8,017	14,806	2,085	627
Total	18,709	32,879	4,098	734

¹For the area a region covers see Figure 10 on page 39.

Smart and Skilled Program

Table 43 Number of Fee-Free Scholarships by region and age cohort
For Period 1 Jan 2017 to 31 Dec 2017
Extracted 06 March 2018

Source: The NSW Department of Industry's Integrated Vocational Education and Training System (IVETS).

Region ¹	15–19 years	20–24 years	25–30 years
Capital Region	451	379	298
Central Coast	1,151	955	682
Central West	686	666	609
Coffs Harbour–Grafton	905	773	594
Far West and Orana	228	231	144
Hunter Valley excluding Newcastle	913	738	470
Illawarra	1,024	1,131	695
Mid North Coast	1,247	939	728
Murray	261	233	154
New England and North West	537	509	381
Newcastle and Lake Macquarie	1,675	1,563	1,035
Richmond–Tweed	1,262	1,094	857
Riverina	470	482	399
Southern Highlands and Shoalhaven	386	368	254
Sydney	7,319	8,098	7,226
Total	18,515	18,159	14,526

¹For the area a region covers see Figure 10 on page 39.

Glossary

ACE	Adult and Community Education
Accredited vocational training	Education approved by the Australian Skills Quality Authority.
Active provider	A Smart and Skilled contracted training provider who has delivered training under their Smart and Skilled contract.
Adult and Community Education	A not-for profit, community-owned organisation with a primary focus on adult education. The ACE sector delivers courses relating to leisure, personal and community development, employment skills, preparation for VET and nationally recognised programs of study.
AEDO	Aboriginal Enterprise Development Officer Program
Apprentice	An employee who is party to an apprenticeship to learn a trade on-the-job under a qualified tradesperson and off-the-job with a registered training organisation.
Approval (training contract)	The official confirmation by Training Services NSW that an apprenticeship or traineeship has commenced with an employer.
Approved (training provider)	A training provider has been offered and has accepted a Smart and Skilled contract.
Approved qualification	A qualification that a training provider is approved to deliver under Smart and Skilled.
AQF	Australian Quality Framework
ASDB	The NSW Department of Industry's Aboriginal Services Database.
ATSI	Aboriginal or Torres Strait Islander
Australian Quality Framework	<p>The national policy for regulated qualifications in the Australian education and training system.</p> <p>The AQF incorporates the quality assured qualifications from each education and training sector into a single comprehensive national qualifications framework. The AQF defines the qualification levels issued by schools, vocational education and training providers and higher education.</p> <p>The AQF qualifications that apply to VET are Certificate levels I to IV, Diploma and Advanced Diploma, as well as Graduate Certificate and Graduate Diploma.</p> <p>Maintaining the AQF is a shared responsibility of the Commonwealth, state and territory governments.</p>
Bert Evans Apprentice Scholarships	<p>These scholarships assist apprentices in NSW who have demonstrated:</p> <ul style="list-style-type: none"> • hardship in their personal circumstances • an aptitude for VET that will lead them to complete their trade training successfully • a positive attitude and application in the workplace and in off-the-job training. <p>A maximum of 50 scholarships are awarded annually, including 10 NSW Country Apprentice Scholarships.</p>
Commencement	Occurs when a student begins to participate in training for a qualification or accredited course; or, for a subject-only enrolment, begins to participate in a module or unit of competency that is scheduled to be completed in the current year.
Commitment	Represents a commitment by government to subsidise a training provider for the cost of training an approved prospective student in an approved qualification, accredited course or subject-only enrolment.
Community service obligation (CSO)	A service with an identifiable community or social benefit that cannot be supplied under commercial costs and conditions, and that government subsidises.
Continuing	A student who is continuing training for a qualification or accredited course in a subsequent year to the commencement year and who is still training at the time of this report; or, for a subject-only enrolment, an enrolment in a module or unit of competency that is scheduled to be completed in a future year.
Completion	A student who has successfully completed a qualification or accredited course; or, for a subject-only enrolment, has completed a module or unit of competency.
Completion Rate	
CSO	Community service obligation
Disadvantaged student group	A student who falls into one or more equity categories of: being an Aboriginal or Torres Strait Islander, being disabled, being a humanitarian visa holder, being long-term unemployed, or living in a regional or remote area.

Enrolment	The engagement and participation of a student in an approved qualification, accredited course or subject-only training.
Existing worker trainee	A long-term employee (greater than three months full time or 12 months part time) who is party to a traineeship to learn a recognised vocation on-the-job under supervision and off-the-job with a training provider.
Fee for service	A VET qualification or accredited course that is not subsidised by government (a student or their employer pays the full fee for the training).
Fee-Free Scholarships	Part of the NSW Government's commitment under the Reskilling NSW strategy. It provides \$48 million over 4 years (starting on 1 July 2015) for 200,000 scholarships. The scholarships cover the fee for any Certificate I to IV level qualification on the NSW Skills List. To be eligible, a student must be aged between 15 and 30 years and eligible for Smart and Skilled's concession fee (with priority given to social housing residents); or living (or have lived) in out-of-home care; or someone who has experienced (or is experiencing) domestic/family violence.
FY	Financial year
Jobs of Tomorrow Scholarships	The Program provides \$25 million over four years (starting in 2016) for 25,000 scholarships in science, technology, engineering and mathematics (STEM) VET qualifications. Eligible students receive a \$1,000 scholarship to encourage them to enrol and complete a STEM qualification. In each calendar year, the first 6,250 eligible students who apply and commence training will be offered a scholarship.
IVETS	The NSW Department of Industry's Integrated Vocational Education and Training Services database.
NCAP	New Careers for Aboriginal People Program
NCVER	National Centre for Vocational Education Research
New entrant trainee	An employee who is party to a traineeship to learn a recognised vocation on-the-job under supervision and off-the-job with a training provider.
Non-accredited vocational training	Education with a vocational intent that is non-assessable and not recognised under the AQF.
NSW Ageing Strategy	NSW Government commitment to support seniors in the community with a range of programs and initiatives.
OLiV	The NSW Department of Industry's On Line Validation System.
Private training provider	A non-TAFE training provider that is registered with the Australian Skills Quality Authority, and can deliver nationally recognised courses and award AQF VET qualifications.
Qualification	A nationally recognised qualification under the Australian Qualifications Framework (AQF).
Recognition of prior learning	Recognition of prior learning (RPL) involves the assessment of the previously unrecognised skills and knowledge an individual has achieved outside the formal education and training system. This assessment determines the extent to which that individual has achieved the required learning outcomes, competency outcomes, or standards for entry to, and/or partial or total completion of a program of study without the need for further study.
Region	There are 15 training regions (which are based on Australian Bureau of Statistics SA4 level). See Figure 6 on page 32.
Regional	A classification of a student's residence using the Australian Bureau of Statistics Accessibility/Remoteness Index of Australia.
Registered training organisation (RTO)	An training provider that is registered with the Australian Skills Quality Authority – which allows them to deliver nationally courses and award AQF VET qualifications.
Remote	A classification of a student's residence using the Australian Bureau of Statistics Accessibility/Remoteness Index of Australia.
Reskilling NSW strategy	An NSW Government initiative to help individuals get a job by giving them better access to VET.
Returned (contract)	A training provider that has chosen to withdraw from its Smart and Skilled contract.
Smart and Skilled	The NSW Government's initiative to create a successful contestable VET market in NSW, and achieve the goals of VET reform and the skill priorities of NSW.
Smart and Skilled program	A subset of Smart and Skilled government-subsidised training with specific characteristics.

Status (training provider)	Indicates whether a Smart and Skilled training provider's contract has been approved, suspended, returned or terminated.
Subject-only enrolment	An enrolment in a module or unit of competency that is not intended to lead to the issue of a qualification or accredited course.
Suspended (training provider)	A training provider's Smart and Skilled contract has been temporarily suspended for one or more breaches of contract conditions.
TAFE NSW	The NSW Government's public training provider of VET in NSW.
Tech Savvy Seniors Program	A joint NSW Government and Telstra initiative that provides grants to ACE providers to deliver training in the use of smart technologies to people over 60 years of age.
Terminated (training provider)	A training provider's Smart and Skilled contract has been terminated for one or more breaches of contract conditions.
Total VET activity	All accredited VET activity from all training providers (unless granted an exemption) in accordance with the National VET Provider Collection Data Requirements Policy.
Trade	The occupation to which an apprenticeship leads.
Training contract	The mutual agreement between an employer and apprentice or trainee.
Training contract type	A training contract can be either an apprenticeship, an existing worker traineeship or a new entrant traineeship.
Training provider	A training provider that is registered with the Australian Skills Quality Authority, and can deliver nationally recognised courses and award AQF VET qualifications.
VET	Vocational education and training
VET FEE-HELP	An Australian Government income-contingent loan scheme for VET students. A loan covers a student's fees. The student is only required to pay back the loan when their income reaches a set level.
Vocation	The occupation to which a traineeship leads.
Vocational Training Assistance	Provided through the Vocational Training Assistance Scheme (VTAS) – a program that provides eligible apprentices and trainees with monetary assistance to attend off-the-job training during the term of their apprenticeship or traineeship. Existing worker trainees are ineligible to claim vocational training assistance. Current rates for travel are 12 cents per kilometre and \$28 per night for accommodation, and a one-off payment of up to \$2,000 for a student who has to relocate.
VTAS	Vocational Training Assistance Scheme
Woman in non-traditional trades	Currently, 167 out of a total 1,211 trades are considered to be non traditional trades for women. Examples include Certificate III in Aeroskills (Mechatronics) and Certificate III in Solid Plastering.
YTD	Year to date

NSW training regions

Figure 6 Training regions in NSW

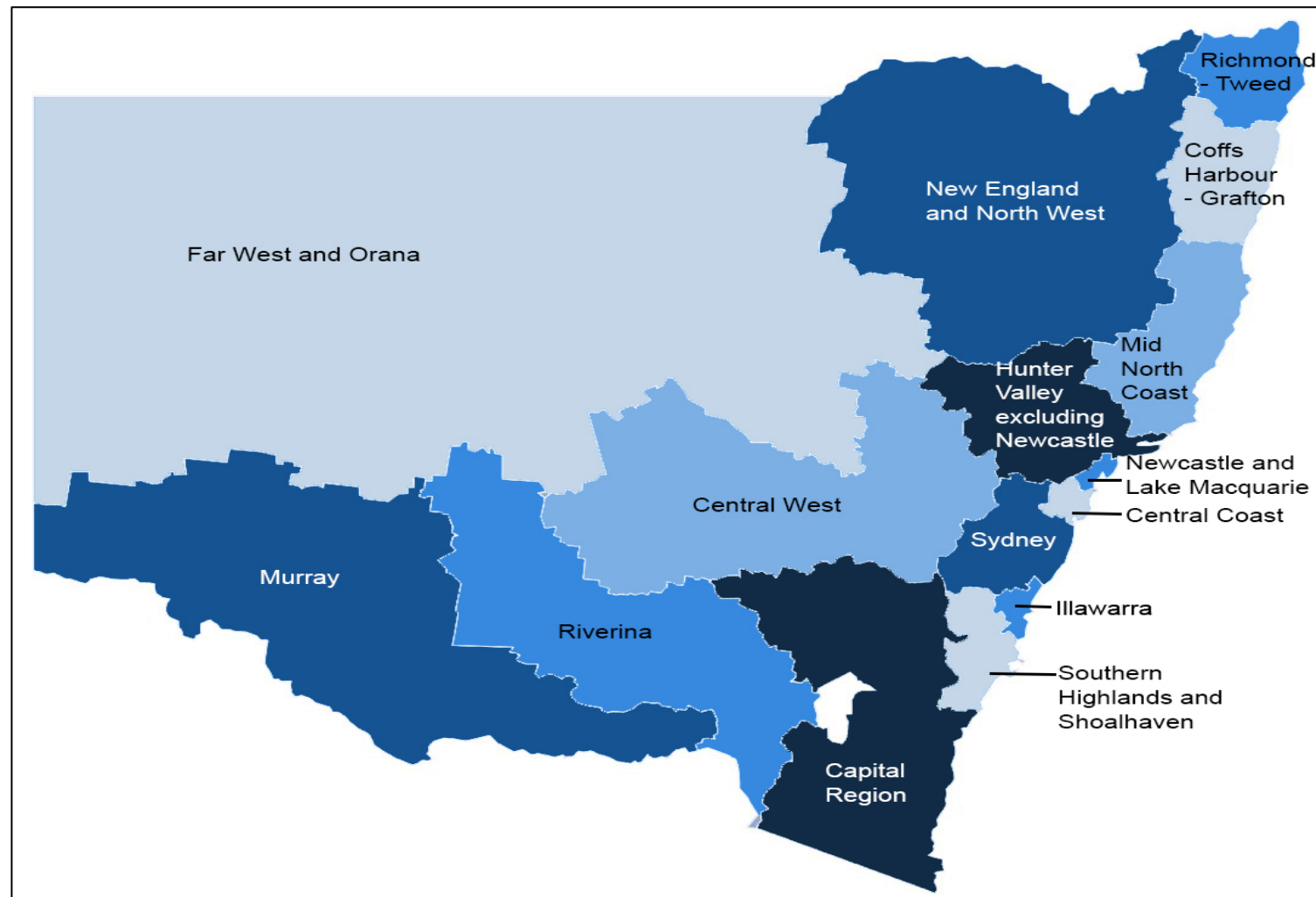


Table 44 Major towns or areas for each region

This region...	Includes...
Capital Region	Goulburn, Yass, Queanbeyan, the Snowy Mountains and the South Coast
Central Coast	Brooklyn, Davistown, Terrigal, The Entrance, Wyong and Gosford
Central West	Bathurst, Lachlan Valley, Lithgow, Mudgee and Orange
Coffs Harbour–Grafton	Coffs Harbour and the Clarence Valley
Far West and Orana	Bourke, Cobar, Coonamble, Broken Hill and Dubbo
Hunter Valley excluding Newcastle	Lower and Upper Hunter, Maitland and Port Stephens
Illawarra	Wollongong, Shellharbour and Kiama
Mid North Coast	Great Lakes, Kempsey, Nambucca, Lord Howe Island, Port Macquarie, Taree and Gloucester
Murray	Upper and Lower Murray, and Albury
Newcastle and Lake Macquarie	Newcastle and Lake Macquarie
New England and North West	Armidale, Inverell, Moree, Inverell, Tenterfield, Moree, Narrabri, Tamworth and Gunnedah
Richmond–Tweed	Richmond Valley and Tweed Valley
Riverina	Griffith, Tumut and Wagga Wagga
Southern Highlands and Shoalhaven	Mittagong, Bowral, Nowra and Ulladulla
Sydney	Sydney and the Blue Mountains