



Performance of NSW VET programs: monthly report

July 2019

Published by the Department of Education.

© State of New South Wales through Department of Education 2019.

This publication is copyright. You may download, display, print and reproduce this material provided that the wording is reproduced exactly, the source is acknowledged, and the copyright, update address and disclaimer notice are retained. To copy, adapt, publish, distribute or commercialise any of this publication you will need to seek permission from the Department of Education.

Disclaimer: The information contained in this publication is based on knowledge and understanding at the time of writing (June 2016). However, because of advances in knowledge, users are reminded of the need to ensure that the information upon which they rely is up to date and to check the currency of the information with the appropriate officer of the Department of Education or the user's independent advisor.

Contents

About this report	4
National VET activity data	5
VET activity data from NCVET	5
Enrolments by qualification level	5
Performance of NSW VET programs	7
Aboriginal programs and services	7
Elsa Dixon Aboriginal Employment Program	7
Aboriginal Enterprise Development Officer Program	8
New Careers for Aboriginal People Program	8
The Way Ahead for Aboriginal People Program	8
Adult and Community Education programs	9
Qualification enrolments by funding source	9
Subject-only enrolments by funding source	10
Community service obligations funded enrolments in qualifications	11
CSO-funded students doing qualifications	12
CSO-funded subject-only enrolments	13
CSO-funded students doing subjects only	14
Apprenticeships and traineeships	15
Training contract approvals for apprenticeships and traineeships	15
Top five apprenticeships and traineeships by training contract approvals	18
Apprentices and trainees in training	19
Training contract completion rates for apprenticeships and traineeships	19
Bert Evans Apprentice Scholarships	20
Smart and Skilled Program	21
Enrolments	21
Students	24
Smart and Skilled training providers	26
Top 10 qualifications	27
Fee-Free Scholarships	28
Glossary	30
NSW training regions	33

About this Report

This is a monthly report on the performance of NSW vocational education and training (VET) programs and follows the introduction of the NSW Government's Smart and Skilled reform in January 2015. The Department of Education publishes this report regularly in line with the NSW Government's commitment to transparency.

The completeness of the report's data and information will improve over time as training providers adjust to new reporting requirements.

When interpreting the report's data care must be taken because:

- There are overlaps between different data sets (e.g. apprenticeship data appears in both the Apprenticeship and Traineeship section, and in the Smart and Skilled section).
- Data may have breaks or adjustments in the time series.
- Some data relates to the year to date (YTD) and previous YTD, but other data may relate to a calendar or financial year.

The Glossary explains terms the report uses and a map of training regions please see the table of contents for its location.

National VET activity data

The National Centre for Vocational Education Research (NCVER) is responsible for collecting, managing, analysing, evaluating and communicating research and statistics about vocational education and training (VET) nationally on behalf of the Commonwealth and state and territory ministers responsible for VET.

VET activity data from NCVER

Enrolments by qualification level

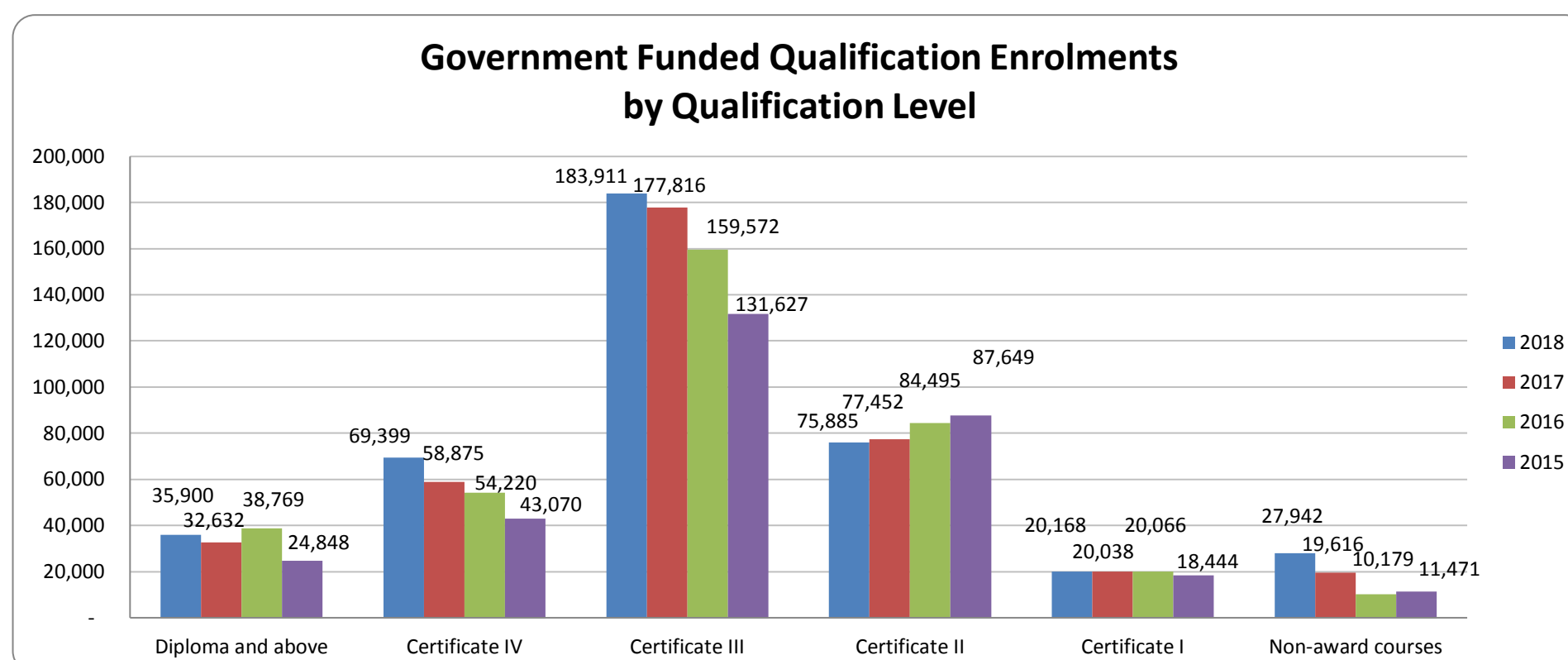
NSW Government-funded enrolments

Table 1 NSW Government-funded enrolments by qualification level¹
For calendar year period
Extracted 01 August 2019
Source: NCVER's VOCStats

Qualification level	2018	2017	2016	2015
Diploma and above	35,900	32,632	38,769	24,848
Certificate IV	69,399	58,875	54,220	43,070
Certificate III	183,911	177,816	159,572	131,627
Certificate II	75,885	77,452	84,495	87,649
Certificate I	20,168	20,038	20,066	18,444
Non-award courses	27,942	19,616	10,179	11,471
Total	413,205	386,429	367,301	317,109

¹ Government-funded activity is classified as 'NSW' by the funding body.

Figure 1 NSW Government-funded enrolments by qualification level¹
For calendar year period
Extracted 01 August 2019
Source: NCVER's VOCStats



Total NSW VET Activity

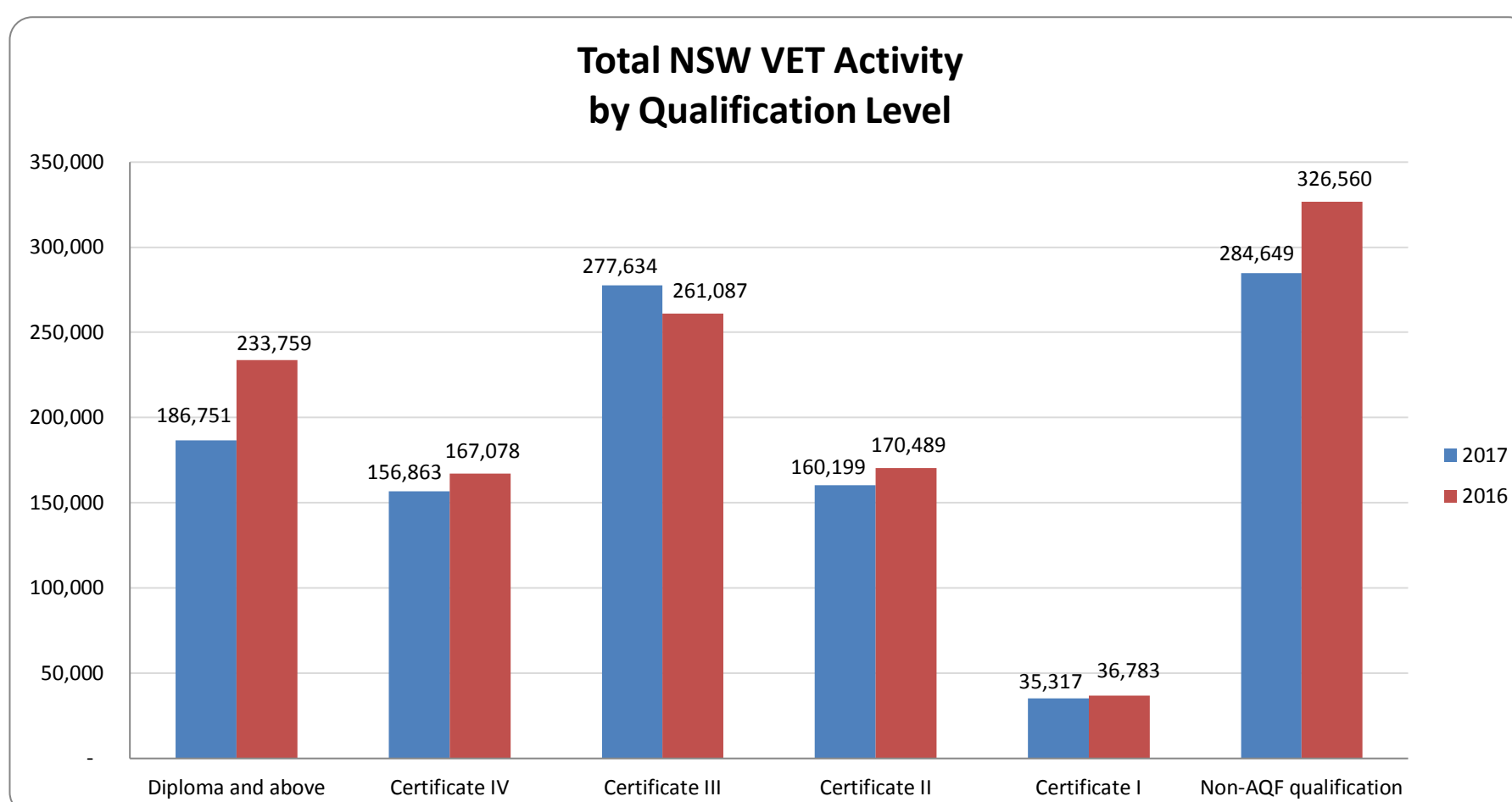
Total NSW VET activity is an estimate of all accredited VET training activity in NSW in 2017 – it includes government-subsidised training and fee-for-service training.

Table 2 Total NSW VET activity by qualification level
For Period 2016 and 2017 calendar year
Extracted 01 August 2019
Source: NCVET's VOCStats

Qualification level	2017	2016
Diploma and above	186,751	233,759
Certificate IV	156,863	167,078
Certificate III	277,634	261,087
Certificate II	160,199	170,489
Certificate I	35,317	36,783
Non-AQF qualification	284,649	326,560
Total	1,101,413	1,195,756

¹ Total VET activity is classified as 'NSW' by delivery location.

Figure 2 Total NSW VET activity by qualification level
For Period calendar year
Extracted 01 January 2018 to 31 July 2019
Source: NCVET's VOCStats



Performance of NSW VET programs

Aboriginal programs and services

Elsa Dixon Aboriginal Employment Program

The Elsa Dixon Aboriginal Employment Program provides annual funding to organisations to support Aboriginal education, employment and training by:

- subsidising the salary, development and support costs of Aboriginal employees in a public service agency or local council
- funding innovative community projects
- supporting work experience for Aboriginal students in their final year of a degree or post-degree course.

Table 3 NSW Government-sector positions funded by the Elsa Dixon Aboriginal Employment Program by financial year
For Period (01 July 2018 to 31 July 2019)
Extracted 01 August 2019 (Supplied date)
Source: NSW Department of Education

Position funded	2018-19 ¹	2017-18
Graduate Position (no longer exists)	-	-
Permanent position	3	2
School-based position	61	51
Temporary position	3	3
Total	67	56

Table 4 Partnerships funded by the Elsa Dixon Aboriginal Employment Program by financial year
For Period (01 July 2018 to 31 July 2019)
Extracted 01 August 2019 (Supplied date)
Source: NSW Department of Education

Position funded	2018-19 ¹	2017-18
Partnerships	5	2

¹ The period covered is from 01 July 2018 to 31 July 2019.

Aboriginal programs and services

Aboriginal Enterprise Development Officer Program

The Aboriginal Enterprise Development Officer (AEDO) Program is a free program for Aboriginal people considering starting up their own business or expanding their current business.

Table 5 Outcomes for the Aboriginal Enterprise Development Officer Program by financial year
For Period (01 July 2018 to 31 July 2019)
Extracted 01 August 2019 (Supplied date)
Source: NSW Department of Education

	2018-19 ¹	2017-18
AEDO projects funded	8	8
AEDO new businesses established	50	51
Aboriginal employment positions created	76	88

¹ The period covered is from 01 July 2018 to 31 July 2019.

New Careers for Aboriginal People Program

The New Careers for Aboriginal People (NCAP) Program is a free program for Aboriginal people seeking employment and training advisory support services.

Table 6 Outcomes for the New Careers for Aboriginal People Program by financial year
For Period (01 July 2018 to 31 July 2019)
Extracted 01 August 2019 (Supplied date)
Source: NSW Department of Education

	2018-19 ¹	2017-18
NCAP projects funded ²	13	12
NCAP employment outcomes ³	641	739
NCAP training outcomes ⁴	871	888

¹ The period covered is from 01 July 2018 to 31 July 2019.

² Refers to not-for-profit, community-owned organisations that deliver the NCAP Program.

³ Number of individuals placed in employment and still in employment after three months.

⁴ Number of individuals who have completed an accredited training course or qualification.

The Way Ahead for Aboriginal People Program

The Way Ahead for Aboriginal People Program provides mentoring services for Aboriginal apprentices and trainees who need additional support in the workplace. Mentors are chosen because of their experience and acceptance within Aboriginal communities.

Source: NSW Department of Education

Table 7 Outcomes for The Way Ahead for Aboriginal People Program by financial year
For Period (01 July 2018 to 31 July 2019)
Extracted 01 August 2019 (Supplied date)
Source: NSW Department of Education

	2018-19 ¹	2017-18
Apprentices mentored	219	172
Trainees mentored	283	250
School-based apprentices or trainees mentored	134	186
Total	636	608

¹ The period covered is from 01 July 2018 to 31 July 2019.

Adult and Community Education programs

Adult and Community Education (ACE) training providers are not-for-profit, community-owned organisations with a primary focus on adult education. The ACE sector delivers courses relating to leisure, personal and community development, employment skills, preparation for VET and nationally recognised programs of study.

ACE data is collected quarterly and the most recent data available is the period 01 January 2019 to 30 June 2019.

Qualification enrolments by funding source

By commencements, continuing enrolments and completions

Table 8 Commencing, continuing and completed enrolments in qualifications by funding source
For Period (01 January 2019 to 30 June 2019)
Extracted 08 August 2019
Source: NSW Department of Education's ACE database

Funding source	Commencements	Continuing	Completions
Community service obligation (Smart and Skilled) ¹	1,107	160	137
Other government funding ² excluding Smart and Skilled ¹	556	301	134
Fee for service ¹	930	148	45
Total	2,593	609	316

¹ Includes part qualifications.

² Includes funding from the NSW Government and the Australian Government.

By number of students

Table 9 Number of students who commenced, continued and/or completed their enrolment in a qualification by funding source
For Period (01 January 2019 to 30 June 2019)
Extracted 08 August 2019
Source: NSW Department of Education's ACE database

Funding source ¹	Commencements	Continuing	Completions
Community service obligation (Smart and Skilled) ²	947	126	126
Other government funding excluding Smart and Skilled ²	531	283	123
Fee for service ²	913	148	45

¹ As a student may fall into more than one funding group this table does not include totals.

² Includes part qualifications.

Adult and Community Education programs

Subject-only enrolments by funding source

Subject-only enrolments include both accredited and non-accredited vocational training. However, all subjects delivered must be nationally approved with vocational intent (i.e. supporting employment outcomes), with no more than 20 per cent in non-accredited courses.

By commencements, continuing enrolments and completions

Table 10 Commencements, continuing enrolments and completions for subjects-only enrolments by funding source
For Period (01 January 2019 to 30 June 2019)
Extracted 08 August 2019
Source: NSW Department of Education's ACE database

Funding source	Commencements	Continuing	Completions ¹
Community service obligation (Smart and Skilled)	13,547	4,396	12,170
Other government funding ² excluding Smart and Skilled	2,426	493	2,282
Fee for service	11,548	148	11,209
Total	27,521	5,037	25,661

¹ Completion is where an enrolled student either:
- achieved competency achieved/passed
- was granted recognition of prior learning
- was deemed to have satisfactorily completed a non-assessable enrolment

² A subset of 'other government-funded activity' is the Tech Savvy Seniors Program which contributes to the NSW Ageing Strategy. In the

By number of students

Table 11 Number of students who commenced, continued and/or completed subject-only enrolments by funding source
For Period (01 January 2019 to 30 June 2019)
Extracted 08 August 2019
Source: NSW Department of Education's ACE database

Funding source ¹	Commencements	Continuing	Completions ²
Community service obligation (Smart and Skilled)	4,424	1,341	4,178
Other government funding ³ excluding Smart and Skilled	1,180	229	1,096
Fee for service	7,925	1,010	7,750

¹ As a student may fall into more than one funding group this table does not include totals.

² Completion is where an enrolled student either:
- achieved competency achieved/passed
- was granted recognition of prior learning
- was deemed to have satisfactorily completed a non-assessable enrolment

³ A subset of 'other government-funded activity' is the Tech Savvy Seniors Program which contributes to the NSW Ageing Strategy. In the reported period, there were 1,933 individual students enrolled in 6,096 subject-only enrolments.

Adult and Community Education programs

Community service obligations (CSO) funded enrolments in qualifications

By region

Table 12 Commencing, continuing and completed community service obligations (CSO) funded enrolments in qualifications by region
For Period (01 January 2019 to 30 June 2019)
Extracted 08 August 2019
Source: NSW Department of Education's ACE database

Region ¹	Commencements	Continuing	Completions
Capital Region	4	-	-
Central Coast	64	2	-
Central West	42	1	3
Coffs Harbour–Grafton	74	-	-
Far West and Orana	69	6	2
Hunter Valley excluding Newcastle	-	-	-
Illawarra	42	-	-
Mid North Coast	16	20	2
Murray	6	-	2
New England and North West	119	-	-
Newcastle and Lake Macquarie	7	35	-
Richmond–Tweed	142	4	1
Riverina	250	86	124
Southern Highlands and Shoalhaven	13	-	1
Sydney	259	6	2
Total	1,107	160	137

¹ For the area a region covers see Figure 6 on page 33.

By disadvantaged student group

Table 13 Commencing, continuing and completed CSO-funded enrolments in qualifications by disadvantaged student group
For Period (01 January 2019 to 30 June 2019)
Extracted 08 August 2019
Source: NSW Department of Education's ACE database

Disadvantaged student group ¹	Commencements	Continuing	Completions
Aboriginal or Torres Strait Islanders	193	40	39
Students with disabilities	446	114	70
Students living in a regional area	385	38	94
Students living in a remote area	570	127	133

¹ As a student may fall into more than one group this table does not include totals.

Adult and Community Education programs

Community service obligations (CSO) funded students doing qualifications

By region

Table 14 Number of CSO-funded students who commenced, continued and/or completed qualifications by region
For Period (01 January 2019 to 30 June 2019)
Extracted 08 August 2019
Source: NSW Department of Education's ACE database

Region ¹	Commencements	Continuing	Completions
Capital Region	4	-	-
Central Coast	64	2	-
Central West	30	1	2
Coffs Harbour–Grafton	73	-	-
Far West and Orana	61	6	2
Hunter Valley excluding Newcastle	-	-	-
Illawarra	34	-	-
Mid North Coast	16	20	2
Murray	5	-	2
New England and North West	119	-	-
Newcastle and Lake Macquarie	7	34	-
Richmond–Tweed	140	4	1
Riverina	157	53	114
Southern Highlands and Shoalhaven	13	-	1
Sydney	224	6	2
Total	947	126	126

¹ For the area a region covers see Figure 6 on page 33.

By disadvantaged student group

Table 15 Number of CSO-funded students who commenced, continued and/or completed qualifications by disadvantaged student group
For Period (01 January 2019 to 30 June 2019)
Extracted 08 August 2019
Source: NSW Department of Education's ACE database

Disadvantaged student group ¹	Commencements	Continuing	Completions
Aboriginal or Torres Strait Islanders	154	31	34
Students with disabilities	344	103	64
Students living in a regional area	351	36	78
Students living in a remote area	456	95	122

¹ As a student may fall into more than one group this table does not include totals.

Adult and Community Education programs

Community service obligations (CSO) funded subject-only enrolments

By region

Table 16 Commencing, continuing and completed CSO-funded enrolments for subjects only by region
For Period (01 January 2019 to 30 June 2019)
Extracted 08 August 2019
Source: NSW Department of Education's ACE database

Region ¹	Commencements	Continuing	Completions
Capital Region	352	156	315
Central Coast	1,258	189	1,085
Central West	1,030	9	995
Coffs Harbour–Grafton	1,228	354	1,172
Far West and Orana	530	2	506
Hunter Valley excluding Newcastle	–	–	–
Illawarra	414	358	374
Mid North Coast	1,576	644	1,459
Murray	264	22	212
New England and North West	1,036	54	1,015
Newcastle and Lake Macquarie	380	458	332
Richmond–Tweed	1,585	670	1,470
Riverina	410	25	365
Southern Highlands and Shoalhaven	567	364	496
Sydney	2,917	1,091	2,374
Total	13,547	4,396	12,170

¹ For the area a region covers see Figure 6 on page 33.

By disadvantaged student group

Table 17 Number of CSO-funded students who commenced, continued and/or completed enrolments in subjects only by disadvantaged student group
For Period (01 January 2019 to 30 June 2019)
Extracted 08 August 2019
Source: NSW Department of Education's ACE database

Disadvantaged student group ¹	Commencements	Continuing	Completions
Aboriginal or Torres Strait Islanders	2,582	835	2,316
Students with disabilities	4,041	1,717	3,623
Students living in a regional area	4,691	2,079	4,272
Students living in a remote area	5,259	994	4,959

¹ As a student may fall into more than one group this table does not include totals.

Adult and Community Education programs

Community service obligations (CSO) funded students doing subjects only

By region

Table 18 Number of CSO-funded students who commenced, continued and/or completed enrolments in subjects only by region
For Period (01 January 2019 to 30 June 2019)
Extracted 08 August 2019
Source: NSW Department of Education's ACE database

Region ¹	Commencements	Continuing	Completions
Capital Region	127	29	121
Central Coast	306	83	278
Central West	554	3	552
Coffs Harbour–Grafton	415	96	399
Far West and Orana	230	2	222
Hunter Valley excluding Newcastle	–	–	–
Illawarra	132	106	128
Mid North Coast	440	159	416
Murray	57	6	50
New England and North West	424	15	418
Newcastle and Lake Macquarie	97	122	88
Richmond–Tweed	542	175	520
Riverina	146	11	136
Southern Highlands and Shoalhaven	160	78	144
Sydney	794	456	706
Total	4,424	1,341	4,178

¹ For the area a region covers see Figure 6 on page 33.

By disadvantaged student group

Table 19 Number of CSO-funded students who commenced, continued and/or completed enrolments in subjects only by disadvantaged student group
For Period (01 January 2019 to 30 June 2019)
Extracted 08 August 2019
Source: NSW Department of Education's ACE database

Disadvantaged student group ¹	Commencements	Continuing	Completions
Aboriginal or Torres Strait Islanders	769	231	722
Students with disabilities	1,297	545	1,212
Students living in a regional area	1,438	580	1,359
Students living in a remote area	2,034	269	1,972

¹ As a student may fall into more than one group this table does not include totals.

Apprenticeships and traineeships

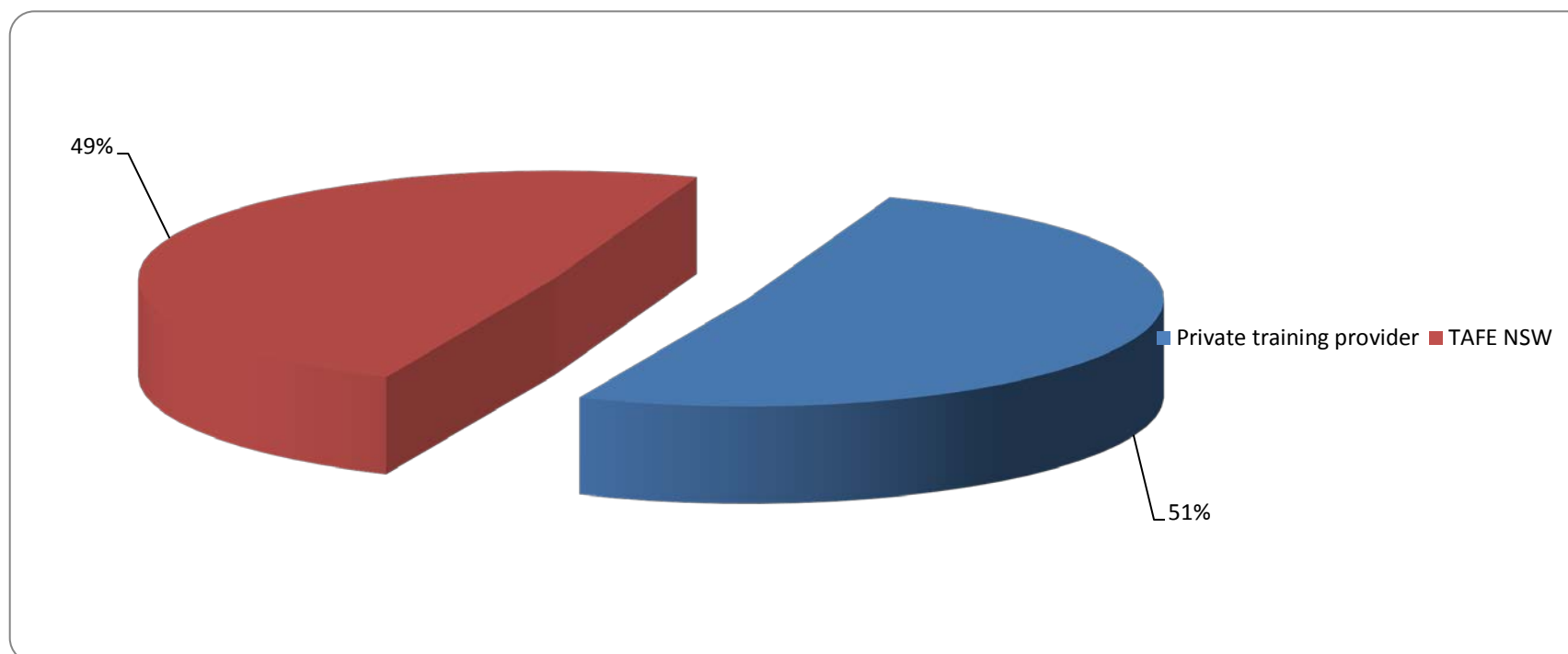
Training contract approvals for apprenticeships and traineeships

By training provider type

Table 20 Training contract approvals by training provider type
 For Period YTD: 01 January to 31 July 2019; previous YTD: 01 January to 31 July 2018; and 2018 calendar year
 Extracted 01 August 2019
 Source: The NSW Department of Education's Integrated Vocational Education and Training System (IVETS).

Training provider type	YTD	Previous YTD	Previous CY
Private training provider	15,725	14,970	24,329
TAFE NSW	15,074	15,967	21,914
Total	30,799	30,937	46,243

Figure 3 Training contract approval by training provider type (YTD: 01 January to 31 July 2019)
 For Period YTD: 01 January to 31 July 2019; previous YTD: 01 January to 31 July 2018; and 2018 calendar year
 Extracted 01 August 2019
 Source: The NSW Department of Education's Integrated Vocational Education and Training System (IVETS).



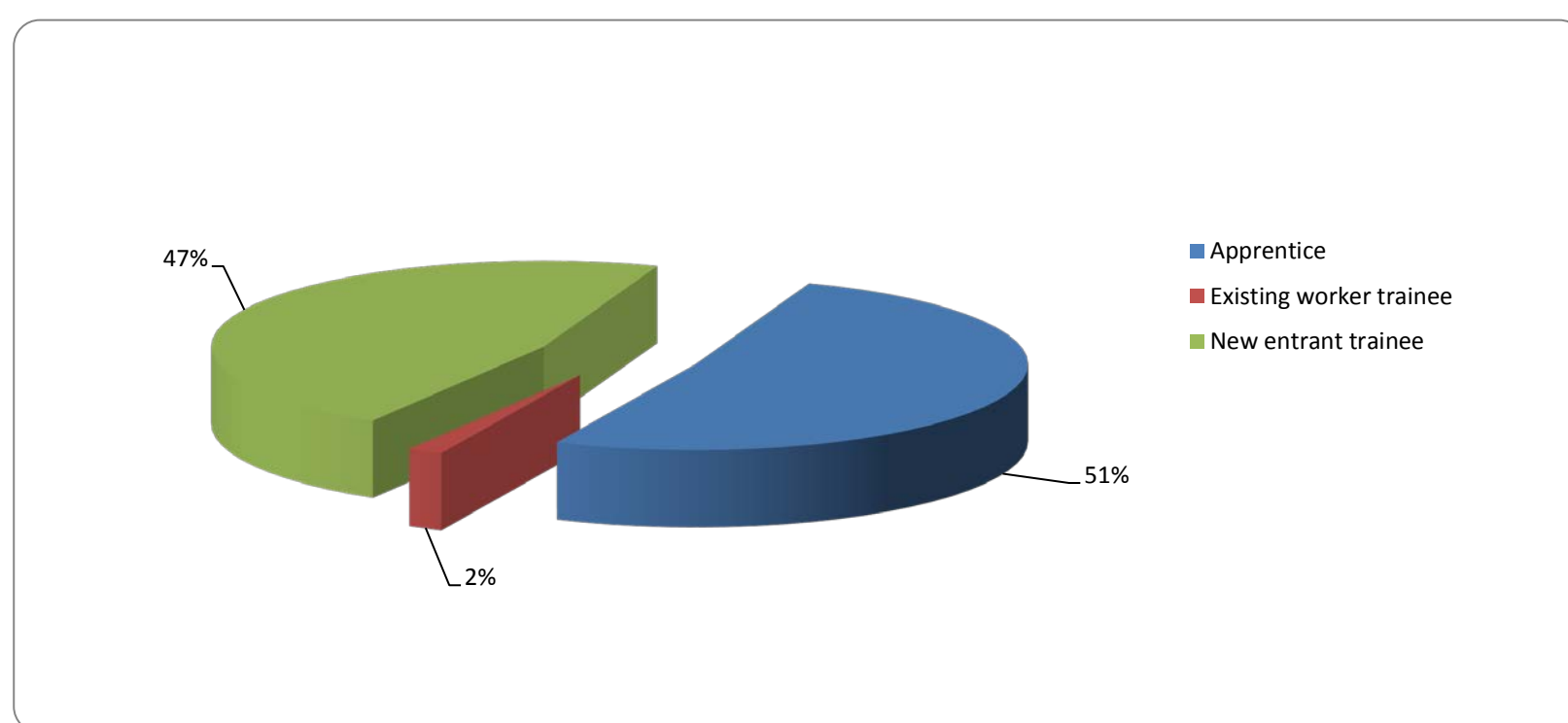
Apprenticeships and traineeships

By student type

Table 21 Training contract approvals by student type
For Period YTD: 01 January to 31 July 2019; previous YTD: 01 January to 31 July 2018; and 2018 calendar year
Extracted 01 August 2019
Source: The NSW Department of Education's Integrated Vocational Education and Training System (IVETS).

Student type	YTD	Previous YTD	Previous CY
Apprentice	15,796	15,864	22,276
Existing worker trainee	533	570	863
New entrant trainee	14,470	14,503	23,104
Total	30,799	30,937	46,243

Figure 4 Training contract approvals by student type
For Period YTD: 01 January to 31 July 2019
Extracted 01 August 2019
Source: The NSW Department of Education's Integrated Vocational Education and Training System (IVETS).



By disadvantaged student group

Table 22 Training contract approvals by disadvantaged student group
For Period YTD: 01 January to 31 July 2019; previous YTD: 01 January to 31 July 2018; and 2018 calendar year
Extracted 01 August 2019
Source: The NSW Department of Education's Integrated Vocational Education and Training System (IVETS).

Disadvantaged student group ¹	YTD	Previous YTD	Previous CY
Aboriginal or Torres Strait Islanders	2,308	2,296	3,334
Students with disabilities	888	882	1,332
Students living in a regional area	6,308	6,306	9,295
Students living in a remote area	6,875	6,756	9,878
Women in non-traditional trades	591	518	765

¹ As a student may fall into more than one group this table does not include totals. Also, data is not collected about individuals on a training contract who hold a humanitarian visa or are long-term unemployed.

Apprenticeships and traineeships

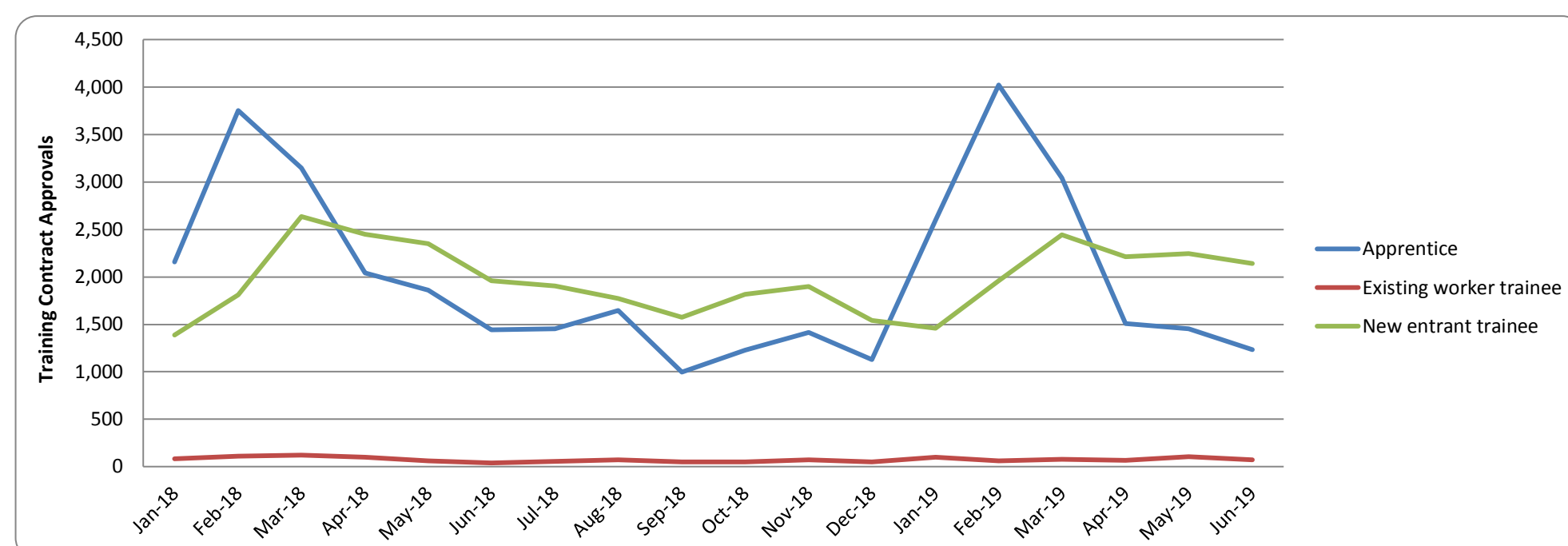
By month (for previous 18 months)

Figure 5 Training contract approvals by month

For Period previous 18 months

Extracted 01 August 2019

Source: The NSW Department of Education's Integrated Vocational Education and Training System (IVETS).



By region

Table 23 Training contract approvals by region

For Period YTD: 01 January to 31 July 2019; previous YTD: 01 January to 31 July 2018; and 2018 calendar year

Extracted 01 August 2019

Source: The NSW Department of Education's Integrated Vocational Education and Training System (IVETS).

Region ¹	YTD	Approvals as % of a region's population (YTD)	Previous YTD	Previous CY
Capital Region	1,088	0.52%	1,012	1,472
Central Coast	1,243	0.40%	1,232	1,771
Central West	1,091	0.55%	1,034	1,511
Coffs Harbour–Grafton	612	0.47%	533	789
Far West and Orana	604	0.53%	654	923
Hunter Valley excluding Newcastle	1,498	0.62%	1,391	2,050
Illawarra	1,184	0.43%	1,397	2,015
Mid North Coast	936	0.47%	884	1,312
Murray	614	0.56%	556	829
New England and North West	1,001	0.57%	1,042	1,537
Newcastle and Lake Macquarie	2,043	0.60%	1,975	2,907
Richmond–Tweed	822	0.36%	855	1,276
Riverina	1,112	0.74%	1,087	1,646
Southern Highlands and Shoalhaven	599	0.44%	671	973
Sydney	15,618	0.36%	16,143	24,341
Unknown ²	734	N/A	471	891
Total	30,799	0.43%	30,937	46,243

¹ For the area a region covers see Figure 6 on page 33.² Not enough data to map training location to a NSW region.

Apprenticeships and traineeships

Top five Apprenticeships and Traineeships by training contract approvals

Top five Apprenticeships for year to date

Table 24 Top five apprenticeship by qualification

For Period YTD: 01 January to 31 July 2019

Extracted 01 August 2019

Source: The NSW Department of Education's Integrated Vocational Education and Training System (IVETS).

Apprenticeship qualification	YTD
Electrotechnology - Electrician Certificate III	2,486
Carpentry Certificate III	2,023
Plumbing Certificate III	1,240
Automotive - Light Vehicle Mechanical Technology Certificate III	1,008
Engineering - Fabrication Trade Certificate III	705

Top five Apprenticeships for previous year to date

Table 25 Top five apprenticeship by qualification

For Period previous YTD: 01 January to 31 July 2018

Extracted 01 August 2019

Source: The NSW Department of Education's Integrated Vocational Education and Training System (IVETS).

Apprenticeship qualification	Previous YTD
Electrotechnology - Electrician Certificate III	2,531
Carpentry Certificate III	2,296
Plumbing Certificate III	1,390
Automotive - Light Vehicle Mechanical Technology Certificate III	1,037
Hospitality - Commercial Cookery Certificate III	660

Top five Traineeships for year to date

Table 26 Top five traineeships by qualification

For Period YTD: 01 January to 31 July 2019

Extracted 01 August 2019

Source: The NSW Department of Education's Integrated Vocational Education and Training System (IVETS).

Traineeship qualification	YTD
Community Services - Early Childhood Education and Care Certificate III	1,910
Retail Certificate III	1,446
Transport and Logistics - Driving Operations Certificate III	797
Business Services - Customer Engagement Certificate III	702
Transport and Logistics - Warehousing Operations Certificate III	620

Apprenticeships and traineeships

Top five traineeships for previous year to date

Table 27 Top five traineeships by qualification (previous YTD: 01 January to 31 July 2018)
For Period previous YTD: 01 January to 31 July 2018
Extracted 01 August 2019

Source: The NSW Department of Education's Integrated Vocational Education and Training System (IVETS).

Traineeship qualification	Previous YTD
Community Services - Early Childhood Education and Care Certificate III	1,711
Retail Certificate III	1,292
Business Services - Customer Engagement Certificate III	812
Transport and Logistics - Driving Operations Certificate III	781
Hospitality Certificate III	688

Apprentices and trainees in training

Table 28 Number of apprentices and trainees in training
As at 01 August 2019
Extracted 01 August 2019

Source: The NSW Department of Education's Integrated Vocational Education and Training System (IVETS).

Student type	Number
Apprentices	60,844
Existing worker trainees	1,381
New entrant trainees	29,308
Total	91,533

Training contract completion rates for Apprenticeships and Traineeships

Table 29 Contract completion rates for apprenticeships and traineeships
For Period calendar years 2018
Extracted 01 August 2019

Source: The NSW Department of Education's Integrated Vocational Education and Training System (IVETS).

Contract type	2018 (%)	2017 (%)
Apprenticeship	58.9%	58.9%
Traineeship	61.2%	62.0%
Total	60.2%	60.7%

Apprenticeships and traineeships

Bert Evans Apprentice Scholarships

The Bert Evans Apprentice Scholarships assist apprentices in NSW who have demonstrated:

- hardship in their personal circumstances
- an aptitude for VET that will lead them to complete their trade training successfully
- a positive attitude and application in the workplace and in off-the-job training.

Source: NSW Department of Education

Table 30 Number of students receiving a Bert Evans Scholarship
For Period calendar years 2016, 2017 and 2018
Extracted 14 September 2018
Source: NSW Department of Education

	2018	2017	2016
Scholarships awarded	85	75	72

Smart and Skilled Program

Smart and Skilled is a NSW Government initiative to create a successful contestable VET market in NSW, achieve the goals of VET reform and the skill priorities of NSW.

Smart and Skilled delivers subsidised training under A703 two broad categories known as 'program streams' – these are Entitlement and Targeted Priorities.

The Entitlement program stream encourages individuals to gain a post-school qualification at the Certificate I, II or III level and also includes apprenticeships and traineeships (which may be at the Certificate IV, Diploma or Advanced Diploma level). The Targeted Priorities program stream encourages individuals to gain a post-school qualification at the Certificate IV, Diploma or Advanced Diploma level.

Each program stream contains several 'programs'. The Entitlement program stream contains the:

- Entitlement Foundation Skills Program
- Entitlement Full Qualifications Program
- Entitlement Apprenticeships and Traineeships Program.

The Targeted Priorities program stream contains the:

- Targeted Priorities Full Qualifications Program
- Targeted Priorities Prevocational and Part Qualification Program.

A student may participate in more than one Smart and Skilled program, training provider or region.

Smart and Skilled commenced on 1 January 2015. Please consider this when comparing 2015 YTD and 2016 YTD data.

Enrolments

By Smart and Skilled program

Table 31 Commencing, continuing and completed enrolments by Smart and Skilled program
For Period YTD: 01 January to 31 July 2019; previous YTD: 01 January to 31 July 2018; and 2018 calendar year
Extracted 01 October 2019

Source: The NSW Department of Education's Integrated Vocational Education and Training System (IVETS).

Smart and Skilled program	Commencements	Continuing	Completions
Entitlement – Apprenticeships	19,995	26,584	3,033
Entitlement – Traineeships	11,928	7,210	5,490
Entitlement Foundation Skills	16,752	438	4,382
Entitlement Full Qualifications	58,855	10,681	15,598
Other (Full Qualifications) ¹	-	-	-
Targeted Priorities (TP) Full Qualifications	6,769	4,945	3,164
TP Prevocational and Part Qualifications –Pre-apprenticeship ²	778	1	-
TP Prevocational and Part Qualifications –Pre-traineeship ³	1,329	24	-
TP Prevocational and Part Qualifications – Prevocational ³	2,638	30	-
TP Prevocational and Part Qualifications – Targeted Skills ⁴	18,225	555	161
Total	137,269	50,468	31,828

¹ The training falls under an existing Smart and Skilled program but could not be processed with the standard method.

² Part qualifications that assist individuals to gain an apprenticeship or traineeship.

³ Part or full qualifications that assist individuals to gain employment or enrol in further education.

⁴ Part qualifications for priority groups and industries to assist individuals to upgrade their training and/or learn new skills for employment.

Smart and Skilled Program

By disadvantaged student group

Table 32 Commencing, continuing and completed enrolments by disadvantaged student group
For Period YTD: 01 January to 31 July 2019
Extracted 01 October 2019

Source: The NSW Department of Education's Integrated Vocational Education and Training System (IVETS).

Disadvantaged student group ¹	Commencements	Continuing	Completions
Aboriginal or Torres Strait Islanders	15,006	4,041	2,240
Students with disabilities	13,616	2,288	3,021
Humanitarian visa holders	3,432	195	875
Long-term unemployed	6,245	953	1,375
Students living in a regional area	29,693	10,647	6,651
Students living in a remote area	11,010	3,660	1,993

¹ As a student may fall into more than one group this table does not include totals.

By region

Table 33 Commencing, continuing and completed enrolments by region
For Period YTD: 01 January to 31 July 2019
Extracted 01 October 2019

Source: The NSW Department of Education's Integrated Vocational Education and Training System (IVETS).

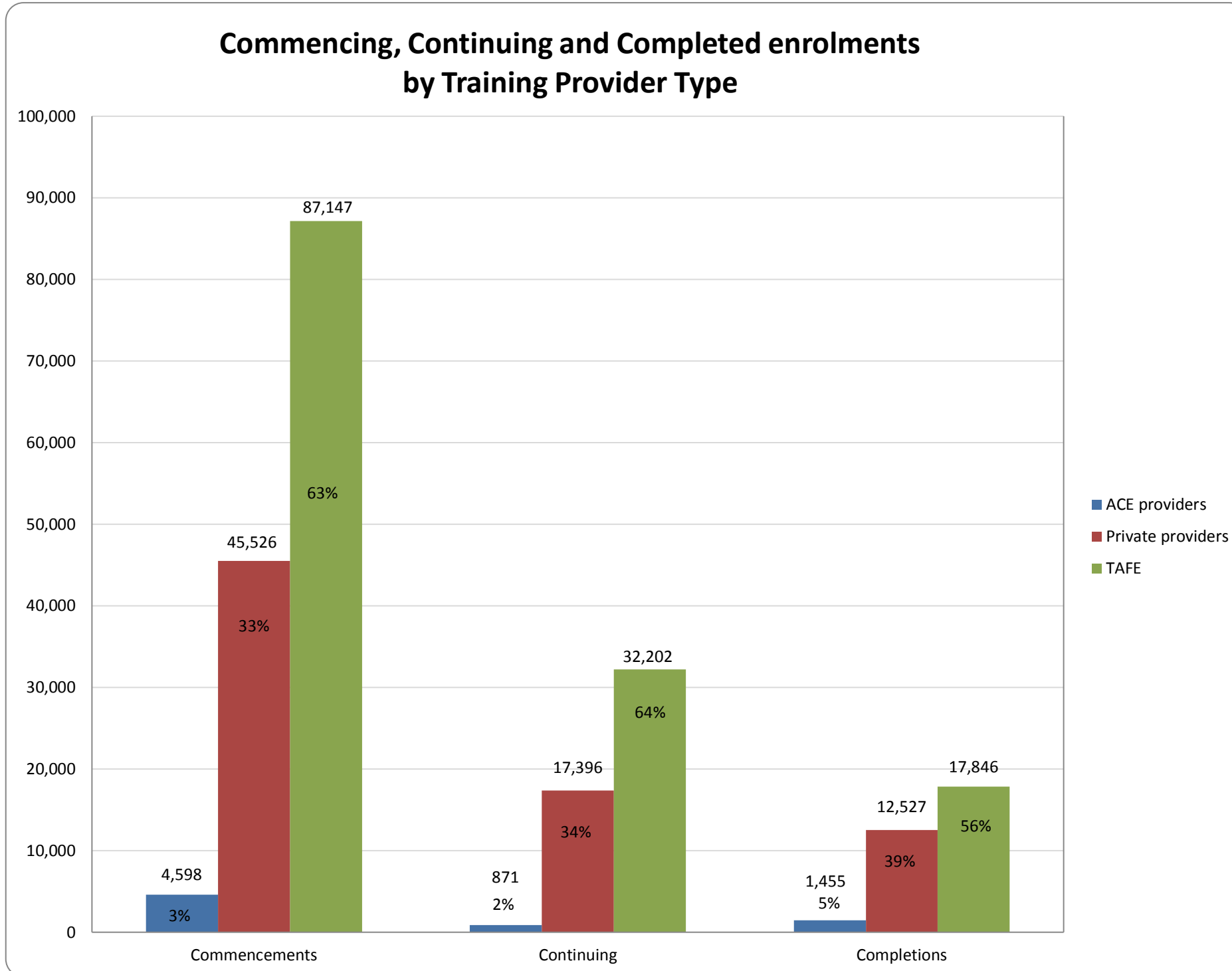
Region ¹	Commencements	Continuing	Completions
Capital Region	2,714	819	463
Central Coast	5,278	1,904	1,538
Central West	6,020	1,667	955
Coffs Harbour–Grafton	3,225	1,148	760
Far West and Orana	4,142	1,063	506
Hunter Valley excluding Newcastle	5,182	2,270	1,357
Illawarra	5,766	2,399	1,494
Mid North Coast	5,862	1,829	1,184
Murray	1,363	515	317
New England and North West	5,629	1,612	1,104
Newcastle and Lake Macquarie	8,831	3,456	2,302
Richmond–Tweed	4,841	1,564	1,252
Riverina	3,638	1,691	703
Southern Highlands and Shoalhaven	2,276	855	491
Sydney	72,384	27,459	17,391
Total	137,151	50,251	31,817

¹ For the area a region covers see Figure 6 on page 33.

Smart and Skilled Program

By training provider type

Figure 4 Commencing, continuing and completed enrolments by training provider type
 For Period YTD: 01 January to 31 July 2019
 Extracted 01 October 2019
 Source: The NSW Department of Education's Integrated Vocational Education and Training System (IVETS).



Smart and Skilled Program

Students

A student may participate in more than one Smart and Skilled program, training provider or region.

By Smart and Skilled program

Table 34 Number of students who commenced, continued and/or completed a qualification or accredited course under a Smart and Skilled program

For Period YTD: 01 January to 31 July 2019

Extracted 01 October 2019

Source: The NSW Department of Education's Integrated Vocational Education and Training System (IVETS).

Smart and Skilled program	Commencements	Continuing	Completions
Entitlement – Apprenticeships	19,794	26,405	3,033
Entitlement – Traineeships	11,840	7,190	5,488
Entitlement Foundation Skills	14,165	438	4,300
Entitlement Full Qualifications	55,209	10,630	15,435
Other (Full Qualifications) ¹	-	-	-
Targeted Priorities (TP) Full Qualifications	6,526	4,800	3,136
TP Prevocational and Part Qualifications – Part Qualifications Pre-apprenticeship ²	777	1	-
TP Prevocational and Part Qualifications – Part Qualifications Pre-traineeship ²	1,313	24	-
TP Prevocational and Part Qualifications – Part Qualifications Prevocational ³	2,604	30	-
TP Prevocational and Part Qualifications – Targeted Skills ⁴	16,645	554	161
Overall unique student number⁵	123,900	49,875	31,333

¹ The training falls under an existing Smart and Skilled program but could not be processed with the standard method.

² Part qualifications that assist individuals to gain an apprenticeship or traineeship.

³ Part or full qualifications that assist individuals to gain employment or enrol in further education.

⁴ Part qualifications for priority groups and industries to assist individuals to upgrade their training and/or learn new skills for employment.

⁵ The overall unique student number is not a total.

By region

Table 35 Number of students who commenced, continued and/or completed a qualification or accredited course under a Smart and Skilled program by region

For Period YTD: 01 January to 31 July 2019

Extracted 01 October 2019

Source: The NSW Department of Education's Integrated Vocational Education and Training System (IVETS).

Region ¹	Commencements	Commencements as % of a region's population	Continuing	Completions
Capital Region	2,544	1.22%	814	461
Central Coast	4,987	1.60%	1,892	1,533
Central West	5,322	2.71%	1,650	908
Coffs Harbour–Grafton	2,877	2.20%	1,140	753
Far West and Orana	3,579	3.15%	1,054	489
Hunter Valley excluding Newcastle	4,822	1.98%	2,266	1,346
Illawarra	5,440	1.97%	2,390	1,480
Mid North Coast	5,373	2.67%	1,802	1,155
Murray	1,296	1.17%	511	316
New England and North West	4,937	2.80%	1,598	1,055

Smart and Skilled Program

Table 35 Number of students who commenced, continued and/or completed a qualification or accredited course under a Smart and Skilled program by region (Cont.)

For Period YTD: 01 January to 31 July 2019

Extracted 01 October 2019

Source: The NSW Department of Education's Integrated Vocational Education and Training System (IVETS).

Region ¹	Commencements	Commencements as % of a region's population	Continuing	Completions
Newcastle and Lake Macquarie	8,304	2.42%	3,437	2,282
Richmond-Tweed	4,283	1.88%	1,552	1,222
Riverina	3,421	2.28%	1,685	701
Southern Highlands and Shoalhaven	2,099	1.53%	851	486
Sydney	66,060	1.50%	27,138	17,181

¹ For the area a region covers see Figure 6 on page 33.

² The overall unique student number is not the same as a total.

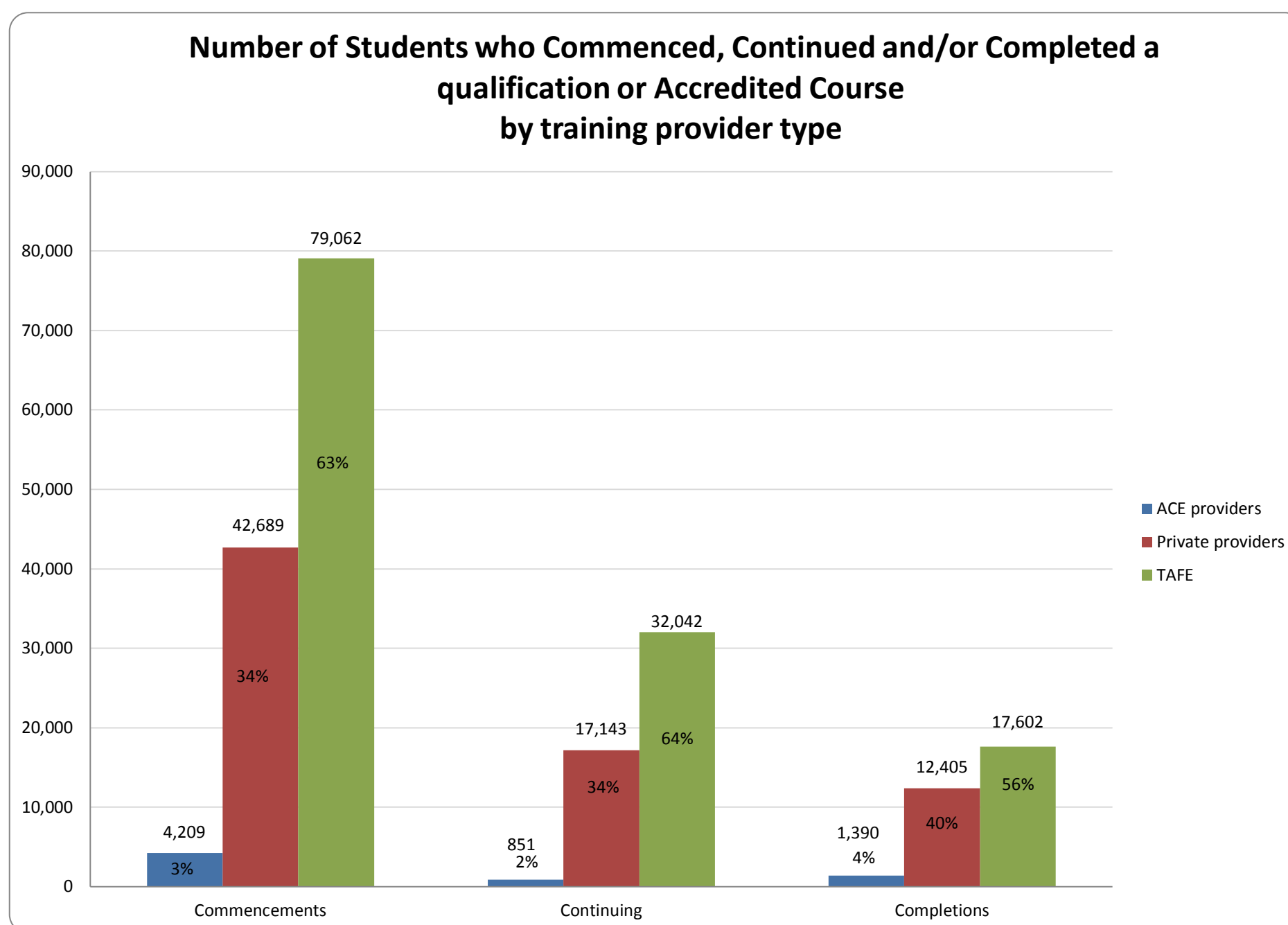
By training provider type

Figure 5 Number of students who commenced, continued and/or completed a qualification or accredited course by training provider type

For Period YTD: 01 January to 31 July 2019

Extracted 01 October 2019

Source: The NSW Department of Education's Integrated Vocational Education and Training System (IVETS).



Smart and Skilled Program

Smart and Skilled training providers

A 'Smart and Skilled training provider' means a registered training organisation the NSW Department of Education that has contracted to offer government-subsidised training under Smart and Skilled.

By Smart and Skilled programs with regional approvals

Table 36 Number of Smart and Skilled training providers with regional training delivery approvals by Smart and Skilled program

As at 01 October 2019

Extracted 01 October 2019

Source: The NSW Department of Education's Integrated Vocational Education and Training System (IVETS).

Region ¹	No. of approved training providers	
	Entitlement Full Qualifications Program	Targeted Priorities Full Qualification Program
Capital Region	23	19
Central Coast	42	31
Central West	25	23
Coffs Harbour–Grafton	17	17
Far West and Orana	24	10
Hunter Valley excluding Newcastle	35	25
Illawarra	41	34
Mid North Coast	23	26
Murray	10	10
New England and North West	22	25
Newcastle and Lake Macquarie	48	33
Richmond–Tweed	25	24
Riverina	24	27
Southern Highlands and Shoalhaven	24	24
Sydney	150	164

¹ For the area a region covers see Figure 6 on page 33.

By Smart and Skilled programs with state wide approvals

Table 37 Number of Smart and Skilled training providers with state wide training delivery approvals by Smart and Skilled program

As at 01 October 2019

Extracted 01 October 2019

Source: The NSW Department of Education's Integrated Vocational Education and Training System (IVETS).

Smart and Skilled program	Training providers
Entitlement Apprenticeships and Traineeships	288
Entitlement Foundation Skills	33

Smart and Skilled Program

Top 10 qualifications

By commencements

Table 38 Top 10 qualifications by commencements

For Period YTD: 01 January to 31 July 2019

Extracted 01 October 2019

Source: The NSW Department of Education's Integrated Vocational Education and Training System (IVETS).

Qualification	Commencements
Certificate III in Individual Support	7,348
Certificate III in Early Childhood Education and Care	6,452
Certificate III in Business Administration	4,356
Certificate III in Electrotechnology Electrician	3,549
Certificate III in Carpentry	3,198
Certificate III in Hospitality	2,323
Certificate III in Retail	2,263
Certificate II in Animal Studies	2,096
Certificate III in Education Support	2,067
Certificate III in Community Services	2,032

By continuing enrolments

Table 39 Top 10 qualifications by continuing enrolments

For Period YTD: 01 January to 31 July 2019

Extracted 01 October 2019

Source: The NSW Department of Education's Integrated Vocational Education and Training System (IVETS).

Qualification	Continuing
Certificate III in Electrotechnology Electrician	5,849
Certificate III in Carpentry	4,127
Certificate III in Plumbing	2,472
Certificate III in Light Vehicle Mechanical Technology	1,897
Certificate III in Early Childhood Education and Care	1,592
Certificate III in Engineering - Fabrication Trade	1,284
Certificate III in Individual Support	1,263
Certificate III in Air-conditioning and Refrigeration	1,174
Diploma of Early Childhood Education and Care	1,021
Certificate III in Warehousing Operations	1,002

By completions

Table 40 Top 10 qualifications by completions

For Period YTD: 01 January to 31 July 2019

Extracted 01 October 2019

Source: The NSW Department of Education's Integrated Vocational Education and Training System (IVETS).

Qualification	Completions
Certificate III in Individual Support	2,289
Certificate III in Early Childhood Education and Care	2,071
Certificate III in Business Administration	1,306
Certificate III in Retail	844
Certificate III in Hospitality	748
Certificate I in Information, Digital Media and Technology	738
Certificate III in Business	581
Certificate II in Animal Studies	580
Certificate III in Warehousing Operations	568
Diploma of Early Childhood Education and Care	502

¹ This qualification (code BSB30415) supersedes and is equivalent to the Certificate III in Business (code BSB30412).

Smart and Skilled Program

Fee-Free Scholarships

Fee-Free Scholarships are part of the NSW Government's commitment under the Reskilling NSW strategy. The strategy provides \$48 million over four years for 200,000 Smart and Skilled concession-eligible 15 to 30 year olds. Fee-Free Scholarships are available to eligible students who undertake study with an approved Smart and Skilled training provider for a qualification from certificate level I to IV that is on the NSW Skills List, with priority giving to eligible social housing residents. Fee-Free Scholarships have been available since 1 July 2015.

By region and training provider type

Table 41 Number of Fee-Free Scholarships by region and training provider type
For Period 01 July 2015 to 31 July 2019
Extracted 01 August 2019

Source: The NSW Department of Education's Integrated Vocational Education and Training System (IVETS).

Region ¹	Fee-Free Scholarships	Training provider type	
		TAFE NSW	Private training provider
Capital Region	1,686	1,022	664
Central Coast	4,223	2,527	1,696
Central West	2,883	2,222	661
Coffs Harbour–Grafton	3,180	2,735	445
Far West and Orana	939	702	237
Hunter Valley excluding Newcastle	3,174	1,950	1,224
Illawarra	4,258	2,283	1,975
Mid North Coast	5,014	4,065	949
Murray	937	600	337
New England and North West	2,291	1,900	391
Newcastle and Lake Macquarie	6,185	4,127	2,058
Richmond–Tweed	4,409	3,662	747
Riverina	2,040	1,292	748
Southern Highlands and Shoalhaven	1,486	686	800
Sydney	35,475	26,623	8,852
Total	78,180	56,396	21,784

¹ For the area a region covers see Figure 6 on page 33.

By region and selected student characteristics

Table 42 Number of Fee-Free Scholarships by region and selected student characteristics
For Period 01 July 2015 to 31 July 2019
Extracted 01 August 2019

Source: The NSW Department of Education's Integrated Vocational Education and Training System (IVETS).

Region ¹	Male	Female	Living in social housing	Holding a humanitarian visa
Capital Region	551	1,134	117	2
Central Coast	1,315	2,905	269	3
Central West	911	1,970	175	4
Coffs Harbour–Grafton	1,166	2,013	107	54
Far West and Orana	361	578	33	-
Hunter Valley excluding Newcastle	1,035	2,139	200	3
Illawarra	1,688	2,568	501	44
Mid North Coast	1,730	3,281	139	1
Murray	332	605	92	22
New England and North West	697	1,592	121	4
Newcastle and Lake Macquarie	2,583	3,600	485	26
Richmond–Tweed	1,723	2,680	112	2
Riverina	660	1,380	175	10
Southern Highlands and Shoalhaven	577	908	160	-
Sydney	11,569	23,888	2,678	1,052
Total	26,898	51,241	5,364	1,227

¹ For the area a region covers see Figure 6 on page 33.

Smart and Skilled Program

Table 43 Number of Fee-Free Scholarships by region and age cohort

For Period 01 July 2015 to 31 July 2019

Extracted 01 October 2019

Source: The NSW Department of Education's Integrated Vocational Education and Training System (IVETS).

Region ¹	15–19 years	20–24 years	25–30 years
Capital Region	663	567	448
Central Coast	1,661	1,359	1,082
Central West	973	992	904
Coffs Harbour–Grafton	1,263	1,041	853
Far West and Orana	324	347	264
Hunter Valley excluding Newcastle	1,318	1,077	757
Illawarra	1,547	1,619	1,068
Mid North Coast	1,979	1,610	1,383
Murray	370	332	234
New England and North West	828	790	658
Newcastle and Lake Macquarie	2,376	2,209	1,537
Richmond–Tweed	1,754	1,448	1,172
Riverina	650	731	650
Southern Highlands and Shoalhaven	549	529	386
Sydney	10,957	12,537	11,617
Total	27,212	27,188	23,013

¹ For the area a region covers see Figure 6 on page 33.

Glossary

ACE	Adult and Community Education
Accredited vocational training	Education approved by the Australian Skills Quality Authority.
Active provider	A Smart and Skilled contracted training provider who has delivered training under their Smart and Skilled contract.
Adult and Community Education	A not-for profit, community-owned organisation with a primary focus on adult education. The ACE sector delivers courses relating to leisure, personal and community development, employment skills, preparation for VET and nationally recognised programs of study.
AEDO	Aboriginal Enterprise Development Officer Program
Apprentice	An employee who is party to an apprenticeship to learn a trade on-the-job under a qualified tradesperson and off-the-job with a registered training organisation.
Approval (training contract)	The official confirmation by Training Services NSW that an apprenticeship or traineeship has commenced with an employer.
Approved (training provider)	A training provider has been offered and has accepted a Smart and Skilled contract.
Approved qualification	A qualification that a training provider is approved to deliver under Smart and Skilled.
AQF	Australian Quality Framework
ASDB	The NSW Department of Education's Aboriginal Services Database.
ATSI	Aboriginal or Torres Strait Islander
Australian Quality Framework	<p>The national policy for regulated qualifications in the Australian education and training system.</p> <p>The AQF incorporates the quality assured qualifications from each education and training sector into a single comprehensive national qualifications framework. The AQF defines the qualification levels issued by schools, vocational education and training providers and higher education.</p> <p>The AQF qualifications that apply to VET are Certificate levels I to IV, Diploma and Advanced Diploma, as well as Graduate Certificate and Graduate Diploma.</p> <p>Maintaining the AQF is a shared responsibility of the Commonwealth, state and territory governments.</p>
Bert Evans Apprentice Scholarships	<p>These scholarships assist apprentices in NSW who have demonstrated:</p> <ul style="list-style-type: none"> • hardship in their personal circumstances • an aptitude for VET that will lead them to complete their trade training successfully • a positive attitude and application in the workplace and in off-the-job training. <p>A maximum of 50 scholarships are awarded annually, including 10 NSW Country Apprentice Scholarships.</p>
Commencement	Occurs when a student begins to participate in training for a qualification or accredited course; or, for a subject-only enrolment, begins to participate in a module or unit of competency that is scheduled to be completed in the current year.
Commitment	Represents a commitment by government to subsidise a training provider for the cost of training an approved prospective student in an approved qualification, accredited course or subject-only enrolment.
Community service obligation (CSO)	A service with an identifiable community or social benefit that cannot be supplied under commercial costs and conditions, and that government subsidises.
Continuing	A student who is continuing training for a qualification or accredited course in a subsequent year to the commencement year and who is still training at the time of this report; or, for a subject-only enrolment, an enrolment in a module or unit of competency that is scheduled to be completed in a future year.
Completion	A student who has successfully completed a qualification or accredited course; or, for a subject-only enrolment, has completed a module or unit of competency.
Completion Rate	
CSO	Community service obligation
Disadvantaged student group	A student who falls into one or more equity categories of: being an Aboriginal or Torres Strait Islander, being disabled, being a humanitarian visa holder, being long-term unemployed, or living in a regional or remote area.

Enrolment	The engagement and participation of a student in an approved qualification, accredited course or subject-only training.
Existing worker trainee	A long-term employee (greater than three months full time or 12 months part time) who is party to a traineeship to learn a recognised vocation on-the-job under supervision and off-the-job with a training provider.
Fee for service	A VET qualification or accredited course that is not subsidised by government (a student or their employer pays the full fee for the training).
Fee-Free Scholarships	Part of the NSW Government's commitment under the Reskilling NSW strategy. It provides \$48 million over 4 years (starting on 1 July 2015) for 200,000 scholarships. The scholarships cover the fee for any Certificate I to IV level qualification on the NSW Skills List. To be eligible, a student must be aged between 15 and 30 years and eligible for Smart and Skilled's concession fee (with priority given to social housing residents); or living (or have lived) in out-of-home care; or someone who has experienced (or is experiencing) domestic/family violence.
FY	Financial year
Jobs of Tomorrow Scholarships	The Program provides \$25 million over four years (starting in 2016) for 25,000 scholarships in science, technology, engineering and mathematics (STEM) VET qualifications. Eligible students receive a \$1,000 scholarship to encourage them to enrol and complete a STEM qualification. In each calendar year, the first 6,250 eligible students who apply and commence training will be offered a scholarship.
IVETS	The NSW Department of Education's Integrated Vocational Education and Training Services database.
NCAP	New Careers for Aboriginal People Program
NCVER	National Centre for Vocational Education Research
New entrant trainee	An employee who is party to a traineeship to learn a recognised vocation on-the-job under supervision and off-the-job with a training provider.
Non-accredited vocational training	Education with a vocational intent that is non-assessable and not recognised under the AQF.
NSW Ageing Strategy	NSW Government commitment to support seniors in the community with a range of programs and initiatives.
Private training provider	A non-TAFE training provider that is registered with the Australian Skills Quality Authority, and can deliver nationally recognised courses and award AQF VET qualifications.
Qualification	A nationally recognised qualification under the Australian Qualifications Framework (AQF).
Recognition of prior learning	Recognition of prior learning (RPL) involves the assessment of the previously unrecognised skills and knowledge an individual has achieved outside the formal education and training system. This assessment determines the extent to which that individual has achieved the required learning outcomes, competency outcomes, or standards for entry to, and/or partial or total completion of a program of study without the need for further study.
Region	There are 15 training regions (which are based on Australian Bureau of Statistics SA4 level). See Figure 6 on page 32.
Regional	A classification of a student's residence using the Australian Bureau of Statistics Accessibility/Remoteness Index of Australia.
Registered training organisation (RTO)	An training provider that is registered with the Australian Skills Quality Authority – which allows them to deliver nationally courses and award AQF VET qualifications.
Remote	A classification of a student's residence using the Australian Bureau of Statistics Accessibility/Remoteness Index of Australia.
Reskilling NSW strategy	An NSW Government initiative to help individuals get a job by giving them better access to VET.
Returned (contract)	A training provider that has chosen to withdraw from its Smart and Skilled contract.
Smart and Skilled	The NSW Government's initiative to create a successful contestable VET market in NSW, and achieve the goals of VET reform and the skill priorities of NSW.
Smart and Skilled program	A subset of Smart and Skilled government-subsidised training with specific characteristics.

Status (training provider)	Indicates whether a Smart and Skilled training provider's contract has been approved, suspended, returned or terminated.
Subject-only enrolment	An enrolment in a module or unit of competency that is not intended to lead to the issue of a qualification or accredited course.
Suspended (training provider)	A training provider's Smart and Skilled contract has been temporarily suspended for one or more breaches of contract conditions.
TAFE NSW	The NSW Government's public training provider of VET in NSW.
Tech Savvy Seniors Program	A joint NSW Government and Telstra initiative that provides grants to ACE providers to deliver training in the use of smart technologies to people over 60 years of age.
Terminated (training provider)	A training provider's Smart and Skilled contract has been terminated for one or more breaches of contract conditions.
Total VET activity	All accredited VET activity from all training providers (unless granted an exemption) in accordance with the National VET Provider Collection Data Requirements Policy.
Trade	The occupation to which an apprenticeship leads.
Training contract	The mutual agreement between an employer and apprentice or trainee.
Training contract type	A training contract can be either an apprenticeship, an existing worker traineeship or a new entrant traineeship.
Training provider	A training provider that is registered with the Australian Skills Quality Authority, and can deliver nationally recognised courses and award AQF VET qualifications.
VET	Vocational education and training
VET FEE-HELP	An Australian Government income-contingent loan scheme for VET students. A loan covers a student's fees. The student is only required to pay back the loan when their income reaches a set level.
Vocation	The occupation to which a traineeship leads.
Vocational Training Assistance	Provided through the Vocational Training Assistance Scheme (VTAS) – a program that provides eligible apprentices and trainees with monetary assistance to attend off-the-job training during the term of their apprenticeship or traineeship. Existing worker trainees are ineligible to claim vocational training assistance. Current rates for travel are 12 cents per kilometre and \$28 per night for accommodation, and a one-off payment of up to \$2,000 for a student who has to relocate.
VTAS	Vocational Training Assistance Scheme
Woman in non-traditional trades	Currently, 167 out of a total 1,211 trades are considered to be non traditional trades for women. Examples include Certificate III in Aeroskills (Mechatronics) and Certificate III in Solid Plastering.
YTD	Year to date

NSW training regions

Figure 6 Training regions in NSW

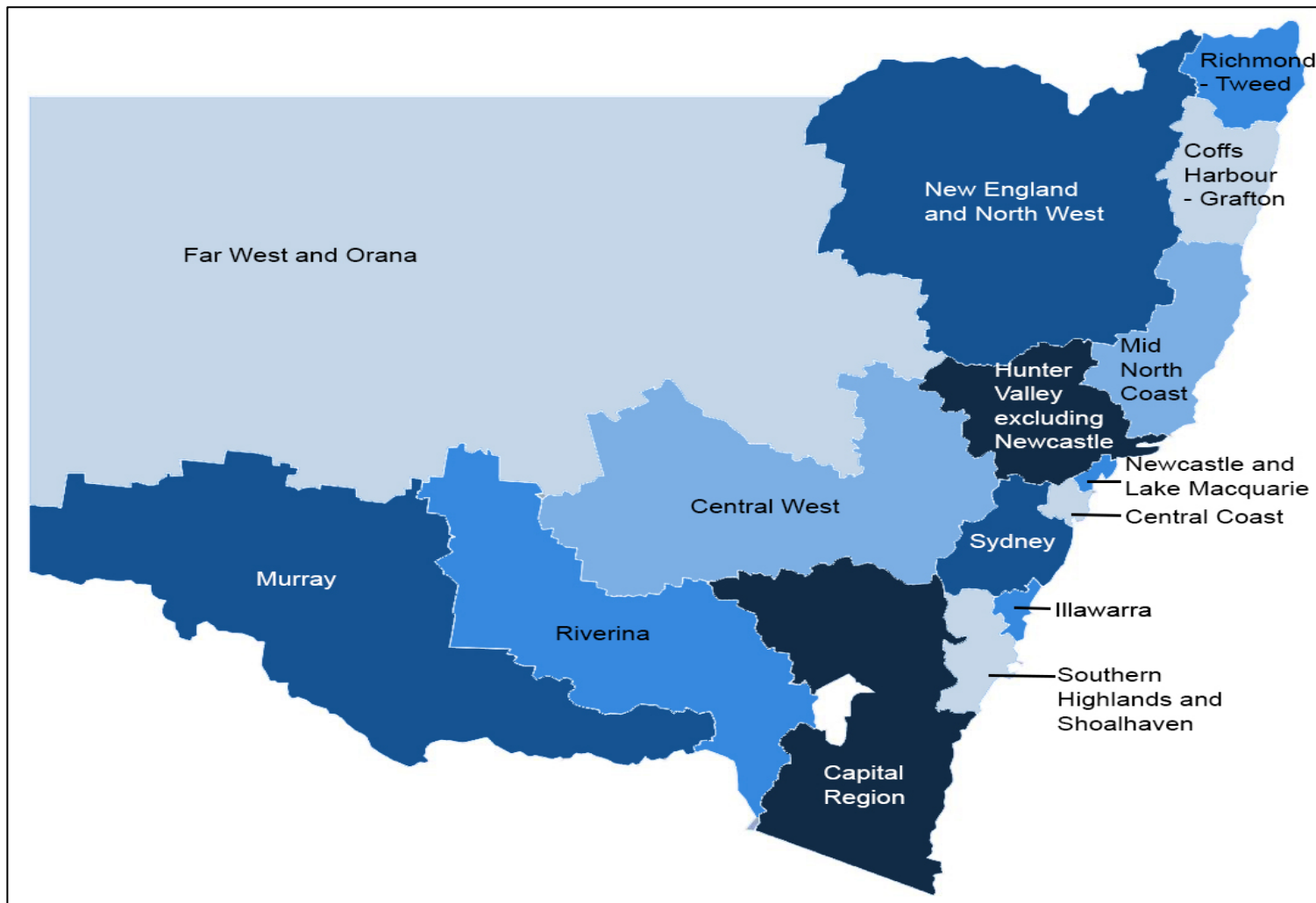


Table 44 Major towns or areas for each region

This region...	Includes...
Capital Region	Goulburn, Yass, Queanbeyan, the Snowy Mountains and the South Coast
Central Coast	Brooklyn, Davistown, Terrigal, The Entrance, Wyong and Gosford
Central West	Bathurst, Lachlan Valley, Lithgow, Mudgee and Orange
Coffs Harbour–Grafton	Coffs Harbour and the Clarence Valley
Far West and Orana	Bourke, Cobar, Coonamble, Broken Hill and Dubbo
Hunter Valley excluding Newcastle	Lower and Upper Hunter, Maitland and Port Stephens
Illawarra	Wollongong, Shellharbour and Kiama
Mid North Coast	Great Lakes, Kempsey, Nambucca, Lord Howe Island, Port Macquarie, Taree and Gloucester
Murray	Upper and Lower Murray, and Albury
Newcastle and Lake Macquarie	Newcastle and Lake Macquarie
New England and North West	Armidale, Inverell, Moree, Inverell, Tenterfield, Moree, Narrabri, Tamworth and Gunnedah
Richmond–Tweed	Richmond Valley and Tweed Valley
Riverina	Griffith, Tumut and Wagga Wagga
Southern Highlands and Shoalhaven	Mittagong, Bowral, Nowra and Ulladulla
Sydney	Sydney and the Blue Mountains